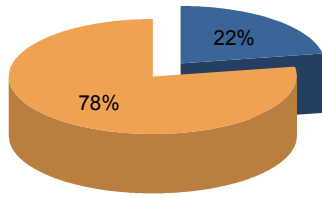


Enrollment

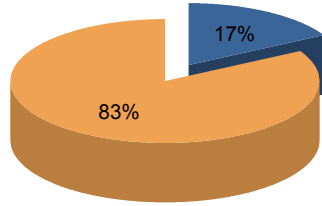
Undergraduate	13,096	78%
Graduate	3,739	22%
Total	16,835	100%



■ Graduate ■ Undergraduate

FTE

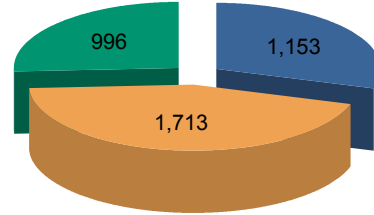
Undergraduate	10,354.4	83%
Graduate	2,117.0	17%
Total	12,471.4	100%



■ Graduate ■ Undergraduate

Admissions

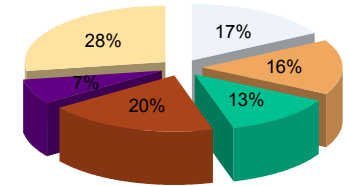
First-time Freshmen	1,153
New Transfers	1,713
New Graduate Students	996



■ Freshmen ■ Transfers ■ Graduate

School

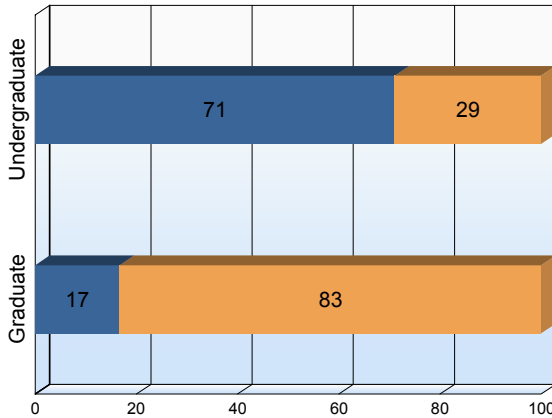
Business	3,079
Education	2,887
Humanities and Social Sciences	2,327
Natural and Behavioral Sciences	3,589
Visual, Media, and Performing Arts	1,316
College Wide Programs	5,013



■ BUS ■ EDU ■ HSS ■ NBS ■ VPA ■ UN

Full-time / Part-time

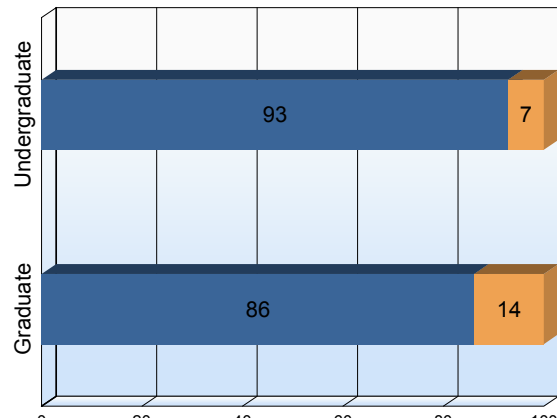
	Full-time	Part-time
Undergraduate	9,310	3,786
Graduate	625	3,114



■ Full Time ■ Part Time

Degree / Non-degree

	Degree	Non-degree
Undergraduate	12,162	934
Graduate	3,220	519



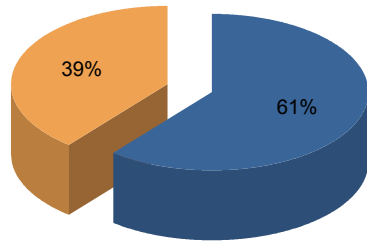
■ Degree ■ Non-degree

Top 5 Majors

Undergraduate	
021 Business, Management, and Finance BS	1,097
003 Accounting - Public Accountancy BS	912
089 Psychology BA	708
253 Childhood Education: Grades 1-6 BA	342
090 Psychology BS	332
Graduate	
339 Business Economics - Global Business and Finance MS	155
332 English MA	129
363 Urban Policy and Administration MA	125
646 School Counseling MSED	117
624 Educational Leadership: School District Leader MSED	116

Gender

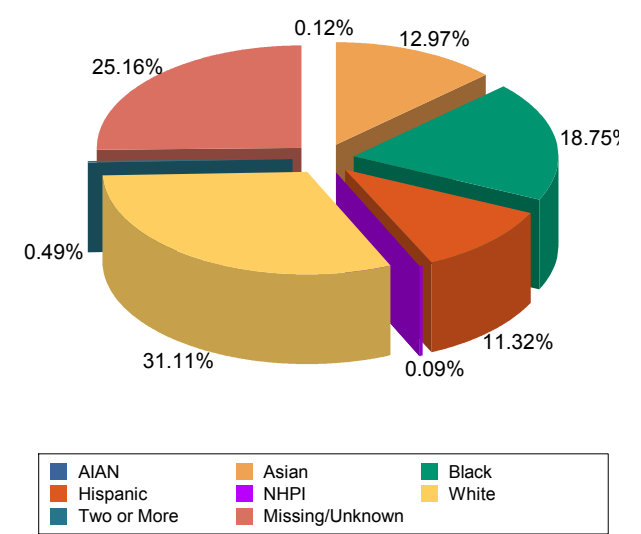
Female	10,263	61%
Male	6,572	39%



■ Female ■ Male

Ethnicity

American Indian or Alaska Native	0.12%
Asian	12.97%
Black or African American	18.75%
Hispanic	11.32%
Native Hawaiian or Other Pacific Islander	0.09%
White	31.11%
Two or more races	0.49%
Missing/Unknown	25.16%

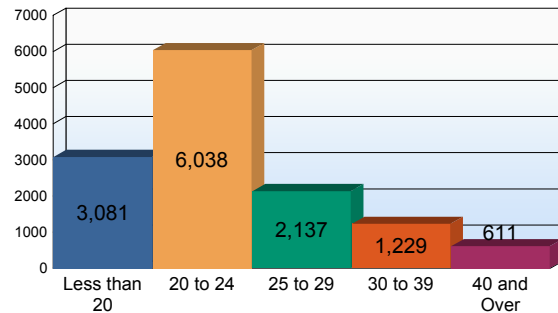


■ AIAN ■ Asian ■ Black
■ Hispanic ■ NHPi ■ White
■ Two or More ■ Missing/Unknown

Age

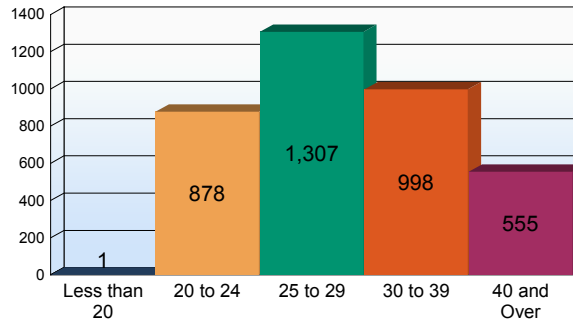
Undergraduate Students

Less than 20	3,081	24%
20 to 24	6,038	46%
25 to 29	2,137	16%
30 to 39	1,229	9%
40 and Over	611	5%



Graduate Students

Less than 20	1	0%
20 to 24	878	23%
25 to 29	1,307	35%
30 to 39	998	27%
40 and Over	555	15%



Borough of Residence

Brooklyn	12,435	74%
Bronx	289	2%
Manhattan	788	5%
Queens	1,536	9%
Staten Island	481	3%
Other NY State	1,026	6%
Other State	269	2%
Missing	11	0%