



Office of Institutional Planning, Research, and Assessment

Brooklyn College
2900 Bedford Avenue
1432 Boylan Hall
Brooklyn, NY 11210

(718) 758-8127

MRayers@brooklyn.cuny.edu

<http://www.brooklyn.cuny.edu/bc/offices/avpbandp/ipra/index.htm>

Table of Contents

Introduction	iv
Definitions	v
<u>Fall 2014 Quick Facts</u>	1
<u>Enrollment</u>	
Headcount and Full-Time Equivalent Enrollment / Student Credit Hours	3
Full-time Equivalent Enrollment by Department	4
Full-time Equivalent Enrollment by Department (Undergraduate)	5
Full-time Equivalent Enrollment by Department (Graduate)	6
Full-time Equivalent Enrollment by Discipline	7
<u>Academic Profile</u>	
Declared Undergraduate Majors by Major Title.....	11
Declared Graduate Majors by Major Title	17
Baccalaureate Degrees Awarded by Program	22
Master's Degrees/Advanced Certificates Awarded by Program	26
<u>Student Profile</u>	
New Admissions	30
Total Enrollment by Division by Full-time/Part-time Status	31
Total Enrollment by Division by Class Standing	32

BROOKLYN COLLEGE FACT BOOK 2014-2015

Introduction

Acknowledgements

The 2014-2015 Fact Book would not have been developed without the support of President Karen Gould, Provost William Tramontano, Senior Vice President Joseph Giovannelli, and everyone else who offered suggestions and encouragement.

The Fact Book was designed by the Office of Institutional Planning, Research, and Assessment.

Staff

Alan Gilbert, AVP for Finance, Budget and Planning / Chief Financial Officer

Dr. Michael R. Ayers, Director

Annie Lee

Anna Yampolskaya

Hafeezuddin Ahmed

Emir Ganic

Anzhela Pavlova

About the Fact Book

The Brooklyn College Fact Book is a primary source of information and a profile of the students at Brooklyn College. It describes the characteristics of the college in recent years. It portrays the college's performance, expectations, and dreams as an urban higher education institution, serving and educating both young and nontraditional-age students.

The main data sources used in the Fact Book are Brooklyn College's Show Registration and Graduation files. The Show Registration file contains the official enrollment information reported to the University after the 3rd week of classes. The Form-A enrollment announced by the University is calculated from this data.

If the data source is not from one of those listed above, it will be clearly noted.

BROOKLYN COLLEGE FACT BOOK 2014-2015

Definitions

Headcount Enrollment

The number of students registered and paid. This is an unduplicated count. Each student is counted once.

Course Enrollment

Course enrollment is also known as seat count. It is the sum of all rosters of every course section. This is a duplicated count. If a student is taking five courses, then the student is counted five times.

Student Credit Hours

Student Credit Hours (SCH) are used to compute full-time equivalent (FTE) student enrollment. Credit hours are computed as follows:

SCH for regular courses = credits

SCH for developmental courses = contact hours

SCH for developmental courses = credits + excess compensatory hours

Full-time Equivalent Student Enrollment

Full-time Equivalent (FTE) student enrollment is a measure of productivity and is used for budget allocation. It is an indicator based on student credit hours.

Student credit hours and number of students enrolled in a course are used in the FTE calculation.

15 undergraduate student credit hours equal 1 full-time equivalent.

12 graduate student credit hours equal 1 full-time equivalent.

For example:

If there are 30 students in a 3 credit regular undergraduate Education course, the FTE calculation would be: FTE for Course = $(30 * 3) / 15 = 6$

Adult and Continuing Education

Noncredit-bearing adult and continuing education programs are not included in enrollment.

Show Registration

The Show Registration file is a frozen (static) file that contains the characteristics of each student and course/section for each semester. Brooklyn College produces this official file of enrollment and sends it to the University each semester. It is produced in compliance with the appropriate guidelines.

Dynamic Enrollment Data

SIMS and SALI are dynamic files. While the Show Registration file is static, these files are continually updated. For example, if a student withdraws from a course or declares a major after the Show Registration file is sent to the University, this information will not be reflected in reports generated from the Show Registration file.

Information generated from the Show Registration file can be replicated. Information from the dynamic files may change daily. Except where noted, tables in the Fact Book are based on the Show Registration file.

Fall 2014 Enrollment Snapshot

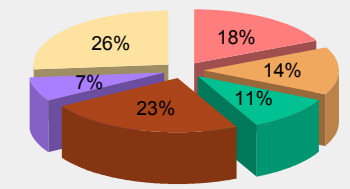
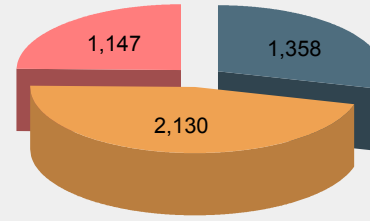
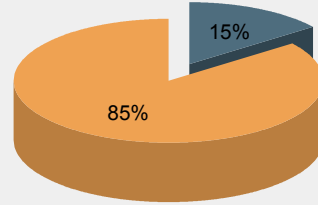
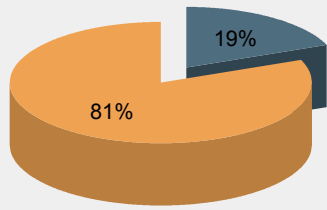
Enrollment FTE Admissions Majors by School

Enrollment		
Undergraduate	14,115	81%
Graduate	3,275	19%
Total	17,390	100%

FTE		
Undergraduate	11,065	85%
Graduate	1,914	15%
Total	12,978	100%

Admissions	
First-time Freshmen	1,358
New Transfers	2,130
New Graduate Students	1,147

Majors by School	
Business	3,308
Education	2,600
Humanities and Social Sciences	1,956
Natural and Behavioral Sciences	4,315
Visual, Media, and Performing Arts	1,373
Undeclared/Other	4,827



■ Graduate ■ Undergraduate

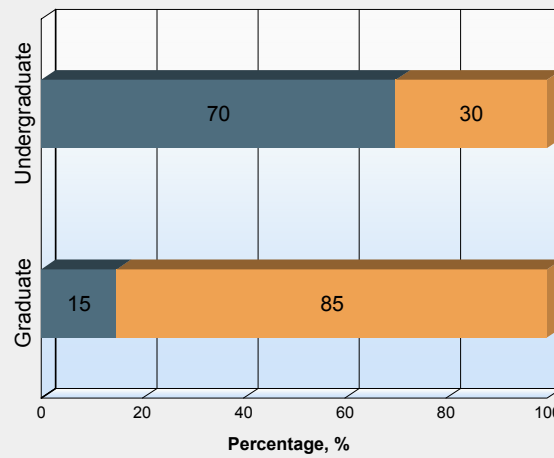
■ Graduate ■ Undergraduate

■ Freshmen ■ Transfers ■ Graduate

■ BUS ■ EDU ■ HSS ■ NBS ■ VPA ■ UN

Full-time / Part-time

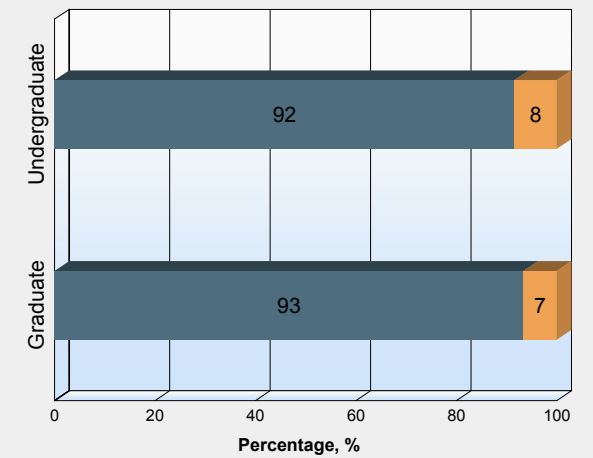
	Full Time	Part Time
Undergraduate	9,897	4,218
Graduate	489	2,786



■ Full-time ■ Part-time

Degree / Non-degree

	Degree	Nondegree
Undergraduate	12,922	1,193
Graduate	3,056	219



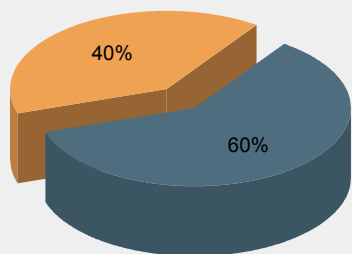
■ Degree ■ Non-degree

Top 5 Majors

Major	Count
Undergraduate	
Psychology BA	957
Business, Management, and Finance BS	683
Accounting - Public Accountancy BS	658
Psychology BS	401
Biology BS	356
Graduate	
Business Administration - Global Business and Finance MS	173
Teach Stud w/ Disabilities Generalist (grades 7-12) MSED	149
Early Child Educ Teacher: B-2 - Option C MSED	102
School Counseling MSED	93
Speech-Language Pathology MS	85

Gender

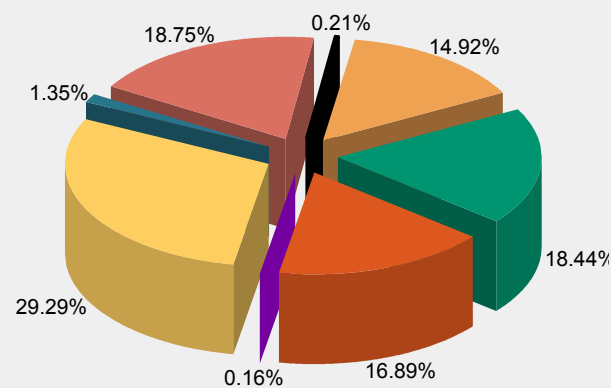
Female	10,486	60%
Male	6,904	40%



■ Female ■ Male

Ethnicity

American Indian or Alaska Native	0.21%
Asian	14.92%
Black or African American	18.44%
Hispanic	16.89%
Native Hawaiian or Other Pacific Islander	0.16%
White	29.29%
Two or more races	1.35%
Missing/Unknown	18.75%

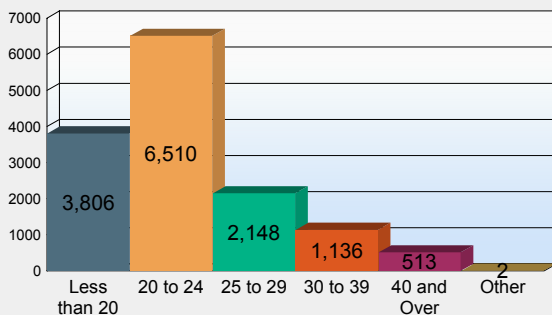


■ AIAN ■ Asian ■ Black
■ Hispanic ■ NHPI ■ White
■ Two or More ■ Missing/Unknown

Age

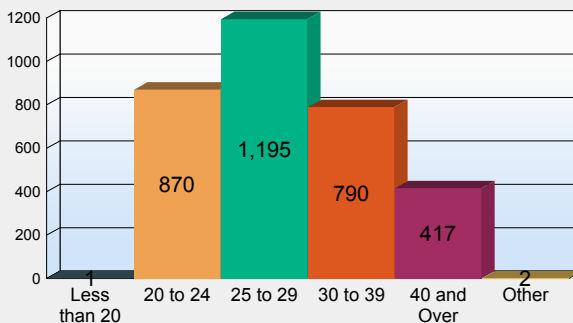
Undergraduate Students

Less than 20	3,806	27%
20 to 24	6,510	46%
25 to 29	2,148	15%
30 to 39	1,136	8%
40 and Over	513	4%
Other	2	0%



Graduate Students

Less than 20	1	0%
20 to 24	870	27%
25 to 29	1,195	36%
30 to 39	790	24%
40 and Over	417	13%
Other	2	0%



Borough of Residence

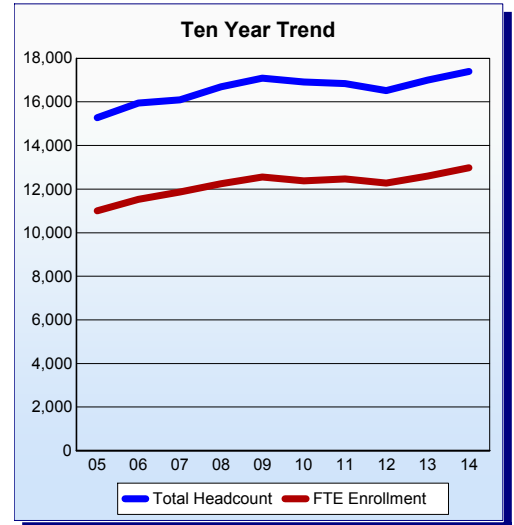
Brooklyn	12,779	73%
Bronx	389	2%
Manhattan	783	5%
Queens	1,643	9%
Staten Island	482	3%
Other NY State	960	6%
Other State	290	2%
Missing	64	0%

Brooklyn College Fact Book 2014-2015

Headcount and Full-Time Equivalent Enrollment/Student Credit Hours

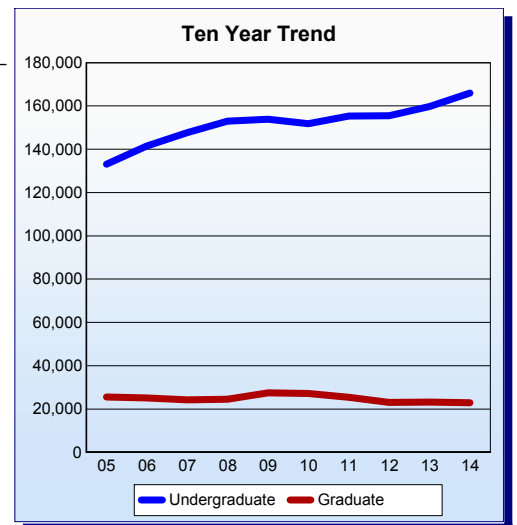
Enrollment

Semester	Total Headcount	FTE Enrollment	FTE/Headcount Ratio
Fall 2005	15,281	10,999.4	0.720
Fall 2006	15,947	11,529.6	0.723
Fall 2007	16,087	11,866.8	0.738
Fall 2008	16,690	12,242.8	0.734
Fall 2009	17,094	12,548.8	0.734
Fall 2010	16,912	12,384.2	0.732
Fall 2011	16,835	12,471.4	0.741
Fall 2012	16,524	12,280.0	0.743
Fall 2013	17,004	12,589.9	0.740
Fall 2014	17,390	12,978.2	0.746



Student Credit Hours

Semester	Undergraduate	Graduate	Total Credit Hours
Fall 2005	133,033.5	25,566.5	158,600.0
Fall 2006	141,514.0	25,144.5	166,658.5
Fall 2007	147,661.0	24,273.0	171,934.0
Fall 2008	153,024.5	24,494.0	177,518.5
Fall 2009	153,918.5	27,450.5	181,369.0
Fall 2010	151,762.5	27,200.5	178,963.0
Fall 2011	155,316.5	25,404.0	180,720.5
Fall 2012	155,483.0	22,973.5	178,456.5
Fall 2013	159,787.5	23,249.0	183,036.5
Fall 2014	165,970.0	22,962.5	188,932.5



Brooklyn College Fact Book 2014-2015

Fall Full-Time Equivalent Enrollment By Department (Undergraduate and Graduate)

Department	2010	2011	2012	2013	2014
School Of Business	1,691.2	1,733.3	1,781.6	1,939.1	1,960.0
Accounting	572.9	555.2	570.1	618.4	609.5
Economics	336.9	335.6	399.5	448.7	452.3
Finance and Business Management	781.4	842.6	812.0	872.1	898.2
School Of Education	1,342.6	1,260.9	1,112.5	1,159.4	1,102.7
Childhood, Bilingual, and Special Education	0.0	0.0	335.4	401.7	392.1
Early Childhood and Art Education	0.0	0.0	236.9	255.6	239.8
Education	1,296.3	1,209.0	9.8	0.0	0.0
General Science	46.3	51.9	45.1	44.0	37.9
School Psychology, Counseling, and Leadership	0.0	0.0	258.5	232.3	232.5
Secondary Education	0.0	0.0	227.0	225.8	200.3
School Of Humanities And Social Sciences	2,554.9	2,545.7	2,434.5	2,869.8	2,968.9
Africana Studies	38.2	39.2	42.6	42.2	47.2
American Studies	14.6	14.4	18.2	18.6	21.0
Caribbean Studies	0.0	0.0	0.0	4.8	5.0
Children and Youth Studies	110.8	114.0	117.6	83.6	77.6
Classics	43.5	52.7	62.5	217.5	204.4
English	850.0	793.4	786.0	767.8	828.7
History	137.3	152.5	106.9	303.9	348.1
Judaic Studies	31.6	29.7	22.0	22.8	32.2
Liberal Studies	0.3	0.0	0.0	0.0	0.0
Linguistics	6.2	15.5	14.2	20.3	17.9
Modern Languages and Literatures	306.6	318.6	298.5	248.2	191.7
Philosophy	242.6	238.1	230.9	420.8	427.5
Political Science	262.0	249.8	194.1	153.9	169.7
Puerto Rican and Latino Studies	38.9	37.5	43.1	63.3	79.9
Sociology	176.6	169.0	161.2	151.7	174.5
Speech Communication Arts and Sciences	264.1	287.5	305.4	316.2	303.0
Studies in Religion	1.4	3.6	3.0	5.0	1.8
Womens Studies	30.2	30.2	28.4	29.4	38.9
School Of Natural And Behavioral Sciences	3,446.2	3,503.2	3,584.6	4,360.7	4,738.6
Anthropology	117.5	106.0	88.2	131.5	180.4
Biology	367.2	350.1	393.6	457.3	499.3
Chemistry	425.1	432.9	399.3	466.1	516.5
Computer and Information Science	385.8	419.6	430.7	465.9	524.5
Earth and Environmental Sciences	40.6	29.5	40.3	116.9	170.9
Environmental Studies	4.6	5.8	0.0	0.8	4.8
Health and Nutrition Science	494.8	452.4	438.0	498.9	498.8
Kinesiology	275.7	275.5	325.7	384.6	375.9
Mathematics	399.1	408.0	370.1	577.7	600.3
Physics	112.6	114.4	118.1	164.8	167.0
Psychology	823.2	909.0	980.8	1,096.2	1,200.3
School Of Visual, Media, And Performing Arts	926.0	959.7	946.1	1,320.7	1,375.5
Art	205.9	203.5	209.4	361.7	328.1
Film	173.2	185.8	194.4	203.4	208.0
Music	136.8	150.9	139.0	319.4	360.8
Performance And Interactive Media Arts	21.7	18.7	20.8	18.0	17.4
Television and Radio	195.2	209.4	207.9	248.2	265.1
Theater	193.3	191.5	174.7	170.1	196.1
College Wide Programs	2,423.3	2,468.6	2,420.6	940.2	832.6
Core Studies	2,283.8	2,316.0	2,332.4	859.6	737.2
Honors Academy	25.2	38.2	45.4	47.4	45.6
Interdisciplinary Studies	73.6	86.7	42.8	33.2	49.8
SEEK	40.7	27.7	0.0	0.0	0.0
Total	12,384.2	12,471.4	12,280.0	12,589.9	12,978.2

Brooklyn College Fact Book 2014-2015

Fall Full-Time Equivalent Enrollment By Department (Undergraduate)

Department	2010	2011	2012	2013	2014
School Of Business	1,548.9	1,585.1	1,565.1	1,719.1	1,745.7
Accounting	543.1	527.7	525.6	574.9	577.5
Economics	285.9	282.3	306.5	373.9	391.3
Finance and Business Management	719.9	775.1	733.0	770.3	776.9
School Of Education	400.8	418.0	392.9	411.1	325.0
Childhood, Bilingual, and Special Education	0.0	0.0	123.6	126.9	108.1
Early Childhood and Art Education	0.0	0.0	156.5	176.1	129.2
Education	375.0	383.1	0.0	0.0	0.0
General Science	25.8	34.9	28.8	25.3	17.9
Secondary Education	0.0	0.0	84.0	82.9	69.8
School Of Humanities And Social Sciences	2,118.0	2,142.7	2,119.5	2,583.2	2,708.5
Africana Studies	38.2	39.2	42.6	42.2	47.2
American Studies	14.6	14.4	18.2	18.6	21.0
Caribbean Studies	0.0	0.0	0.0	4.8	5.0
Children and Youth Studies	110.8	114.0	117.6	83.6	77.6
Classics	43.5	52.7	62.5	217.5	204.4
English	696.4	661.4	680.4	653.7	726.0
History	95.0	113.0	79.6	282.6	329.8
Judaic Studies	31.6	29.2	21.0	22.0	32.2
Linguistics	6.2	15.5	14.2	20.3	17.9
Modern Languages and Literatures	291.7	302.7	283.7	240.5	184.3
Philosophy	242.6	238.1	230.9	420.8	427.5
Political Science	131.2	126.1	119.1	110.9	127.4
Puerto Rican and Latino Studies	38.9	37.5	43.1	61.5	79.9
Sociology	158.1	153.3	147.3	134.7	161.1
Speech Communication Arts and Sciences	187.7	211.7	227.9	235.1	226.5
Studies in Religion	1.4	3.6	3.0	5.0	1.8
Womens Studies	30.2	30.2	28.4	29.4	38.9
School Of Natural And Behavioral Sciences	2,943.3	3,025.0	3,136.7	3,892.0	4,285.7
Anthropology	117.5	106.0	88.2	131.5	180.4
Biology	337.1	320.9	365.6	422.8	467.6
Chemistry	413.9	424.1	391.2	462.8	512.2
Computer and Information Science	333.5	360.9	373.0	410.1	464.3
Earth and Environmental Sciences	24.1	13.1	22.5	98.3	150.8
Environmental Studies	4.6	5.8	0.0	0.8	4.8
Health and Nutrition Science	378.5	347.4	330.5	402.4	409.3
Kinesiology	194.9	207.5	260.4	319.6	312.6
Mathematics	365.9	385.5	349.0	554.7	578.9
Physics	111.8	112.3	116.3	159.7	160.0
Psychology	661.5	741.5	840.0	929.5	1,044.7
School Of Visual, Media, And Performing Arts	683.2	715.1	730.7	1,106.8	1,167.1
Art	154.6	153.2	154.6	311.2	285.6
Film	173.2	185.8	194.4	203.4	208.0
Music	78.2	86.1	87.8	270.9	316.9
Television and Radio	158.4	171.9	183.2	217.3	229.1
Theater	118.8	118.1	110.7	104.1	127.5
College Wide Programs	2,423.3	2,468.6	2,420.6	940.2	832.6
Core Studies	2,283.8	2,316.0	2,332.4	859.6	737.2
Honors Academy	25.2	38.2	45.4	47.4	45.6
Interdisciplinary Studies	73.6	86.7	42.8	33.2	49.8
SEEK	40.7	27.7	0.0	0.0	0.0
Total	10,117.5	10,354.4	10,365.5	10,652.5	11,064.7

Brooklyn College Fact Book 2014-2015

Fall Full-Time Equivalent Enrollment By Department (Graduate)

Department	2010	2011	2012	2013	2014
School Of Business	142.3	148.3	216.5	220.0	214.3
Accounting	29.8	27.5	44.5	43.5	32.0
Economics	51.0	53.3	93.0	74.8	61.0
Finance and Business Management	61.5	67.5	79.0	101.8	121.3
School Of Education	941.8	842.9	719.7	748.3	777.6
Childhood, Bilingual, and Special Education	0.0	0.0	211.8	274.8	284.0
Early Childhood and Art Education	0.0	0.0	80.4	79.5	110.6
Education	921.3	825.9	9.8	0.0	0.0
General Science	20.5	17.0	16.3	18.8	20.0
School Psychology, Counseling, and Leadership	0.0	0.0	258.5	232.3	232.5
Secondary Education	0.0	0.0	143.0	142.9	130.5
School Of Humanities And Social Sciences	436.8	403.0	315.0	286.6	260.4
English	153.6	132.0	105.6	114.1	102.7
History	42.3	39.5	27.3	21.3	18.3
Judaic Studies	0.0	0.5	1.0	0.8	0.0
Liberal Studies	0.3	0.0	0.0	0.0	0.0
Modern Languages and Literatures	14.9	15.8	14.8	7.7	7.4
Political Science	130.8	123.8	75.0	42.9	42.3
Puerto Rican and Latino Studies	0.0	0.0	0.0	1.8	0.0
Sociology	18.5	15.7	13.8	17.0	13.4
Speech Communication Arts and Sciences	76.4	75.8	77.5	81.2	76.4
School Of Natural And Behavioral Sciences	503.0	478.3	448.0	468.7	452.9
Biology	30.1	29.2	28.0	34.5	31.7
Chemistry	11.3	8.8	8.2	3.3	4.3
Computer and Information Science	52.3	58.8	57.7	55.8	60.2
Earth and Environmental Sciences	16.5	16.4	17.8	18.6	20.1
Health and Nutrition Science	116.3	105.0	107.5	96.5	89.5
Kinesiology	80.8	68.0	65.3	65.0	63.3
Mathematics	33.3	22.5	21.1	23.0	21.3
Physics	0.8	2.2	1.8	5.2	7.0
Psychology	161.8	167.5	140.8	166.8	155.6
School Of Visual, Media, And Performing Arts	242.8	244.6	215.3	213.9	208.3
Art	51.3	50.3	54.8	50.5	42.5
Music	58.6	64.8	51.2	48.5	43.9
Performance And Interactive Media Arts	21.7	18.7	20.8	18.0	17.4
Television and Radio	36.8	37.4	24.7	30.9	35.9
Theater	74.5	73.4	64.0	66.0	68.6
Total	2,266.7	2,117.0	1,914.5	1,937.4	1,913.5

Brooklyn College Fact Book 2014-2015

Fall 2014 Full-time Equivalent Enrollment By Discipline (Undergraduate and Graduate)

Discipline	Undergraduate	Graduate	Total
SCHOOL OF BUSINESS	1,745.7	214.3	1,960.0
Accounting	577.5	32.0	609.5
Economics	391.3	61.0	452.3
Finance And Business Management	776.9	121.3	898.2
SCHOOL OF EDUCATION	325.0	777.6	1,102.7
Childhood, Bilingual, And Special Education	108.1	284.0	392.1
Early Childhood And Art Education	129.2	110.6	239.8
Education	0.0	0.0	0.0
General Science	17.9	20.0	37.9
School Psychology, Counseling, And Leadership	0.0	232.5	232.5
Secondary Education	69.8	130.5	200.3
SCHOOL OF HUMANITIES AND SOCIAL SCIENCES	2,708.5	260.4	2,968.9
Africana Studies	47.2	0.0	47.2
American Studies	21.0	0.0	21.0
Caribbean Studies	5.0	0.0	5.0
Children And Youth Studies	77.6	0.0	77.6
Classics	204.4	0.0	204.4
Classics	190.2	0.0	190.2
Greek (Ancient)	6.8	0.0	6.8
Latin	7.4	0.0	7.4
English	726.0	102.7	828.7
Comparative Literature	5.0	4.8	9.8
English	706.0	97.9	803.9
English as a Second Language	15.0	0.0	15.0
History	329.8	18.3	348.1
Judaic Studies	32.2	0.0	32.2
Hebrew	3.6	0.0	3.6
Judaic Studies	28.6	0.0	28.6
Yiddish-Modern	0.0	0.0	0.0
Liberal Studies	0.0	0.0	0.0
Linguistics	17.9	0.0	17.9
Modern Languages And Literatures	184.3	7.4	191.7

Brooklyn College Fact Book 2014-2015

Fall 2014 Full-time Equivalent Enrollment By Discipline (Undergraduate and Graduate)

Discipline	Undergraduate	Graduate	Total
Arabic	5.3	0.0	5.3
Chinese	20.5	0.0	20.5
Creole	2.4	0.0	2.4
French	33.0	2.3	35.3
German	6.4	0.0	6.4
Greek (Modern)	0.0	0.0	0.0
Italian	22.6	0.0	22.6
Japanese	6.9	0.0	6.9
Portuguese	0.0	0.0	0.0
Russian	6.7	0.0	6.7
Spanish	80.4	5.2	85.6
Philosophy	427.5	0.0	427.5
Political Science	127.4	42.3	169.7
Puerto Rican And Latino Studies	79.9	0.0	79.9
Sociology	161.1	13.4	174.5
Speech Communication Arts And Sciences	226.5	76.4	303.0
Studies In Religion	1.8	0.0	1.8
Womens Studies	38.9	0.0	38.9
SCHOOL OF NATURAL AND BEHAVIORAL SCIENCES	4,285.7	452.9	4,738.6
Anthropology	180.4	0.0	180.4
Biology	467.6	31.7	499.3
Chemistry	512.2	4.3	516.5
Computer And Information Science	464.3	60.2	524.5
Earth And Environmental Sciences	150.8	20.1	170.9
Earth and Environmental Sciences	150.8	20.1	170.9
Geology	0.0	0.0	0.0
Environmental Studies	4.8	0.0	4.8
Environmental Studies	0.0	0.0	0.0
Urban Sustainability	4.8	0.0	4.8
Health And Nutrition Science	409.3	89.5	498.8
Kinesiology	312.6	63.3	375.9
Dance	0.0	0.0	0.0
Kinesiology	312.6	63.3	375.9
Mathematics	578.9	21.3	600.3
Physics	160.0	7.0	167.0
Psychology	1,044.7	155.6	1,200.3

Brooklyn College Fact Book 2014-2015

Fall 2014 Full-time Equivalent Enrollment By Discipline (Undergraduate and Graduate)

Discipline	Undergraduate	Graduate	Total
SCHOOL OF VISUAL, MEDIA, AND PERFORMING ARTS	1,167.1	208.3	1,375.5
Art	285.6	42.5	328.1
Film	208.0	0.0	208.0
Music	316.9	43.9	360.8
Performance And Interactive Media Arts	0.0	17.4	17.4
Television And Radio	229.1	35.9	265.1
Communications	35.7	0.0	35.7
Television and Radio	193.5	35.9	229.4
Theater	127.5	68.6	196.1
COLLEGE WIDE PROGRAMS	832.6	0.0	832.6
Core Curriculum	737.2	0.0	737.2
CORC.1230	65.4	0.0	65.4
CORC.3101	48.0	0.0	48.0
CORC.3102	20.8	0.0	20.8
CORC.3103	14.0	0.0	14.0
CORC.3104	42.6	0.0	42.6
CORC.3105	27.2	0.0	27.2
CORC.3106	28.8	0.0	28.8
CORC.3107	42.4	0.0	42.4
CORC.3108	12.0	0.0	12.0
CORC.3109	25.8	0.0	25.8
CORC.3110	6.8	0.0	6.8
CORC.3111	13.6	0.0	13.6
CORC.3202	14.4	0.0	14.4
CORC.3203	26.2	0.0	26.2
CORC.3205	11.6	0.0	11.6
CORC.3207	7.0	0.0	7.0
CORC.3208	71.8	0.0	71.8
CORC.3210	7.6	0.0	7.6
CORC.3211	7.4	0.0	7.4
CORC.3214	6.2	0.0	6.2
CORC.3301	16.0	0.0	16.0
CORC.3302	16.0	0.0	16.0
CORC.3303	47.6	0.0	47.6
CORC.3305	12.0	0.0	12.0
CORC.3306	27.4	0.0	27.4
CORC.3307	50.4	0.0	50.4
CORC.3308	8.0	0.0	8.0
CORC.3310	27.0	0.0	27.0
CORC.3314	26.0	0.0	26.0
CORC.3319	7.2	0.0	7.2
Honors Academy	45.6	0.0	45.6

Brooklyn College Fact Book 2014-2015

Fall 2014 Full-time Equivalent Enrollment By Discipline (Undergraduate and Graduate)

Discipline	Undergraduate	Graduate	Total
CUNY Honors College	32.0	0.0	32.0
CUNY Honors College Seminar	0.0	0.0	0.0
Honors Academy Research Colloquium	0.0	0.0	0.0
Scholars' Program	13.6	0.0	13.6
Science (Small College)	0.0	0.0	0.0
Interdisciplinary Studies	49.8	0.0	49.8
SEEK	0.0	0.0	0.0
Total	11,064.7	1,913.5	12,978.2

Brooklyn College Fact Book 2014-2015

Declared Undergraduate Majors by Major Title

Acad.Plan/Subplan	Major Title	2010	2011	2012	2013	2014
SCHOOL OF BUSINESS		2,996	2,855	2,861	2,629	2,965
Accounting		1,080	1,087	1,079	1,048	1,096
ACCNT-BS /	Accounting Without CPA	157	173	173	162	171
ACCNT-CERT /	Accounting	0	1	0	1	0
ACCT-BS /	Accounting	1	1	1	4	2
ACCTPUB-BS /	Accounting - Public Accountancy	922	912	839	705	658
PABMF-BS /	Public Accounting and Business, Management, and Financ	0	0	66	176	265
Economics		89	62	55	56	71
ECO-BA /	Economics	89	62	55	56	71
Finance & Business Management		1,827	1,706	1,727	1,525	1,798
BMF-BS /	Business, Management, and Finance	1,354	1,097	955	727	683
BUSADM-BBA /	Business Administration	0	0	0	9	7
BUSADM-BBA / BUSECON	Business Administration - Business Economics	0	0	0	0	3
BUSADM-BBA / BUSHLTPROF	Business for Health Professionals	0	17	43	60	109
BUSADM-BBA / BUSMRKTG	Marketing	177	188	209	177	238
BUSADM-BBA / CONORGBHVR	Business Administration - Consumer & Org Behavior	0	0	0	0	12
BUSADM-BBA / EBUS	Business Administration - E-Business	0	0	1	10	22
BUSADM-BBA / FININVEST	Finance and Investments	39	78	121	136	205
BUSADM-BBA / INTERNBUS	International Business	102	94	99	85	93
BUSADM-BBA / LDSHPHUM	Leadership And Human Resources Management	24	68	89	96	131
BUSADM-BBA / MGMT	Management	131	164	189	189	224
BUSADM-BBA / REALESTLAW	Business Administration - Business Law and Real Estate	0	0	21	36	69
MHCBMF-BS /	Business, Management, and Finance (MHC)	0	0	0	0	2
SCHOOL OF EDUCATION		1,452	1,443	1,406	1,245	1,176
Childhood, Bilingual, Special Education		392	378	352	308	317
CET-BA /	Childhood Education: Grades 1-6	359	342	312	259	271
CETBE-BA /	Childhood Education: Grades 1-6 Bilingual	32	35	40	46	45
EBTCHRX-BA /	Elementary Bilingual Education Teacher (K-6)	0	0	0	2	1
ELEMEDX-BA /	Elementary Education Teacher (K-6)	1	1	0	1	0
Early Childhood/ Art Education		526	543	568	519	456
ECETSE-BA /	Early Childhood Education:Special Education	176	230	276	298	287
ECETX-BA /	Early Childhood Education Teacher (Prek-3)	7	0	1	2	0
ECH-BA /	Early Childhood Education: Birth-Grade 2	343	313	291	219	169
Secondary Education		534	522	486	418	403
BIOTCHR-BA /	Biology Teacher	33	26	24	22	20
CHEMTCH-BA /	Chemistry Teacher	12	5	10	7	2
CHMTCX-BA /	Chemistry Teacher (7-12)	0	0	0	1	0
ENGLTCH-BA /	English Teacher	103	94	77	55	80
ENGTCHX-BA /	English Teacher (7-12)	0	0	0	7	3
ESTCHR-BA /	Earth Science Teacher (7-12)	11	10	6	5	4
FRENTCH-BA /	French Teacher	6	6	8	8	3
ITALTCH-BA /	Italian Teacher	2	0	0	0	0
MATHTCH-BA /	Math Teacher	82	80	69	53	47
MATHTX-BA /	Mathematics Teacher (7-12)	0	0	0	2	2
MATHTX-BS /	Mathematics Teacher (7-12)	0	1	0	1	0
MHCETA-BA /	English Teacher 5-12 (MHC)	0	0	0	0	1
MHCMT-BMUS /	Music Teacher (MHC)	0	0	0	0	1

Brooklyn College Fact Book 2014-2015

Declared Undergraduate Majors by Major Title

Acad.Plan/Subplan	Major Title	2010	2011	2012	2013	2014
MHCOT-BA /	Social Studies Teacher (MHC)	0	0	0	0	1
MUSED-BMUS /	Music Education	27	32	34	33	32
PEDTCHR-BS /	Physical Education Teacher	161	168	166	157	151
PEDTCHX-BS /	Physical Education Teacher (K-12)	5	1	1	4	0
PHYSTCH-BA /	Physics Teacher	3	1	3	2	1
SPANTCH-BA /	Spanish Teacher	17	14	20	12	7
SSTCHR-BA /	Social Studies Teacher	72	84	68	46	47
SSTCHRX-BA /	Social Studies Teacher (7-12)	0	0	0	3	1
SCHOOL OF HUMANITIES AND SOCIAL SCIENCES		1,543	1,701	1,655	1,553	1,583
Africana Studies		15	12	17	10	14
AFRIC-BA /	Africana Studies	15	12	17	10	14
American Studies		4	9	6	8	10
AMERST-BA /	American Studies	4	9	6	8	9
MHCAMS-BA /	American Studies (MHC)	0	0	0	0	1
Caribbean Studies		0	0	0	3	4
CARRIB-BA /	Caribbean Studies	0	0	0	3	4
Children's Studies		169	280	280	263	224
CYS-BA /	Children Studies	169	280	280	263	220
MHCCYS-BA /	Childrens Studies (MHC)	0	0	0	0	4
Classics		24	33	36	31	26
CLAS-BA /	Classics	24	33	36	31	26
English		326	347	318	312	354
CMPLIT-BA /	Comparative Literature	5	3	3	0	0
CWRTG-BFA /	Creative Writing	89	105	94	89	75
ENGL-BA /	English	144	141	118	121	168
JRN-BA /	Journalism	75	69	68	62	65
LING-BA /	Linguistics	12	28	35	40	33
LINGX-BA /	Linguistics Dual Major	1	1	0	0	0
MHCCW-BFA /	Creative Writing (MHC)	0	0	0	0	7
MHCENG-BA /	English (MHC)	0	0	0	0	3
MHCJRN-BA /	Journalism (MHC)	0	0	0	0	2
MHCLIN-BA /	Linguistics (MHC)	0	0	0	0	1
History		158	154	142	123	130
HIST-BA /	History	158	154	142	123	123
MHCHIS-BA /	History (MHC)	0	0	0	0	7
Judaic Studies		21	17	14	13	17
JUDAIC-BA /	Judaic Studies	21	17	14	13	17
Modern Languages & Literatures		45	39	33	32	32
FREN-BA /	French	14	6	12	8	7
FREN-BA / FRENBUS	French and Business	1	3	0	1	1
ITAL-BA / ITALIAN	Italian	3	4	1	0	1
ITAL-BA / ITLBUS	Italian - Business	1	2	1	2	4
RUS-BA /	Russian	0	2	4	4	0
RUS-BA / RUSBUS	Russian - Business	2	1	0	0	0

Brooklyn College Fact Book 2014-2015

Declared Undergraduate Majors by Major Title

Acad.Plan/Subplan	Major Title	2010	2011	2012	2013	2014
SPAN-BA /	Spanish	20	17	10	12	16
SPAN-BA / SPANBUS	Spanish and Business	4	4	5	5	3
Philosophy		140	123	113	90	94
MHCPHL-BA /	Philosophy (MHC)	0	0	0	0	2
PHIL-BA /	Philosophy	0	0	0	4	2
PHIL-BA / PHILBUS	Philosophy and Business	17	11	7	10	13
PHIL-BA / PHILFLDS	Philosophy and Other Fields	27	28	29	19	25
PHIL-BA / PHILGEN	Philosophy	35	27	29	17	15
PHIL-BA / PHILHONOR	Philosophy Honors	17	16	10	5	8
PHIL-BA / PHILLAW	Philosophy and Law	44	41	38	35	29
Political Science		191	192	186	146	148
MHCPOL-BA /	MHC-POLITICAL SCI	0	0	1	0	5
POLSCI-BA /	Political Science	191	192	185	146	143
Puerto Rican and Latino Studies		10	13	9	11	17
PRL-BA /	Puerto Rican and Latino Studies	8	11	8	11	12
PRL-BA / PRLBUS	Puerto Rican and Latino Studies, and Business	2	2	1	0	5
Sociology		138	130	128	97	116
MHCSOC-BA /	Sociology (MHC)	0	0	0	0	2
SOC-BA /	Sociology	138	130	128	97	114
Speech Communication Arts and Sciences		283	333	349	386	373
MHCSLP-BA /	Speech Language Pathology (MHC)	0	0	0	0	4
MHCSPC-BA /	Speech Communication (MHC)	0	0	0	0	1
SLPASHS-BA /	Speech-Language Pathology, Audiology, Speech and Hear	257	310	339	373	328
SPECED-BA /	Speech	26	23	10	13	40
Studies in Religion		2	6	7	8	8
MHCREL-BA /	Religion Dual Major (MHC)	0	0	0	0	5
REL-BA /	Religion	2	6	7	8	3
Women's Studies		17	13	17	20	16
MHCWST-BA /	Womens Studies (MHC)	0	0	0	0	2
WOMEN-BA /	Women Studies	17	13	17	20	14
SCHOOL OF NATURAL AND BEHAVIORAL SCIENCES		2,622	2,772	3,000	3,073	3,614
Anthropology and Archaeology		57	51	54	50	71
ANTHRO-BA /	Anthropology	57	51	54	50	67
ARCHX-BA /	Archaeology	0	0	0	0	1
MHCANT-BA /	Anthropology (MHC)	0	0	0	0	3
Biology		392	363	370	418	512
BIO-BA /	Biology	101	84	91	118	134
BIO-BS /	Biology	290	279	279	300	356
BIOX-BAMA /	Biology	1	0	0	0	0
MHCBIO-BA /	Biology (MHC)	0	0	0	0	1
MHCBIO-BS /	Biology (MHC)	0	0	0	0	21
Chemistry		146	169	164	131	129
CHEM-BA /	Chemistry	75	94	102	95	66

Brooklyn College Fact Book 2014-2015

Declared Undergraduate Majors by Major Title

Acad.Plan/Subplan	Major Title	2010	2011	2012	2013	2014
CHEM-BS /	Chemistry	71	75	62	36	48
MHCCHM-BA /	Chemistry (MHC)	0	0	0	0	12
MHCCHM-BS /	Chemistry (MHC)	0	0	0	0	3
Computer & Information Science		338	350	382	414	547
BMF-BSMPS / CISECON	Business Information Systems	4	6	1	3	0
COMPSC-BS /	Computer Science	217	224	235	236	330
COMPSC-BS / CISENGNRG	Computer and Information Science-Engineering	0	0	0	10	15
COMPSC-BS / CISOFTWR	Computer and Information Science	14	6	4	34	56
CPROG-CERT /	Computer and Programming	1	1	0	1	0
INFOSCI-BS /	Information Systems	58	77	95	87	98
MHCCIS-BS /	Computer and Information Science (MHC)	0	0	0	0	3
MHCMUC-BS /	Multimedia Computing (MHC)	0	0	0	0	1
MULTI-BS /	Multimedia Computing	44	36	47	43	44
Earth & Environmental Science		25	22	27	33	50
EES-BS /	Earth and Environmental Science	0	0	0	3	3
EES-BS / GEOLENVRN	Geology Environmental	0	0	0	4	5
GEO-BA /	Geology	9	6	8	8	16
GEO-BS /	Geology	16	16	19	18	26
Environmental Studies		17	22	20	24	33
ENVST-BA /	Urban Sustainability	17	22	20	24	31
SUST-BA /	Urban Sustainability	0	0	0	0	2
Health and Nutrition Sciences		422	412	399	396	440
HNTRSC-BA /	Health and Nutrition Sciences	94	78	67	71	86
HNTRSC-BA / HEALTHSCI	Health Science	0	0	0	4	4
HNTRSC-BS /	Health and Nutrition Sciences	105	112	105	119	161
HNTRSC-BS / HNTRFOOD	Health and Nutrition Food	223	222	227	202	185
MHCHNS-BS /	Health and Nutrition Sciences (MHC)	0	0	0	0	4
Kinesiology		151	194	249	215	239
PED-BS /	Physical Education	0	0	0	0	2
PED-BS / PEDADAPT	Physical Education Adaptive	38	66	67	53	20
PED-BS / PEDRECRETN	Physical Education - Recreation	1	0	0	0	0
PED-BS / PHYSEDSCI	Physical Education - Exercise Sciences	26	14	10	5	1
PEDEXER-BS /	Exercise Science	86	114	172	157	216
Mathematics		95	118	146	141	160
ACTMATH-BS /	Actuarial Mathematics	0	10	31	29	39
CMPMTH-BS /	Computational Mathematics	7	10	9	8	15
CMPMTH-BS / THEOREMATH	Theoretical Mathematics	0	0	0	1	2
FINMATH-BS /	Financial Mathematics	0	3	9	11	16
MATH-BA /	Mathematics	41	49	47	43	34
MATH-BS /	Mathematics	47	46	50	49	50
MATH-BS / THEORYMATH	Theoretical Mathematics	0	0	0	0	3
MHCMAT-BS /	Mathematics (MHC)	0	0	0	0	1
Physics		47	31	35	45	47
CEHPX-BA /	Coordinated Engineering	20	14	7	5	1
MHCPHY-BA /	Physics (MHC)	0	0	0	0	1
PHYS-BA /	Physics	3	7	11	16	13
PHYS-BS /	Physics	24	10	17	24	32

Brooklyn College Fact Book 2014-2015

Declared Undergraduate Majors by Major Title

Acad. Plan/Subplan	Major Title	2010	2011	2012	2013	2014
Psychology		932	1,040	1,154	1,206	1,386
MHCPSY-BA /	Psychology (MHC)	0	0	0	0	17
MHCPSY-BS /	Psychology (MHC)	0	0	0	0	11
PSYCH-BA /	Psychology	653	708	791	846	957
PSYCH-BS /	Psychology	279	332	363	360	401
SCHOOL OF VISUAL, MEDIA, AND PERFORMING ARTS		904	1,024	1,107	1,021	1,141
Art		176	168	170	157	178
ART-BA /	Art	118	113	120	115	118
ART-BFA /	Art	34	34	30	18	32
ARTHIST-BA /	Art History	24	21	20	24	25
MHCARH-BA /	Art History (MHC)	0	0	0	0	2
MHCART-BA /	Art (MHC)	0	0	0	0	1
Film		257	293	338	309	335
FILM-BA /	Film	0	0	0	5	9
FILM-BA / DOCPROD	Film Documentary Production	10	15	9	9	14
FILM-BA / FILMPROD	Film Production	173	211	263	233	245
FILM-BA / FILMSTUD	Film Studies	24	24	21	11	13
FILM-BA / INDUSTRYST	Film Industry Studies	1	2	6	8	7
FILM-BA / MARKETING	Film Marketing	9	2	1	2	1
FILM-BA / SCREENWTG	Film Screenwriting	22	29	30	35	40
FILM-CERT /	Film Production	18	10	8	6	5
MHCFLM-BA /	Film (MHC)	0	0	0	0	1
Music		93	106	111	98	106
MHCCM-BMUS /	Music Composition (MHC)	0	0	0	0	1
MHCMUS-BA /	Music (MHC)	0	0	0	0	3
MHCPR-BMUS /	Music Performance (MHC)	0	0	0	0	2
MPERF-BMUS /	Music Performance	46	48	56	53	51
MUS-BA /	Music	36	41	41	31	33
MUS-BMUS /	Music Composition	11	17	14	14	16
Television and Radio		298	354	389	378	438
BRDCST-BS /	Broadcast Journalism	57	70	66	79	86
COMM-BA /	Communication	30	39	53	74	113
MHCBCJ-BS /	Broadcast Journalism (MHC)	0	0	0	0	1
MHCCOM-BA /	Communication (MHC)	0	0	0	0	2
MHCTVR-BA /	Television and Radio (MHC)	0	0	0	0	2
TVR-BA /	Television and Radio	211	245	270	225	234
Theater		80	103	99	79	84
THEA-BA /	Theater	53	72	71	47	42
THEA-BFA /	Theater	0	0	0	4	6
THEA-BFA / ACTING	Theater - Acting	17	18	18	16	17
THEA-BFA / THEATRPROD	Theater Production	10	13	10	12	19
COLLEGE WIDE PROGRAMS		4,509	4,655	4,374	5,194	4,610
CUNY Baccalaureate: Unique & Interdisc. Studies		35	32	35	44	45
CBUIS-BA /	CUNY-BA	35	32	35	44	45
Liberal Arts and Sciences		1	1	0	15	5

Brooklyn College Fact Book 2014-2015

Declared Undergraduate Majors by Major Title

Acad.Plan/Subplan	Major Title	2010	2011	2012	2013	2014
LASX-BA /	Liberal Arts and Sciences	1	1	0	15	5
Registrar's Office		4,473	4,622	4,339	5,135	4,560
NONDG-UG /	Visiting Undergraduate Student	53	48	22	912	1,071
PERMIT-UG /	Permit-In Undergraduate	0	0	1	70	113
UNDECL-BA /	Undergraduate Undeclared Major	4,420	4,574	4,316	4,153	3,376
Total		14,026	14,450	14,403	14,715	15,089

Brooklyn College Fact Book 2014-2015

Declared Graduate Majors by Major Title

Acad.Plan/Subplan	Major Title	2010	2011	2012	2013	2014
SCHOOL OF BUSINESS		203	224	331	337	343
Accounting		65	52	56	50	37
ACCNT-MS /	Accounting	61	49	55	50	37
ECOACCX-MA / ECONACCNT	Accounting CPA Qualifying	4	3	1	0	0
Economics		36	4	2	0	0
ECONX-MA /	Economics	36	4	2	0	0
Finance & Business Management		102	168	273	287	306
BUSADM-MS / BUSACCNT	Business Administration - Business Accounting	0	0	0	0	2
BUSADM-MS / GENBUS	Business Administration - General Business	0	0	0	0	1
BUSEC-MS /	Business Economics	0	0	0	1	0
BUSEC-MS / BUSACCNT	Business Administration - Business Accounting	0	1	39	47	57
BUSEC-MS / ECONANALYS	Business Administration - Economic Analysis	0	12	26	34	32
BUSEC-MS / GENBUS	Business Administration - General Business	0	0	0	0	41
BUSEC-MS / GLBBUSFIN	Business Administration - Global Business and Finance	102	155	208	205	173
SCHOOL OF EDUCATION		1,721	1,444	1,409	1,387	1,424
Childhood, Bilingual, Special Education		550	372	424	474	535
ASD-AC /	Autism Spectrum Disorders	88	5	26	19	14
CETBE-MSED /	Childhood Education Teacher: Bilingual Education	9	20	19	12	10
CETB-MSED / LIBARTOPTA	Child Educ Teach: Lib Arts - Option A (TransB)	6	1	1	2	0
CETB-MSED / LIBARTOPTC	Child Educ Teach: Lib Arts - Option C (TransB)	0	0	0	3	4
CETB-MSED / MTHOPTB	Child Educ Teacher: Math-Option B (TransB)	0	0	0	1	1
CETB-MSED / MTHOPTC	Child Educ Teacher: Math-Option C (TransB)	0	0	0	1	0
CET-MSED /	Child Educ Teacher: Math-Option A	51	37	28	0	8
CET-MSED /	Child Educ Teacher: Math-Option B	3	4	2	0	3
CET-MSED /	Child Educ Teacher: Math-Option C	11	10	13	0	14
CET-MSED /	Childhood Education Teacher 1-6	0	0	0	10	0
CET-MSED / CETLAOPTA	Child Educ Teacher: Liberal Arts-Option A	38	26	17	14	12
CET-MSED / CETLAOPTB	Child Educ Teacher: Liberal Arts-Option B	13	10	10	10	6
CET-MSED / CETLAOPTC	Child Educ Teacher: Liberal Arts-Option C	73	71	59	56	45
CET-MSED / CETSEOPTA	Child Educ Teacher: Sci and Envir-Option A	19	11	10	21	6
CET-MSED / CETSEOPTB	Child Educ Teacher: Sci and Envir-Option B	0	0	0	3	0
CET-MSED / CETSEOPTC	Child Educ Teacher: Sci and Envir-Option C	3	4	5	11	3
CHDTR-MSED /	Teaching Students with Disabilities Gen. 7-12-Option A	0	0	66	58	6
DISAB-MSED / MIDCHOPTA	Stud w/ Disab: Mid Child Gen- 5-9 Option A	1	1	0	0	0
DISAB-MSED / MIDCHOPTB	Stud w/ Disab: Mid Child Gen- 5-9 Option B	20	24	2	0	0
DISAB-MSED / TSDECOPTA	Teaching of Students w/ Disab: 1-6 - Option A	30	16	22	25	29
DISAB-MSED / TSDECOPTB	Teaching of Students w/ Disab: 1-6 - Option B	27	51	35	35	42
DISAB-MSED / TSDECOPTC	Teaching of Students w/ Disab: Early Childhood	33	38	35	31	58
DISAB-MSED / TSDECOPTD	Teaching of Students w/ Disab: Childhood - Option D (TransB)	0	4	1	0	0
DISAB-MSED / TSDOPTC	Teach Stud w/ Dis: 1-6-Option C (TransB)	27	1	0	22	57
DSAB-MSED / TSDOPTA	Teach Stud w/ Dis: 1-6-Option A (TransB)	0	0	0	2	2
TDISE-MSED / TDIS712	Teach Stud w/ Disabilities Generalist (grades 7-12)	0	1	35	82	149
TDISE-MSED / TDISMCH	Teach Stud w/ Dis: Mid Child Gen- 5-9- Option B (TransB)	64	3	0	14	13
TDISE-MSED / TDISMCHC	Teaching of Students w/ Disab: Mid Childhood - Opt.C (TransB)	3	0	0	2	6
TSDEC-MSED /	Early Childhood Teaching Students with Disabilities	0	0	0	0	1
TSDEC-MSED / TSDECOPTA	Teaching of Students w/ Disab: B-2-Option A	12	18	18	20	21
TSDEC-MSED / TSDECOPTB	Teaching of Students w/ Disab: B-2-Option B	19	16	20	20	25
Early Childhood/ Art Education		219	204	186	192	204

Brooklyn College Fact Book 2014-2015

Declared Graduate Majors by Major Title

Acad.Plan/Subplan	Major Title	2010	2011	2012	2013	2014
ARTTCH-MA /	Art Teacher (7-12)	0	0	0	13	14
ARTTCHR-MA /	Art Teacher	51	53	50	37	35
ECETX-MSED / ECTB2OPTA	Early Child Educ: B-2 - Option A (TransB)	0	0	0	3	0
ECETX-MSED / ECTB2OPTC	Early Child Educ: B-2 - Option C (TransB)	0	0	0	6	0
ECHEX-MSED /	Early Childhood Education	1	0	0	0	0
ECHT-MSED / ECHTOPTA	Early Child Educ Teacher: B-2 - Option A	51	38	30	37	44
ECHT-MSED / ECHTOPTB	Early Child Educ Teacher: B-2 - Option B	9	14	15	17	9
ECHT-MSED / ECHTOPTC	Early Child Educ Teacher: B-2 - Option C	105	99	91	79	102
ECHT-MSED / ELEMEDHUM	Elementary Education - Humanities	2	0	0	0	0
School Psyc, Couns & Leadership		375	370	326	285	286
ELSBL-MSED /	Educational Leadership: School Building Leader	109	116	101	85	79
PLYTHRP-AC /	Play Therapy	0	0	0	0	4
SC-AC /	School Counseling	30	35	28	13	13
SC-MSED /	School Counseling	138	117	90	83	93
SC-MSED / GUIDCNSG	Guidance and Counseling	0	0	1	3	3
SP-AC /	School Psychologist	13	18	20	24	19
SP-AC / SCHPSYCBIL	School Psychologist - Bilingual	4	8	14	5	7
SP-MSED /	School Psychologist	81	76	72	71	67
SP-MSED / SCHLPSYBIL	School Psychologist - Bilingual	0	0	0	1	1
Secondary Education		577	498	473	436	399
ADOLSE-MAT /	Adolescence Science Education (A)	16	15	16	16	15
ASE-MAT /	Adolescence Science Education (B)	19	20	19	18	18
BIOTCHR-MA /	Adolescence Education: Biology Teacher	3	2	1	1	0
CHEMTCH-MA /	Adolescence Education: Chemistry Teacher	1	1	0	1	1
ENGLTCH-MA / ENGTCHR	English Teacher (7-12) (Option B)	0	0	12	23	38
ENGLTCH-MA / ENGTCHRA	Adolescence Education: English Teacher	94	81	58	42	23
ENGTCH-MA /	English Teacher (7-12)	1	0	0	4	3
ENGTCHR-MA / ENGTCHRB	Adolescence Education: English Teacher (TransB)	24	2	1	64	71
ENGTCHR-MA / ENGTCHRB	English Teacher (Trans B)	0	2	40	0	0
ESCIT-MAT /	Adolescence Education: Earth Science Teacher (TransB)	0	3	8	7	4
ESTCH-MAT /	Earth Science Teacher 7-12 (Trans B)	8	16	21	11	2
EST-MAT /	Adolescence Education: Earth Science Teacher	1	6	6	7	7
FRENTCH-MA /	Adolescence Education: French Teacher	3	2	3	4	5
HTCHX-MSED /	Health and Nutrition Sciences: Health Teacher	29	23	9	1	0
MATHTCH-MA /	Adolescence Education: Math Teacher	37	34	30	28	25
MATHTCH-MA / MATHTCHOP1	Mathematics Teacher: 7-12 - Option 1	1	0	0	0	0
MATHTC-MA /	Adolescence Education: Math Teacher (TransB)	0	0	0	0	1
MCHES-MSED / MCHESOPTA	Mid Child Educ: Math Specialist-Option A	11	11	12	8	9
MCHES-MSED / MCHESOPTB	Mid Child Educ: Math Specialist-Option B	17	13	9	6	6
MCHES-MSED / MCHESOPTC	Mid Child Educ: Math Specialist-Option C	29	34	23	12	10
MDCED-MA / MCECERTA	Mid Child Gen: Gen Sci - Option A Prg 2 (TransB)	4	1	0	1	0
MDCED-MA / MCECERTD	MID CHLD ED TRANSB(MA)D PRG2	0	0	0	26	39
MDCED-MA / MCECERTD	Middle Childhood Education A Prg 2 (TransB)	35	35	40	0	0
MDCE-MA / MCHEA	Mid Child Educ Teacher: Sciences - Option A	32	10	9	8	5
MDCE-MA / MCHEB	Mid Child Educ Teacher: Sciences - Option B	1	1	1	3	1
MDCE-MA / MCHEC	Mid Child Educ Teacher: Sciences - Option C	3	4	3	7	6
MDCE-MA / MCHEOPTA	Mid Child Educ Gen: Gen Sci - Option A	4	1	1	2	3
MEMS-MSED / MCTMS	Mid Child Educ: Math Spec-Option A (TransB)	0	0	0	2	0
MEMS-MSED / MCTMS	Mid Child Educ: Math Spec-Option C (TransB)	5	3	1	0	0
MEMS-MSED / MCTMS	Mid Child Educ: 5-9 Math Spec-Option D (Trans B)	8	3	0	0	0
MTHTCHX-MA /	Adolescence Education: Mathematics Teacher	0	0	0	5	2
MUSED-AC /	Music Teacher Certificate	15	13	8	10	15
MUSTCHR-MA /	Music Teacher	11	12	12	11	11

Brooklyn College Fact Book 2014-2015

Declared Graduate Majors by Major Title

Acad.Plan/Subplan	Major Title	2010	2011	2012	2013	2014
PETCH-MSED /	Physical Education Teacher	80	74	65	50	31
SOCSTT-MA /	Adolescence Education: Social Studies Teacher (TransB)	0	0	0	0	1
SOCSTX-MA /	Adolescence Education: Social Studies Teacher	0	0	0	5	2
SPANTCH-MA /	Adolescence Education: Spanish Teacher	13	13	16	12	7
SSTCHR-MA /	Adolescence Education: Social Studies Teacher	72	63	49	41	38
SCHOOL OF HUMANITIES AND SOCIAL SCIENCES		669	626	516	420	373
English		204	188	172	155	134
CWTG-MFA / FICTION	Creative Writing Fiction	34	31	30	25	25
CWTG-MFA / PLAYWRTG	Creative Writing Playwriting	13	10	13	13	11
CWTG-MFA / POETRY	Creative Writing Poetry	19	18	22	18	15
ENGL-MA /	English	138	129	107	99	83
History		62	57	55	33	34
HIST-MA /	History	62	57	55	33	34
Judaic Studies		0	2	2	2	1
JUDAIC-MA /	Judaic Studies	0	2	2	2	1
Liberal Studies		2	0	0	0	0
MALS-MA /	Liberal Studies	2	0	0	0	0
Modern Languages & Literatures		29	27	27	23	12
FREN-MA /	French	10	13	10	8	3
SPAN-MA /	Spanish	19	14	17	15	9
Political Science		248	228	148	90	78
POLSCI-MA /	Political Science	59	49	28	15	3
POLSCI-MA / INTRNTNLAF	International Affairs	64	54	46	47	50
POLSCI-MA / URPOLADMIN	Urban Policy and Administration	124	125	74	28	25
PSLBX-MA /	Political Science and Law	1	0	0	0	0
Sociology		34	33	29	31	29
SOC-MA /	Sociology	34	33	29	31	29
Speech Communication Arts and Sciences		90	91	83	86	85
SLP-MS /	Speech-Language Pathology	90	91	83	86	85
SCHOOL OF NATURAL AND BEHAVIORAL SCIENCES		841	817	806	778	701
Biology		42	52	50	51	43
BIO-MA /	Biology	42	52	50	51	43
Chemistry		23	18	17	14	11
CHEM-MA /	Chemistry	23	18	17	11	5
CHEM-MS /	Chemistry	0	0	0	3	6
Computer & Information Science		133	162	160	151	134
CSHS-MS /	Computer Science and Health Science	0	0	0	0	1
CS-MA /	Computer Science	13	42	52	54	65
CS-MA / CIS	Computer and Information Science	50	30	20	18	7
INFOSYS-MS /	Information Systems	69	88	85	77	61
PDC-AC /	Parallel and Distributed Computing	1	2	3	2	0

Brooklyn College Fact Book 2014-2015

Declared Graduate Majors by Major Title

Acad.Plan/Subplan	Major Title	2010	2011	2012	2013	2014
Earth & Environmental Science		23	22	33	37	36
EES-MA /	Geology	23	22	33	33	30
EES-MS /	Earth and Environmental Sciences	0	0	0	4	6
Health and Nutrition Sciences		239	210	223	192	163
COMHTH-MA / COMMHLTH	Community Health Education	42	38	41	35	24
COMHTH-MA / COMMHLTHED	Community Health Education	0	0	0	0	2
COMHTH-MA / THANATOLGY	Community Health Thanatology	8	9	6	9	3
COMHTH-MPH /	Community Health	45	38	45	26	23
COMHTH-MPH / HLTHPOLADM	Health Care Policy and Administration	41	38	47	37	30
COMHTH-MPH / HTHCAREMGT	Health Care Management	1	0	0	1	1
GC-AC /	Grief Counseling	30	17	12	9	6
NUTR-MS /	Nutrition	72	70	72	75	74
Kinesiology		151	134	124	116	101
PEDESR-MS /	Exercise Science and Rehabilitation	82	67	59	51	47
PED-MS /	Physical Education	0	0	0	0	13
PED-MS / PEDPSYASP	Psychosocial Aspects Of Sports Activity	0	0	0	0	1
PED-MS / PEDPSYCASP	Psychosocial Aspects of Sports Activity	0	0	0	0	1
PED-MS / PEDSPRTMGM	Sports Management	69	67	65	65	39
Mathematics		0	1	0	0	0
MATH-MA /	Mathematics	0	1	0	0	0
Physics		2	4	7	8	12
PHYS-MA /	Physics	2	4	7	8	12
Psychology		228	214	192	209	201
PIOHR-MA /	Indus. & Organ. Psych.-Human Relations	44	40	33	46	42
PIOOB-MA /	Indus. & Organ. Psy-Organ. Psy and Behavior	63	58	51	50	46
PMHC-MA /	Mental Health Counseling	87	79	77	75	72
PSYEXP-MA /	Experimental Psychology	34	37	31	38	41
SCHOOL OF VISUAL, MEDIA, AND PERFORMING ARTS		295	292	248	237	232
Art		54	57	60	46	44
ARTHIST-MA /	Art History	29	32	31	18	16
ART-MFA / ARTPHOTO	Art Photography	0	0	1	3	3
ART-MFA / DIGITALART	Digital Art	2	1	1	1	0
ART-MFA / DRAWPAINT	Art Drawing and Painting	19	19	20	16	16
ART-MFA / PRINTMKG	Art Printmaking	1	4	3	3	5
ART-MFA / SCULPTURE	Art Sculpture	3	1	4	5	4
Music		86	89	73	67	59
MCOMP-MMUS /	Music Composition	11	19	19	13	16
MPERF-MMUS /	Music Performance	60	59	44	45	37
MUS-MA / MUSICOLOGY	Musicology	13	9	9	9	6
MUS-MA / PERFRACT	Performance Practice	2	2	1	0	0
Perf & Interactive Media Arts		28	25	26	24	24
PIMA-AC /	Performance And Interactive Media Arts	3	0	0	0	1
PIMA-MFA /	Performance And Interactive Media Arts	25	25	26	24	23

Brooklyn College Fact Book 2014-2015

Declared Graduate Majors by Major Title

Acad.Plan/Subplan	Major Title	2010	2011	2012	2013	2014
Television and Radio		57	50	31	44	45
TMS-MS /	Media Studies	20	23	12	16	16
TMS-MS / TVRPROG	Television and Radio Management and Programming	8	3	1	0	0
TTP-MFA /	Television Production	29	24	18	28	29
Theater		70	71	58	56	60
THEA-MA /	Theater - History And Criticism	15	13	6	9	10
THEA-MFA /	Theater	0	0	0	1	0
THEA-MFA / ACTING	Theater - Acting	15	14	15	17	16
THEA-MFA / DGNTECHPRO	Theater - Design and Technology Production	20	23	18	15	16
THEA-MFA / DIRECTING	Theater - Directing	6	6	8	6	6
THEA-MFA / PERARTMGM	Theater - Performing Arts Management	14	15	11	8	12
COLLEGE WIDE PROGRAMS		403	341	124	262	217
Registrar's Office		403	341	124	262	217
NONDG-GR /	Graduate Undeclared Major	397	339	122	256	210
NONDG-GR /	Visiting Graduate Student	6	2	2	0	0
PERMIT-GR /	CUNY Permit-In Graduate	0	0	0	6	7
Total		4,132	3,744	3,434	3,421	3,290

Brooklyn College Fact Book 2014-2015

Baccalaureate Degrees Awarded by Program

Major Code	Major (Degree)	2009-10	2010-11	2011-12	2012-13	2013-14
SCHOOL OF BUSINESS		818	991	983	818	717
Accounting		222	285	314	251	276
ACCNT-BS /	Accounting Without CPA	60	41	65	62	53
ACCNT-CERT /	Accounting	0	0	0	0	1
ACCT-BS /	Accounting	0	1	0	0	0
ACCTPUB-BS /	Accounting - Public Accountancy	162	243	249	169	153
PABMF-BS /	Public Accounting and Business, Management, and Finance	0	0	0	20	69
Economics		29	23	27	11	13
ECO-BA /	Economics	29	23	27	11	13
Finance & Business Management		567	683	642	556	428
BMF-BS /	Business, Management, and Finance	466	537	489	371	259
BUSADM-BBA / BUSHLTPROF	Business for Health Professionals	0	0	1	5	6
BUSADM-BBA / BUSMRKTG	Marketing	39	62	57	70	60
BUSADM-BBA / FININVEST	Finance and Investments	0	4	17	21	20
BUSADM-BBA / INTERNBUS	International Business	28	43	33	26	26
BUSADM-BBA / LDSPHUM	Leadership And Human Resources Management	0	0	12	22	15
BUSADM-BBA / MGMT	Management	34	37	32	37	39
BUSADM-BBA / REALESTLAW	Business Administration - Business Law and Real Estate	0	0	1	4	3
SCHOOL OF EDUCATION		304	319	336	339	338
Childhd, Bilingual, Special Ed		104	92	97	103	102
CET-BA /	Childhood Education: Grades 1-6	97	84	90	97	89
CETBE-BA /	Childhood Education: Grades 1-6 Bilingual	6	6	7	6	12
EBTCHR-BA /	Elementary Bilingual Education Teacher (K-6)	0	1	0	0	0
ELEMEDX-BA /	Elementary Education Teacher (K-6)	1	1	0	0	0
MHCET-BA /	Childhood Education 1-6 (MHC)	0	0	0	0	1
Early Childhood/ Art Ed		103	109	116	122	142
ECETSE-BA /	Early Childhood Education:Special Education	55	52	55	69	91
ECETX-BA /	Early Childhood Education Teacher (Prek-3)	1	0	1	1	0
ECHE-BA /	Early Childhood Education: Birth-Grade 2	47	57	60	52	51
Secondary Education		97	118	123	114	94
BIOTCHR-BA /	Biology Teacher	2	5	8	4	5
CHEMTCH-BA /	Chemistry Teacher	3	3	0	2	1
ENGLTCH-BA /	English Teacher	18	25	30	23	12
ESTCHR-BA /	Earth Science Teacher (7-12)	7	0	2	3	2
FRENTCH-BA /	French Teacher	1	0	2	0	2
ITALTCH-BA /	Italian Teacher	2	1	0	0	0
MATHTCH-BA /	Math Teacher	16	14	17	14	11
MUSED-BMUS /	Music Education	7	2	2	5	6
PEDTCHR-BS /	Physical Education Teacher	30	44	36	33	37
PHYSTCH-BA /	Physics Teacher	0	1	0	1	2
SPANTCH-BA /	Spanish Teacher	2	2	3	8	5
SSTCHR-BA /	Social Studies Teacher	9	21	23	21	11
SCHOOL OF HUMANITIES AND SOCIAL SCIENCES		475	536	542	462	412
Africana Studies		5	6	11	6	2
AFRIC-BA /	Africana Studies	5	6	11	6	2

Brooklyn College Fact Book 2014-2015

Baccalaureate Degrees Awarded by Program

Major Code	Major (Degree)	2009-10	2010-11	2011-12	2012-13	2013-14
American Studies		4	1	4	1	1
AMERST-BA /	American Studies	4	1	4	1	1
Children's Studies		9	63	83	78	42
CYS-BA /	Children Studies	9	63	83	78	42
Classics		3	5	6	6	7
CLAS-BA /	Classics	3	5	6	6	7
English		117	126	128	109	115
CMPLIT-BA /	Comparative Literature	0	0	2	0	1
CWRTG-BFA /	Creative Writing	22	22	29	27	30
ENGL-BA /	English	62	66	62	47	47
JRNL-BA /	Journalism	23	30	30	22	25
LING-BA /	Linguistics	10	8	5	13	12
History		48	63	43	29	25
HIST-BA /	History	48	63	43	29	25
Judaic Studies		9	7	10	5	1
JUDAIC-BA /	Judaic Studies	9	7	10	5	1
Modern Languages & Literatures		19	15	16	9	6
FREN-BA /	French	3	3	3	1	1
FREN-BA / FRENBUS	French and Business	0	1	1	0	0
ITAL-BA / ITALIAN	Italian	0	2	0	1	0
ITAL-BA / ITLBUS	Italian - Business	0	0	1	0	0
RUS-BA /	Russian	1	2	0	0	2
RUS-BA / RUSBUS	Russian - Business	0	0	1	0	0
SPAN-BA /	Spanish	14	7	8	5	1
SPAN-BA / SPANBUS	Spanish and Business	1	0	2	2	2
Philosophy		60	45	53	36	29
PHIL-BA / PHILBUS	Philosophy and Business	5	6	4	2	3
PHIL-BA / PHILFLDS	Philosophy and Other Fields	19	17	5	12	7
PHIL-BA / PHILGEN	Philosophy	5	4	13	12	2
PHIL-BA / PHILHONOR	Philosophy Honors	4	4	10	3	3
PHIL-BA / PHILLAW	Philosophy and Law	27	14	21	7	14
Political Science		69	72	69	59	52
MHCPOL-BA /	MHC-POLITICAL SCI	0	0	0	1	0
POLSCI-BA /	Political Science	69	72	69	58	52
Puerto Rican & Latino Studies		3	1	3	6	3
PRL-BA /	Puerto Rican and Latino Studies	0	1	3	4	3
PRL-BA / PRLBUS	Puerto Rican and Latino Studies, and Business	3	0	0	2	0
Sociology		48	46	40	44	46
SOC-BA /	Sociology	48	46	40	44	46
Speech Communication Arts and Sciences		77	78	71	64	81
SLPASHS-BA /	Speech-Language Pathology, Audiology, Speech and Hearing	73	73	67	61	79
SPECED-BA /	Speech	4	5	4	3	2
Studies in Religion		3	0	0	2	0
REL-BA /	Religion	3	0	0	2	0
Women's Studies		1	8	5	8	2

Brooklyn College Fact Book 2014-2015

Baccalaureate Degrees Awarded by Program

Major Code	Major (Degree)	2009-10	2010-11	2011-12	2012-13	2013-14
WOMEN-BA /	Women Studies	1	8	5	8	2
SCHOOL OF NATURAL AND BEHAVIORAL SCIENCES		661	718	805	744	774
Anthropology and Archaeology		19	22	12	11	9
ANTHRO-BA /	Anthropology	19	22	12	11	9
Biology		90	99	111	93	95
BIO-BA /	Biology	18	33	34	27	33
BIO-BS /	Biology	72	66	77	66	62
Chemistry		42	46	45	42	44
CHEM-BA /	Chemistry	28	34	26	28	34
CHEM-BS /	Chemistry	14	12	19	14	10
Computer & Information Science		48	59	58	76	80
BMF-BSMPS / CISECON	Business Information Systems	1	0	2	0	1
COMPSC-BS /	Computer Science	40	48	40	45	48
COMPSC-BS / CISSOFTWR	Computer and Information Science	3	2	0	0	3
INFOSCI-BS /	Information Systems	4	3	10	24	19
MULTI-BS /	Multimedia Computing	0	6	6	7	9
Earth & Environmental Science		12	4	6	5	6
GEO-BA /	Geology	2	2	0	3	2
GEO-BS /	Geology	10	2	6	2	4
Environmental Studies		2	4	3	1	3
SUST-BA /	Urban Sustainability	2	4	3	1	3
Health and Nutrition Sciences		75	107	125	98	85
HNTRSC-BA /	Health and Nutrition Sciences	32	44	44	36	27
HNTRSC-BA / HEALTHSCI	Health Science	0	0	0	1	0
HNTRSC-BS /	Health and Nutrition Sciences	17	18	32	17	17
HNTRSC-BS / HNTRFOOD	Health and Nutrition Food	26	45	49	44	41
Kinesiology		28	29	43	45	45
PED-BS / PEDADAPT	Physical Education Adaptive	12	9	23	14	17
PED-BS / PHYSEDSCI	Physical Education - Exercise Sciences	12	16	4	3	1
PEDEXER-BS /	Exercise Science	4	4	16	28	27
Mathematics		36	17	17	26	25
ACTMATH-BS /	Actuarial Mathematics	0	0	0	4	5
CMPMTH-BS /	Computational Mathematics	3	1	0	1	1
FINMATH-BS /	Financial Mathematics	0	0	0	4	2
MATH-BA /	Mathematics	13	7	7	8	10
MATH-BS /	Mathematics	20	9	10	9	7
Physics		3	10	4	3	3
PHYS-BA /	Physics	0	2	0	0	1
PHYS-BS /	Physics	3	8	4	3	2
Psychology		306	321	381	344	379
MHCPSY-BS /	Psychology (MHC)	0	0	0	0	1
PSYCH-BA /	Psychology	226	220	270	234	261
PSYCH-BS /	Psychology	80	101	111	110	117

Brooklyn College Fact Book 2014-2015

Baccalaureate Degrees Awarded by Program

Major Code	Major (Degree)	2009-10	2010-11	2011-12	2012-13	2013-14
SCHOOL OF VISUAL, MEDIA, AND PERFORMING ARTS		237	220	255	254	247
Art		53	54	55	42	39
ART-BA /	Art	33	36	30	30	29
ART-BFA /	Art	14	9	17	11	5
ARTHIST-BA /	Art History	6	9	8	1	5
Film		52	61	60	58	66
FILM-BA / DOCPROD	Film Documentary Production	0	2	5	3	2
FILM-BA / FILMPROD	Film Production	31	38	28	38	55
FILM-BA / FILMSTUD	Film Studies	10	4	9	6	0
FILM-BA / INDUSTRYST	Film Industry Studies	0	1	1	0	0
FILM-BA / MARKETING	Film Marketing	6	6	3	2	0
FILM-BA / SCREENWTG	Film Screenwriting	3	7	11	8	8
FILM-CERT /	Film Production	2	3	3	1	1
Music		21	12	14	18	7
MPERF-BMUS /	Music Performance	13	9	8	9	4
MUS-BA /	Music	3	2	4	5	3
MUS-BMUS /	Music Composition	5	1	2	4	0
Television and Radio		94	80	102	122	110
BRDCST-BS /	Broadcast Journalism	18	16	17	16	17
COMM-BA /	Communication	3	5	9	19	21
TVR-BA /	Television and Radio	73	59	76	87	72
Theater		17	13	24	14	25
THEA-BA /	Theater	6	6	14	10	14
THEA-BFA / ACTING	Theater - Acting	9	5	8	3	8
THEA-BFA / THEATRPROD	Theater Production	2	2	2	1	3
Total		2,495	2,784	2,921	2,617	2,488

Brooklyn College Fact Book 2014-2015

Master's Degrees/Advanced Certificates Awarded by Program

Major Code	Major (Degree)	2009-10	2010-11	2011-12	2012-13	2013-14
SCHOOL OF BUSINESS		44	94	95	107	148
Accounting		14	40	35	25	19
ACCNT-MS /	Accounting	11	38	34	24	19
ECOACCX-MA / ECONACCNT	Accounting CPA Qualifying	3	2	1	1	0
Economics		30	16	4	0	0
ECONX-MA /	Economics	30	16	4	0	0
Finance & Business Management		0	38	56	82	129
BUSADM-MS / BUSACCNT	Business Administration - Business Accounting	0	0	0	5	13
BUSADM-MS / ECONANALYS	Business Administration - Economic Analysis	0	3	4	4	7
BUSADM-MS / GENBUS	Business Administration - General Business	0	0	0	0	3
BUSADM-MS / GLBBUSFIN	Business Administration - Global Business and Finance	0	35	52	73	106
SCHOOL OF EDUCATION		682	691	652	531	499
Childhd, Bilingual, Special Ed		229	265	209	146	156
ASD-AC /	Autism Spectrum Disorders	1	41	33	15	15
CETBE-MSED /	Childhood Education Teacher: Bilingual Education	7	3	5	4	6
CETB-MSED / LIBARTOPTA	Child Educ Teach: Lib Arts - Option A (TransB)	28	18	2	0	0
CET-MSED /	Child Educ Teacher: Math-Option A	22	23	18	5	5
CET-MSED /	Child Educ Teacher: Math-Option B	0	0	0	1	1
CET-MSED /	Child Educ Teacher: Math-Option C	1	1	4	1	5
CET-MSED /	Childhood Education Teacher 1-6	0	0	0	11	1
CET-MSED / CETLAOPTA	Child Educ Teacher: Liberal Arts-Option A	18	24	15	13	8
CET-MSED / CETLAOPTB	Child Educ Teacher: Liberal Arts-Option B	2	2	6	3	5
CET-MSED / CETLAOPTC	Child Educ Teacher: Liberal Arts-Option C	15	29	25	25	23
CET-MSED / CETSEOPTA	Child Educ Teacher: Sci and Envir-Option A	14	12	5	6	6
CET-MSED / CETSEOPTB	Child Educ Teacher: Sci and Envir-Option B	0	0	0	1	0
CET-MSED / CETSEOPTC	Child Educ Teacher: Sci and Envir-Option C	0	1	1	0	3
CHDTR-MSED /	Teaching Students with Disabilities Gen. 7-12-Option A	0	0	0	0	15
DISAB-MSED / MIDCHOPTA	Stud w/ Disab: Mid Child Gen- 5-9 Option A	0	0	0	1	0
DISAB-MSED / MIDCHOPTB	Stud w/ Disab: Mid Child Gen- 5-9 Option B	3	2	13	2	0
DISAB-MSED / TSDECOPTA	Teaching of Students w/ Disab: 1-6 - Option A	1	3	4	4	4
DISAB-MSED / TSDECOPTB	Teaching of Students w/ Disab: 1-6 - Option B	12	10	20	23	14
DISAB-MSED / TSDECOPTC	Teaching of Students w/ Disab: Early Childhood	4	4	24	13	6
DISAB-MSED / TSDECOPTD	Teaching of Students w/ Disab: Childhood - Option D (TransB)	17	16	6	0	1
DISAB-MSED / TSDOPTC	Teach Stud w/ Dis: 1-6-Option C (TransB)	8	2	3	0	0
DSAB-MSED / TSDOPTA	Teach Stud w/ Dis: 1-6-Option A (TransB)	1	0	0	0	0
DSAB-MSED / TSDOPTB	Teach Stud w/ Dis: 1-6-Option B (TransB)	0	0	1	0	0
ELEDX-MSED /	Elementary Education (1-6)	0	0	0	0	1
TDISE-MSED / TDIS712	Teach Stud w/ Disabilities Generalist (grades 7-12)	0	0	0	5	17
TDISE-MSED / TDISMCH	Teach Stud w/ Dis: Mid Child Gen- 5-9- Option B (TransB)	6	10	6	0	2
TDISE-MSED / TDISMCHC	Teaching of Students w/ Disab: Mid Childhood - Opt.C (TransB)	46	52	3	1	0
TSDEC-MSED / TSDECOPTA	Teaching of Students w/ Disab: B-2-Option A	7	2	6	5	7
TSDEC-MSED / TSDECOPTB	Teaching of Students w/ Disab: B-2-Option B	16	10	9	7	11
Early Childhood/ Art Ed		65	48	58	51	48
ARTTCHR-MA /	Art Teacher	19	6	12	12	13
ECHT-MSED / ECHTOPTA	Early Child Educ Teacher: B-2 - Option A	23	25	24	12	15
ECHT-MSED / ECHTOPTB	Early Child Educ Teacher: B-2 - Option B	1	1	0	1	0
ECHT-MSED / ECHTOPTC	Early Child Educ Teacher: B-2 - Option C	21	15	22	26	20
ECHT-MSED / ELEMEDHUM	Elementary Education - Humanities	1	0	0	0	0
ECHT-MSED / ELEMATH	Elementary Education-Humanities	0	1	0	0	0

Brooklyn College Fact Book 2014-2015

Master's Degrees/Advanced Certificates Awarded by Program

Major Code	Major (Degree)	2009-10	2010-11	2011-12	2012-13	2013-14
Education		0	1	0	0	0
SADSUPX-AC / SCHLADMIN	School Administration and Supervision	0	1	0	0	0
School Psyc, Couns & Leadershp		150	155	194	177	135
ELSBL-MSED /	Educational Leadership: School Building Leader	54	47	48	65	44
SC-AC /	School Counseling	9	19	29	21	14
SC-MSED /	School Counseling	41	51	64	40	23
SP-AC /	School Psychologist	24	13	17	20	22
SP-AC / SCHPSYCBIL	School Psychologist - Bilingual	4	3	5	10	4
SP-MSED /	School Psychologist	18	22	31	21	28
Secondary Education		238	222	191	157	160
ADOLSE-MAT /	Adolescence Science Education (A)	0	5	4	7	9
ASE-MAT /	Adolescence Science Education (B)	0	7	8	9	13
BIOTCHR-MA /	Adolescence Education: Biology Teacher	4	1	1	0	0
CHEMTCH-MA /	Adolescence Education: Chemistry Teacher	1	0	0	0	0
ENGLTCH-MA /	English Teacher (5-12) (Trans B)	0	0	0	0	1
ENGLTCH-MA / ENGTCHR	English Teacher (7-12) (Option B)	0	0	2	1	2
ENGLTCH-MA / ENGTCHRA	Adolescence Education: English Teacher	20	24	22	22	20
ENGTCH-MA /	English Teacher (7-12)	0	0	0	0	2
ENGTCHR-MA / ENGTCHRB	English Teacher (Trans B)	29	27	5	2	7
ESCIT-MAT /	Adolescence Education: Earth Science Teacher (TransB)	0	0	2	0	5
ESTCH-MAT /	Earth Science Teacher 7-12 (Trans B)	0	0	6	5	8
EST-MAT /	Adolescence Education: Earth Science Teacher	0	0	2	1	1
FRENTCH-MA /	Adolescence Education: French Teacher	1	1	0	0	0
HTCHX-MSED /	Health and Nutrition Sciences: Health Teacher	8	10	13	8	2
MATHTCH-MA /	Adolescence Education: Math Teacher	8	10	12	14	15
MATHTCH-MA / MATHTCHOP1	Mathematics Teacher: 7-12 - Option 1	10	2	0	0	0
MATHTC-MA /	Adolescence Education: Math Teacher (TransB)	7	2	1	1	0
MCHES-MSED / MCHESOPTA	Mid Child Educ: Math Specialist-Option A	6	4	8	7	7
MCHES-MSED / MCHESOPTB	Mid Child Educ: Math Specialist-Option B	5	6	4	3	1
MCHES-MSED / MCHESOPTC	Mid Child Educ: Math Specialist-Option C	9	2	10	7	8
MDCED-MA / MCECERTA	Mid Child Gen: Gen Sci - Option A Prg 2 (TransB)	11	12	0	0	1
MDCED-MA / MCECERTD	Middle Childhood Education A Prg 2 (TransB)	0	7	14	9	10
MDCE-MA / MCHEA	Mid Child Educ Teacher: Sciences - Option A	11	22	7	4	3
MDCE-MA / MCHEB	Mid Child Educ Teacher: Sciences - Option B	1	1	1	1	2
MDCE-MA / MCHEC	Mid Child Educ Teacher: Sciences - Option C	0	1	1	0	3
MDCE-MA / MCHEOPTA	Mid Child Educ Gen: Gen Sci - Option A	1	1	0	0	0
MEMS-MSED / MCTMS	Mid Child Educ: Math Spec-Option A (TransB)	0	0	0	2	0
MEMS-MSED / MCTMS	Mid Child Educ: Math Spec-Option C (TransB)	37	10	3	2	0
MEMS-MSED / MCTMS	Mid Child Educ: 5-9 Math Spec-Option D (Trans B)	14	15	8	1	0
MUSED-AC /	Music Teacher Certificate	12	10	4	5	5
MUSTCHR-MA /	Music Teacher	4	5	4	2	2
PETCH-MSED /	Physical Education Teacher	19	20	21	20	22
PHYEX-MSED /	Physical Education Teacher	1	0	0	0	0
SPANTCH-MA /	Adolescence Education: Spanish Teacher	4	1	3	4	1
SSTCHR-MA /	Adolescence Education: Social Studies Teacher	15	16	25	20	10
SCHOOL OF HUMANITIES AND SOCIAL SCIENCES		174	203	163	200	135
English		65	71	35	66	53
CWTG-MFA / FICTION	Creative Writing Fiction	16	13	12	11	9
CWTG-MFA / PLAYWRTG	Creative Writing Playwriting	7	5	2	5	6
CWTG-MFA / POETRY	Creative Writing Poetry	8	11	4	8	4

Brooklyn College Fact Book 2014-2015

Master's Degrees/Advanced Certificates Awarded by Program

Major Code	Major (Degree)	2009-10	2010-11	2011-12	2012-13	2013-14
ENGL-MA /	English	34	42	17	42	34
History		15	12	11	17	9
HIST-MA /	History	15	12	11	17	9
Liberal Studies		3	2	0	0	0
MALS-MA /	Liberal Studies	3	2	0	0	0
Modern Languages & Literatures		8	10	3	4	5
FREN-MA /	French	0	2	3	2	1
SPAN-MA /	Spanish	8	8	0	2	4
Political Science		49	68	75	73	30
POLSCI-MA /	Political Science	26	24	19	14	7
POLSCI-MA / INTRNTNLA	International Affairs	4	20	17	14	8
POLSCI-MA / URPOLADMIN	Urban Policy and Administration	19	24	39	45	15
Sociology		5	7	5	5	3
SOC-MA /	Sociology	5	7	5	5	3
Speech Communication Arts and Sciences		29	33	34	35	35
SLP-MS /	Speech-Language Pathology	29	33	34	35	35
SCHOOL OF NATURAL AND BEHAVIORAL SCIENCES		183	223	224	235	199
Biology		5	8	8	10	7
BIO-MA /	Biology	5	8	8	10	7
Chemistry		1	5	2	2	1
CHEM-MA /	Chemistry	1	5	2	2	0
CHEM-MS /	Chemistry	0	0	0	0	1
Computer & Information Science		26	24	18	23	29
BMF-BSMPS / CISECON	Business Information Systems	1	0	2	0	1
CS-MA /	Computer Science	0	1	1	9	10
CS-MA / CIS	Computer and Information Science	14	13	8	3	0
INFOSYS-MS /	Information Systems	11	10	7	11	16
PDC-AC /	Parallel and Distributed Computing	0	0	0	0	2
Earth & Environmental Science		3	0	1	2	4
EES-MA /	Geology	3	0	1	2	2
EES-MS /	Earth and Environmental Sciences	0	0	0	0	2
Health and Nutrition Sciences		44	41	55	64	48
COMHTH-MA /	Community Health	1	0	0	0	0
COMHTH-MA / COMMHLTH	Community Health Education	10	4	9	8	11
COMHTH-MA / HLTHPOLADM	Health Care Policy and Administration	1	0	0	0	0
COMHTH-MA / THANATOLGY	Community Health Thanatology	2	2	0	1	2
COMHTH-MPH /	Community Health	8	9	11	12	6
COMHTH-MPH / HLTHPOLADM	Health Care Policy and Administration	2	6	8	13	8
COMHTH-MPH / HTHCAREMGT	Health Care Management	1	1	0	0	0
GC-AC /	Grief Counseling	1	4	10	5	5
NUTR-MS /	Nutrition	18	15	17	25	16
Kinesiology		29	57	51	46	40
PEDESR-MS /	Exercise Science and Rehabilitation	12	27	27	22	10
PED-MS /	Physical Education	0	0	0	0	11

Brooklyn College Fact Book 2014-2015

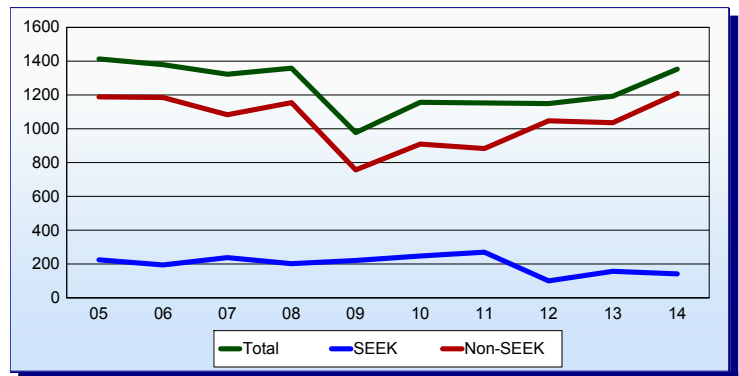
Master's Degrees/Advanced Certificates Awarded by Program		2009-10	2010-11	2011-12	2012-13	2013-14
Major Code	Major (Degree)					
PED-MS / PEDSPRTMGM	Sports Management	17	30	24	24	19
Physics		0	1	0	3	0
PHYS-MA /	Physics	0	1	0	3	0
Psychology		75	87	89	85	70
PIOHR-MA /	Indus. & Organ. Psych.-Human Relations	18	15	20	13	12
PIOOB-MA /	Indus. & Organ. Psy-Organ. Psy and Behavior	21	21	31	19	16
PMHC-MA /	Mental Health Counseling	30	45	27	42	36
PSYEXP-MA /	Experimental Psychology	6	6	11	11	6
SCHOOL OF VISUAL, MEDIA, AND PERFORMING ARTS		97	93	102	104	48
Art		9	17	14	15	9
ARTHIST-MA /	Art History	5	2	7	5	3
ART-MFA / DIGITALART	Digital Art	0	0	1	0	0
ART-MFA / DRAWPAINT	Art Drawing and Painting	3	11	4	7	5
ART-MFA / PRINTMKG	Art Printmaking	0	1	2	2	0
ART-MFA / SCULPTURE	Art Sculpture	1	3	0	1	1
Music		22	32	27	33	3
MCOMP-MMUS /	Music Composition	7	2	4	11	0
MPERF-MMUS /	Music Performance	10	22	21	19	2
MUS-MA / MUSICOLOGY	Musicology	4	7	2	3	1
MUS-MA / PERFRACT	Performance Practice	1	1	0	0	0
Perf & Interactive Media Arts		8	12	6	14	7
PIMA-AC /	Performance And Interactive Media Arts	0	1	0	0	0
PIMA-MFA /	Performance And Interactive Media Arts	8	11	6	14	7
Television and Radio		23	5	28	15	14
TMS-MS /	Media Studies	2	0	12	6	3
TMS-MS / TVRPROG	Television and Radio Management and Programming	9	1	5	1	0
TTP-MFA /	Television Production	12	4	11	8	11
Theater		35	27	27	27	15
THEA-MA /	Theater - History And Criticism	5	5	7	4	1
THEA-MFA / ACTING	Theater - Acting	7	8	7	7	6
THEA-MFA / DGNTECHPRO	Theater - Design and Technology Production	5	3	5	5	2
THEA-MFA / DIRECTING	Theater - Directing	7	3	2	4	2
THEA-MFA / PERARTMGM	Theater - Performing Arts Management	11	8	6	7	4
Total		1,180	1,304	1,236	1,177	1,029

Brooklyn College Fact Book 2014-2015

New Admissions

First-time Freshman Admissions

Semester	Non-Seek	Seek	Total
Fall 2005	1,188	225	1,413
Fall 2006	1,184	195	1,379
Fall 2007	1,083	239	1,322
Fall 2008	1,155	203	1,358
Fall 2009	756	221	977
Fall 2010	909	248	1,157
Fall 2011	883	270	1,153
Fall 2012	1,047	101	1,148
Fall 2013	1,035	158	1,193
Fall 2014	1,216	142	1,358



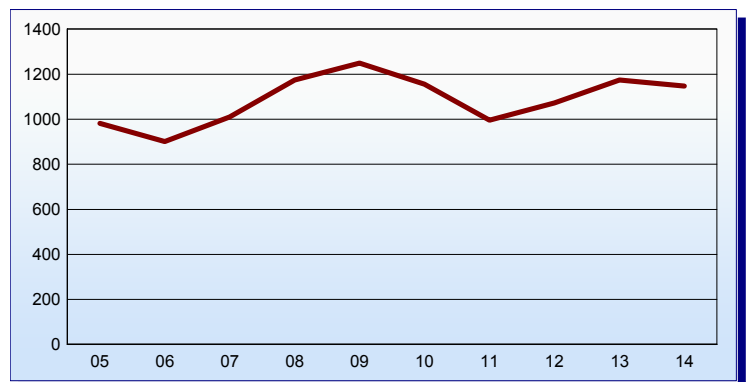
New Transfer Admissions

Semester	Total
Fall 2005	1,521
Fall 2006	1,590
Fall 2007	1,694
Fall 2008	1,699
Fall 2009	1,759
Fall 2010	1,449
Fall 2011	1,713
Fall 2012	1,679
Fall 2013	1,946
Fall 2014	2,130



New Graduate Student Admissions

Semester	Total
Fall 2005	982
Fall 2006	901
Fall 2007	1,010
Fall 2008	1,174
Fall 2009	1,249
Fall 2010	1,155
Fall 2011	996
Fall 2012	1,072
Fall 2013	1,174
Fall 2014	1,147

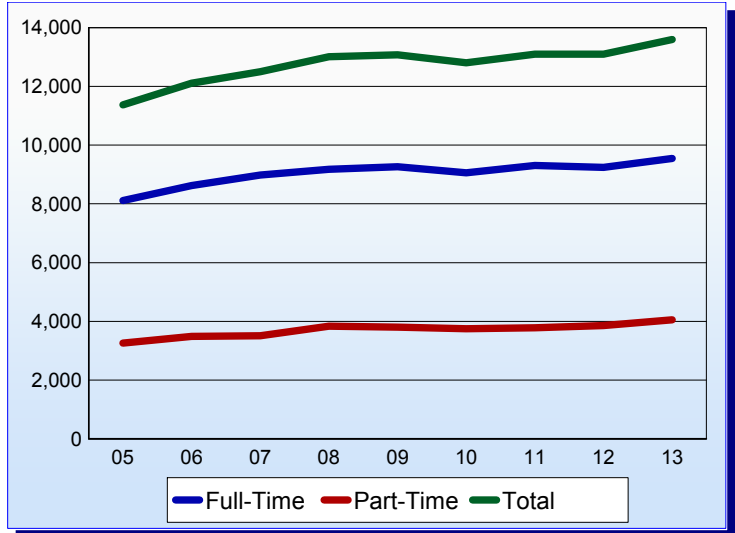


Brooklyn College Fact Book 2014-2015

Total Enrollment by Division by Full-time / Part-time Status

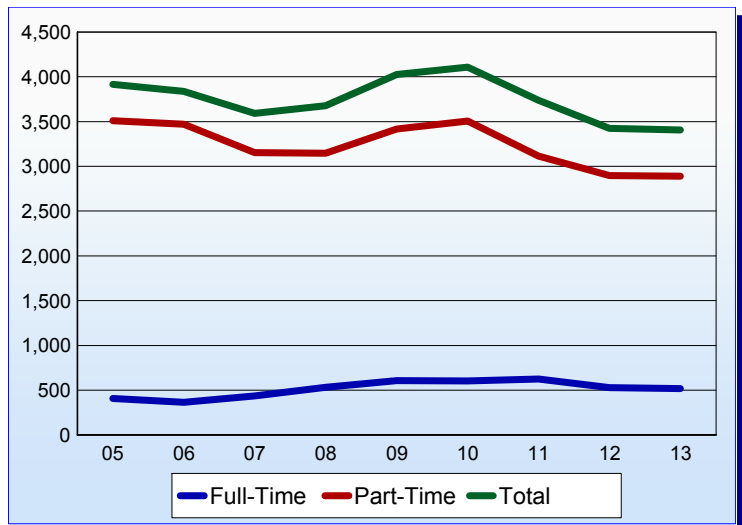
Ten Year Trend - Undergraduate Students

Semester	Full-Time	Part-Time	Total
Fall 2005	8,109	3,255	11,364
Fall 2006	8,620	3,491	12,111
Fall 2007	8,980	3,515	12,495
Fall 2008	9,180	3,832	13,012
Fall 2009	9,268	3,801	13,069
Fall 2010	9,054	3,750	12,804
Fall 2011	9,310	3,786	13,096
Fall 2012	9,238	3,861	13,099
Fall 2013	9,543	4,053	13,596



Ten Year Trend - Graduate Students

Semester	Full-Time	Part-Time	Total
Fall 2005	406	3,511	3,917
Fall 2006	364	3,472	3,836
Fall 2007	437	3,155	3,592
Fall 2008	531	3,147	3,678
Fall 2009	607	3,418	4,025
Fall 2010	601	3,507	4,108
Fall 2011	625	3,114	3,739
Fall 2012	528	2,897	3,425
Fall 2013	518	2,890	3,408

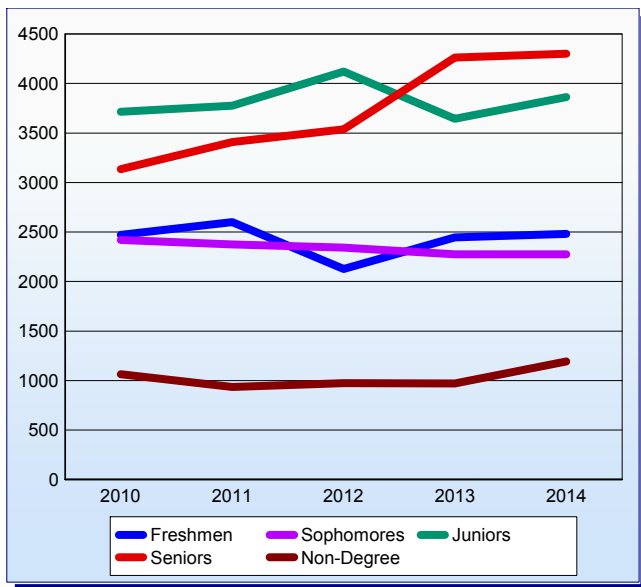


Brooklyn College Fact Book 2014-2015

Total Enrollment by Division by Class Standing

		2010	2011	2012	2013	2014
<u>Undergraduate</u>	Freshmen	2,470	2,601	2,126	2,444	2,482
	Sophomores	2,420	2,375	2,344	2,274	2,274
	Juniors	3,715	3,776	4,119	3,644	3,864
	Seniors	3,135	3,410	3,536	4,263	4,302
	Non-Degree	1,064	934	974	971	1,193
	Total		12,804	13,096	13,099	13,596
<u>Graduate</u>	Degree	3,505	3,220	3,174	3,148	3,056
	Non-Degree	603	519	251	260	219
	Total	4,108	3,739	3,425	3,408	3,275
Total		16,912	16,835	16,524	17,004	17,390

Undergraduate Students



Graduate Students

