

IPEDS 2020-21 Data Collection System

IPEDS HELP DESK (877) 225-2568 | ipedshelp@rti.org

OMB NO. 1850-0582 v.27 : Approval Expires 8/31/2022

User ID: P1905494

12-month Enrollment 2020-21

Institution: CUNY Brooklyn College (190549)

User ID: P1905494

Overview

12-month Enrollment Overview

The 12-month Enrollment component collects unduplicated student enrollment counts and instructional activity data for an entire 12-month period. Using the instructional activity data reported, a full-time equivalent (FTE) student enrollment at the undergraduate and graduate level is estimated (4-year institutions only). Institutions with Doctor's - professional practice students will also report the FTE enrollment of those students (4-year institutions only). NCES uses the FTE enrollment to produce indicators such as expenses by function per FTE as reported in the IPEDS Data Feedback Report.

Data Reporting Reminder:

- All institutions must use the July 1 - June 30 reporting period.
- Report data to accurately reflect the time period corresponding with the IPEDS survey component, even if such reporting is seemingly inconsistent with prior-year reporting. For example, if a summer term began later than usual due to Coronavirus Pandemic postponements, continue to report using the timeframes as defined in the IPEDS instructions. NCES expects that some data reported during the 2020-21 data collection year will vary from established prior trends due to the impacts of Coronavirus Pandemic. If an error edit is triggered even when submitting accurate data, please indicate in the corresponding context box or verbally to the Help Desk that the seemingly inconsistent data are accurate and reflect the effects of Coronavirus Pandemic.

Changes to reporting for 2020-21:

- Unduplicated enrollment counts of undergraduate students are collected by gender, attendance status (full-time, part-time), race/ethnicity, first-time (entering), transfer-in (non-first-time entering), continuing/returning, and degree/certificate-seeking statuses.
- Unduplicated enrollment counts by distance education status are collected.

Resources:

- To download the survey materials for this component: [Survey Materials](#)
- To access your prior year data submission for this component: [Reported Data](#)

If you have questions about completing this survey, please contact the IPEDS Help Desk at 1-877-225-2568.

Institution: CUNY Brooklyn College (190549)


User ID: P1905494

Undergraduate Instructional Activity Type

Which instructional activity units will you use to report undergraduate instructional activity?

- Undergraduate instructional activity data in Part B may be reported in units of clock hours or credit hours.
- Please note that any graduate level instructional activity must be reported in credit hours. (4-year institutions only)

- ☐ Clock hours
- ☒ Credit hours
- ☐ Both clock and credit hours (some undergraduate programs measured in clock hours and some measured in credit hours)

 You may use the box below to provide additional context for the data you have reported above. Context notes will be posted on the College Navigator website. Therefore, you should write all context notes using proper grammar (e.g., complete sentences with punctuation) and common language that can be easily understood by students and parents (e.g., spell out acronyms).

Institution: CUNY Brooklyn College (190549)

User ID: P1905494

Part A - Unduplicated Count for Full-time Undergraduate Students

12-month Unduplicated Count by Race/Ethnicity and Gender - Full-time Undergraduate Students

July 1, 2019 – June 30, 2020

Reporting Reminders:

- The 12-month unduplicated count must be equal or greater than the corresponding prior year fall enrollment.
- Report Hispanic/Latino individuals of any race as Hispanic/Latino
- Report race for non-Hispanic/Latino individuals only
- Even though Teacher Preparation certificate programs may require a bachelor's degree for admission, they are considered subbaccalaureate undergraduate programs, and students in these programs are undergraduate students.

Men

Students enrolled for <u>credit</u>	Degree/certificate-seeking				Non-degree/ non-certificate- seeking	Total, Full-time undergraduate students
	<u>First-time</u>	<u>Transfer-in</u> (non-first-time entering)	<u>Continuing/ Returning</u>	Total degree/certificate- seeking		
<u>Nonresident alien</u>	32	45	95	172	1	173
<u>Hispanic/Latino</u>	192	235	771	1,198	7	1,205
<u>American Indian or Alaska Native</u>	0	2	11	13	0	13
<u>Asian</u>	277	175	914	1,366	13	1,379
<u>Black or African American</u>	121	217	476	814	22	836
<u>Native Hawaiian or Other Pacific Islander</u>	0	0	4	4	0	4
<u>White</u>	262	257	1,060	1,579	29	1,608
Two or more races	39	28	72	139	0	139
<u>Race and ethnicity unknown</u>	0	0	0	0	0	0
Total men	923	959	3,403	5,285	72	5,357

Women

Students enrolled for <u>credit</u>	Degree/certificate-seeking				Non-degree/ non-certificate- seeking	Total, Full-time undergraduate students
	<u>First-time</u>	<u>Transfer-in</u> (non-first-time entering)	<u>Continuing/ Returning</u>	Total degree/certificate- seeking		
<u>Nonresident alien</u>	32	58	129	219	1	220
<u>Hispanic/Latino</u>	257	385	1,174	1,816	8	1,824
<u>American Indian or Alaska Native</u>	0	3	7	10	0	10
<u>Asian</u>	254	217	926	1,397	24	1,421
<u>Black or African American</u>	190	376	888	1,454	69	1,523
<u>Native Hawaiian or Other Pacific Islander</u>	0	3	8	11	1	12
<u>White</u>	269	313	1,191	1,773	31	1,804
Two or more races	42	47	102	191	0	191
<u>Race and ethnicity unknown</u>	0	0	0	0	0	0
Total women	1,044	1,402	4,425	6,871	134	7,005

Grand total (2019-20)	1,967	2,361	7,828	12,156	206	12,362
Prior year data:						

Total Full-time undergraduate enrollment Fall 2019 <i>NOTE: Grand total (2019-20) calculated above is expected to be greater than total Full-time undergraduate enrollment Fall 2019.</i>	1,882	1,596	7,575	11,053	136	11,189
--	-------	-------	-------	--------	-----	--------

Institution: CUNY Brooklyn College (190549)

User ID: P1905494

Part A - Unduplicated Count for Part-time Undergraduate Students

12-month Unduplicated Count by Race/Ethnicity and Gender - Part-time Undergraduate Students

July 1, 2019 – June 30, 2020

Reporting Reminders:

- The 12-month unduplicated count must be equal or greater than the corresponding prior year fall enrollment.
- Report Hispanic/Latino individuals of any race as Hispanic/Latino
- Report race for non-Hispanic/Latino individuals only
- Even though Teacher Preparation certificate programs may require a bachelor's degree for admission, they are considered subbaccalaureate undergraduate programs, and students in these programs are undergraduate students.

Men

Students enrolled for <u>credit</u>	Degree/certificate-seeking				Non-degree/ non-certificate- seeking	Total, Part-time undergraduate students
	<u>First-time</u>	<u>Transfer-in</u> (non-first-time entering)	<u>Continuing/ Returning</u>	Total degree/certificate- seeking		
<u>Nonresident alien</u>	0	6	44	50	5	55
<u>Hispanic/Latino</u>	2	67	331	400	80	480
<u>American Indian or Alaska Native</u>	0	0	5	5	0	5
<u>Asian</u>	0	30	250	280	107	387
<u>Black or African American</u>	2	66	316	384	220	604
<u>Native Hawaiian or Other Pacific Islander</u>	0	0	3	3	0	3
<u>White</u>	3	64	420	487	182	669
Two or more races	0	6	25	31	5	36
<u>Race and ethnicity unknown</u>	0	0	0	0	0	0
Total men	7	239	1,394	1,640	599	2,239

Women

Students enrolled for <u>credit</u>	Degree/certificate-seeking				Non-degree/ non-certificate- seeking	Total, Part-time undergraduate students
	<u>First-time</u>	<u>Transfer-in</u> (non-first-time entering)	<u>Continuing/ Returning</u>	Total degree/certificate- seeking		
<u>Nonresident alien</u>	0	21	75	96	11	107
<u>Hispanic/Latino</u>	0	110	488	598	147	745
<u>American Indian or Alaska Native</u>	0	3	2	5	0	5
<u>Asian</u>	5	36	222	263	189	452
<u>Black or African American</u>	1	118	530	649	432	1,081
<u>Native Hawaiian or Other Pacific Islander</u>	0	0	2	2	0	2
<u>White</u>	4	101	517	622	274	896
Two or more races	1	11	33	45	12	57
<u>Race and ethnicity unknown</u>	0	0	0	0	0	0
Total women	11	400	1,869	2,280	1,065	3,345

Grand total (2019-20)	18	639	3,263	3,920	1,664	5,584
Prior year data:						

Total Part-time undergraduate enrollment Fall 2019 <i>NOTE: Grand total (2019-20) calculated above is expected to be greater than total Part-time undergraduate enrollment Fall 2019.</i>	12	404	2,484	2,900	881	3,781
--	----	-----	-------	-------	-----	-------

Institution: CUNY Brooklyn College (190549)

User ID: P1905494

Part A - Unduplicated Count for Graduate Students

12-month Unduplicated Count by Race/Ethnicity and Gender - Graduate Students

July 1, 2019 – June 30, 2020

Reporting Reminders:

- The 12-month unduplicated count must be equal or greater than the corresponding prior year fall enrollment.
- Report Hispanic/Latino individuals of any race as Hispanic/Latino
- Report race for non-Hispanic/Latino individuals only
- Report **all** postbaccalaureate degree and certificate students as graduate students, **including any doctor's - professional practice students (formerly first-professional)**

Men

Students <u>enrolled for credit</u>	<u>Graduate students</u>
<u>Nonresident alien</u>	36
<u>Hispanic/Latino</u>	217
<u>American Indian or Alaska Native</u>	5
<u>Asian</u>	182
<u>Black or African American</u>	299
<u>Native Hawaiian or Other Pacific Islander</u>	4
<u>White</u>	530
Two or more races	15
<u>Race and ethnicity unknown</u>	0
Total men	1,288
Total men prior year	1,340

Women

Students <u>enrolled for credit</u>	<u>Graduate students</u>
<u>Nonresident alien</u>	65
<u>Hispanic/Latino</u>	440
<u>American Indian or Alaska Native</u>	9
<u>Asian</u>	267
<u>Black or African American</u>	640
<u>Native Hawaiian or Other Pacific Islander</u>	5
<u>White</u>	866
Two or more races	40
<u>Race and ethnicity unknown</u>	0
Total women	2,332
Total women prior year	2,560

Grand total (2019-20)	3,620
Prior year data:	
Unduplicated headcount (2018-19)	3,900
i Total enrollment Fall 2019	2,841
NOTE: Grand total (2019-20) calculated above is expected to be greater than Total enrollment Fall 2019.	

Institution: CUNY Brooklyn College (190549)


User ID: P1905494

Part A – 12-month Enrollment by Distance Education Status

12-month Unduplicated Count - Distance Education Status

July 1, 2019 – June 30, 2020

	Undergraduate Students		Graduate Students
	Degree/certificate-seeking	Non-degree/non-certificate-seeking	
Students enrolled exclusively in distance education courses	142	112	76
Students enrolled in at least one but not all distance education courses	3,054	26	587
Students not enrolled in any distance education courses	12,880	1,732	2,957
Total (from prior part A screens)	16,076	1,870	3,620

 You may use the box below to provide additional context for the data you have reported above. Context notes will be posted on the College Navigator website. Therefore, you should write all context notes using proper grammar (e.g., complete sentences with punctuation) and common language that can be easily understood by students and parents (e.g., spell out acronyms).

Institution: CUNY Brooklyn College (190549)

User ID: P1905494

Part B - Instructional Activity

12-month Instructional Activity

July 1, 2019 - June 30, 2020

Instructional Activity Reporting Reminder:

- Instructional activity is used to calculate an IPEDS FTE based on the institution's reported calendar system.
- Graduate credit hour activity should not include any doctor's – professional practice activity, the total of those students' FTE is entered separately instead.


FTE Reporting Reminder:

- Institutions need not report their own calculations of undergraduate or graduate FTE unless IPEDS FTE calculations would be misleading for comparison purposes among all IPEDS reporting institutions.

Instructional Activity

	2019-20 total activity	Prior year data
Undergraduate level:		
<u>Credit hour activity</u>	385,988	381,635
Graduate level:		
<u>Credit hour activity</u>	49,079	52,321

Full-Time Equivalent (FTE) of Students

Calendar system (as reported on the prior year IC Header survey component):	Semester		
If the IPEDS <u>calculated</u> FTE estimates below are not reasonable, AND you have reported the correct instructional activity hours above, enter your best FTE estimate in the "Institution reported FTE" column below and save the page. This option should be used ONLY if the calculated estimate is not reasonable for your institution and IPEDS comparisons.			
Please provide your best estimate of undergraduate and graduate FTE for the 12-month reporting period only if the calculated FTE estimate below is not reasonable for IPEDS comparison purposes . Please provide an explanation in the context box if the option is used due to Coronavirus Pandemic.			
	Calculated FTE 2019-20	Institution reported FTE 2019-20	Prior year FTE 2018-19
Undergraduate student FTE	12,866	12,866	12,721
Graduate student FTE	2,045	2,045	2,180
Total FTE students	14,911	14,911	14,901
 Context notes will be posted on the College Navigator website. Therefore, you should write all context notes using proper grammar (e.g., complete sentences with punctuation) and common language that can be easily understood by students and parents (e.g., spell out acronyms).			
<div></div>			

Institution: CUNY Brooklyn College (190549)

User ID: P1905494

Prepared by

Prepared by

Reporting Reminders:

- The name of the preparer is being collected so that we can follow up with the appropriate person in the event that there are questions concerning the data.
- The Keyholder will be copied on all email correspondence to other preparers.
- The time it took to prepare this component is being collected so that we can continue to improve our estimate of the reporting burden associated with IPEDS.
- Please include in your estimate the time it took for you to review instructions, query and search data sources, complete and review the component, and submit the data through the Data Collection System.
- Thank you for your assistance.

This survey component was prepared by:					
<input type="radio"/>	Keyholder	<input type="radio"/>	SFA Contact	<input type="radio"/>	HR Contact
<input type="radio"/>	Finance Contact	<input type="radio"/>	Academic Library Contact	<input type="radio"/>	Other
Name:		<input type="text"/>			
Email:		<input type="text"/>			

How many staff from your institution only were involved in the data collection and reporting process of this survey component?

<input type="text"/>	Number of Staff (including yourself)
----------------------	--------------------------------------

How many hours did you and others from your institution only spend on each of the steps below when responding to this survey component?

Exclude the hours spent collecting data for state and other reporting purposes.

Staff member	Collecting Data Needed		Revising Data to Match IPEDS Requirements		Entering Data		Revising and Locking Data	
Your office	<input type="text"/>	hours	<input type="text"/>	hours	<input type="text"/>	hours	<input type="text"/>	hours
Other offices	<input type="text"/>	hours	<input type="text"/>	hours	<input type="text"/>	hours	<input type="text"/>	hours

Institution: CUNY Brooklyn College (190549)

User ID: P1905494

Summary screen

12-Month Enrollment Component Summary

IPEDS collects important information regarding your institution. All data reported in IPEDS survey components become available in the IPEDS Data Center and appear as aggregated data in various Department of Education reports. Additionally, some of the reported data appears specifically for your institution through the College Navigator website and is included in your institution's Data Feedback Report (DFR). The purpose of this summary is to provide you an opportunity to view some of the data that, when accepted through the IPEDS quality control process, will appear on the College Navigator website and/or your DFR. College Navigator is updated approximately three months after the data collection period closes and Data Feedback Reports will be available through the [Data Center](#) and sent to your institution's CEO in November 2020.

Please review your data for accuracy. If you have questions about the data displayed below after reviewing the data reported on the survey screens, please contact the IPEDS Help Desk at: 1-877-225-2568 or ipeds@rti.org.

12-Month Unduplicated Headcount and Full-Time Equivalent Students	
Total 12-month unduplicated headcount	21,566
Undergraduate student unduplicated headcount	17,946
Graduate student unduplicated headcount	3,620
Total 12-month full-time equivalent (FTE) student enrollment	14,911
Undergraduate student FTE	12,866
Graduate student FTE	2,045

Institution: CUNY Brooklyn College (190549)

User ID: P1905494

[Edit Report](#)

12-month Enrollment

There are no errors for the selected survey and institution.