

IPEDS 2021-22 Data Collection System

IPEDS HELP DESK (877) 225-2568 | ipedshelp@rti.org
OMB NO. 1850-0582 v.27 : Approval Expires 8/31/2022
User ID: P1905492

12-month Enrollment 2021-22

Institution: CUNY Brooklyn College (190549)

User ID: P1905492

Overview

12-month Enrollment Overview

The 12-month Enrollment component collects unduplicated student enrollment counts and instructional activity data for an entire 12-month period. Using the instructional activity data reported, a full-time equivalent (FTE) student enrollment at the undergraduate and graduate level is estimated (4-year institutions only). Institutions with Doctor's - professional practice students will also report the FTE enrollment of those students (4-year institutions only). NCES uses the FTE enrollment to produce indicators such as expenses by function per FTE as reported in the IPEDS Data Feedback Report.

Data Reporting Reminder:

- All institutions must use the July 1 - June 30 reporting period.
- Report data to accurately reflect the time period corresponding with the IPEDS survey component, even if such reporting is seemingly inconsistent with prior-year reporting. For example, if a summer term began later than usual due to Coronavirus Pandemic postponements, continue to report using the timeframes as defined in the IPEDS instructions. NCES expects that some data reported during the 2021-22 data collection year will vary from established prior trends due to the impacts of Coronavirus Pandemic. If an error edit is triggered even when submitting accurate data, please indicate in the corresponding context box or verbally to the Help Desk that the seemingly inconsistent data are accurate and reflect the effects of Coronavirus Pandemic.

Changes to reporting for 2021-22:

- New FAQ has been added to clarify reporting of degree/certificate-seeking undergraduates across EF, E12, and OM survey components.
- Edited FAQs to clarify student enrollment statuses (e.g., full-time/part-time) are typically not determined by summer term enrollment, but rather determined at their first full term of enrollment (i.e., fall or spring).

Resources:

- To download the survey materials for this component: [Survey Materials](#)
- To access your prior year data submission for this component: [Reported Data](#)

If you have questions about completing this survey, please contact the IPEDS Help Desk at 1-877-225-2568.


Institution: CUNY Brooklyn College (190549)

User ID: P1905492

Undergraduate Instructional Activity Type

Which instructional activity units will you use to report undergraduate instructional activity?

- Undergraduate instructional activity data in Part B may be reported in units of clock hours or credit hours.
 - Please note that any graduate level instructional activity must be reported in credit hours. (4-year institutions only)
- ☐ Clock hours
- ☒ Credit hours
- ☐ Both clock and credit hours (some undergraduate programs measured in clock hours and some measured in credit hours)

 You may use the box below to provide additional context for the data you have reported above. Context notes will be posted on the College Navigator website. Therefore, you should write all context notes using proper grammar (e.g., complete sentences with punctuation) and common language that can be easily understood by students and parents (e.g., spell out acronyms).

Institution: CUNY Brooklyn College (190549)

User ID: P1905492

Part A - Unduplicated Count for Full-time Undergraduate Students

12-month Unduplicated Count by Race/Ethnicity and Gender - Full-time Undergraduate Students

July 1, 2020 – June 30, 2021

Reporting Reminders:

- The 12-month unduplicated count must be equal or greater than the corresponding prior year fall enrollment.
- Report Hispanic/Latino individuals of any race as Hispanic/Latino
- Report race for non-Hispanic/Latino individuals only
- Even though Teacher Preparation certificate programs may require a bachelor's degree for admission, they are considered subbaccalaureate undergraduate programs, and students in these programs are undergraduate students.

Men

Students enrolled for <u>credit</u>	Degree/certificate-seeking			Total degree/certificate-seeking	Non-degree/ non-certificate-seeking	Total, Full-time undergraduate students
	First-time	Non-first-time Transfer- in	Continuing/ Returning			
Nonresident alien	19	25	109	153	0	153
Hispanic/Latino	209	146	780	1,135	2	1,137
American Indian or Alaska Native	2	0	9	11	0	11
Asian	281	151	951	1,383	8	1,391
Black or African American	136	125	515	776	20	796
Native Hawaiian or Other Pacific Islander	1	0	1	2	0	2
White	276	167	1,073	1,516	5	1,521
Two or more races	44	35	103	182	0	182
Race and ethnicity unknown	0	0	0	0	0	0
Total men	968	649	3,541	5,158	35	5,193
Total men prior year	923	959	3,403	5,285	72	5,357

Women

Students enrolled for <u>credit</u>	Degree/certificate-seeking			Total degree/certificate-seeking	Non-degree/ non-certificate-seeking	Total, Full-time undergraduate students
	First-time	Non-first-time Transfer- in	Continuing/ Returning			
Nonresident alien	31	39	129	199	0	199
Hispanic/Latino	295	303	1,184	1,782	7	1,789
American Indian or Alaska Native	2	0	1	3	0	3
Asian	336	197	1,062	1,595	6	1,601
Black or African American	213	268	1,015	1,496	37	1,533
Native Hawaiian or Other Pacific Islander	0	1	5	6	0	6
White	299	231	1,231	1,761	11	1,772
Two or more races	51	46	139	236	0	236
Race and ethnicity unknown	0	0	0	0	0	0
Total women	1,227	1,085	4,766	7,078	61	7,139
Total women prior year	1,044	1,402	4,425	6,871	134	7,005

Grand total (2020-21)	2,195	1,734	8,307	12,236	96	12,332
Prior year data:						
Grand total (men+women) prior year	1,967	2,361	7,828	12,156	206	12,362
Total Full-time undergraduate enrollment Fall 2020 NOTE: Grand total (2020-21) calculated above is expected to be greater than total Full-time undergraduate enrollment Fall 2020.	2,135	1,196	7,984	11,315	86	11,401

Institution: CUNY Brooklyn College (190549)

User ID: P1905492

Part A - Unduplicated Count for Part-time Undergraduate Students

12-month Unduplicated Count by Race/Ethnicity and Gender - Part-time Undergraduate Students

July 1, 2020 – June 30, 2021

Reporting Reminders:

- The 12-month unduplicated count must be equal or greater than the corresponding prior year fall enrollment.
- Report Hispanic/Latino individuals of any race as Hispanic/Latino
- Report race for non-Hispanic/Latino individuals only
- Even though Teacher Preparation certificate programs may require a bachelor's degree for admission, they are considered subbaccalaureate undergraduate programs, and students in these programs are undergraduate students.

Men

Students enrolled for <u>credit</u>	Degree/certificate-seeking			Total degree/certificate-seeking	Non-degree/ non-certificate-seeking	Total, Part-time undergraduate students
	First-time	Non-first-time Transfer- in	Continuing/ Returning			
Nonresident alien	0	5	31	36	4	40
Hispanic/Latino	1	46	367	414	81	495
American Indian or Alaska Native	1	0	3	4	1	5
Asian	3	33	247	283	74	357
Black or African American	3	38	353	394	183	577
Native Hawaiian or Other Pacific Islander	0	0	2	2	0	2
White	2	48	412	462	239	701
Two or more races	0	11	29	40	8	48
Race and ethnicity unknown	0	0	0	0	0	0
Total men	10	181	1,444	1,635	590	2,225
Total men prior year	7	239	1,394	1,640	599	2,239

Women

Students enrolled for <u>credit</u>	Degree/certificate-seeking			Total degree/certificate-seeking	Non-degree/ non-certificate-seeking	Total, Part-time undergraduate students
	First-time	Non-first-time Transfer- in	Continuing/ Returning			
Nonresident alien	1	15	68	84	13	97
Hispanic/Latino	0	75	522	597	176	773
American Indian or Alaska Native	0	0	9	9	0	9
Asian	1	23	202	226	194	420
Black or African American	0	85	578	663	350	1,013
Native Hawaiian or Other Pacific Islander	0	1	2	3	1	4
White	5	82	476	563	380	943
Two or more races	0	10	32	42	13	55
Race and ethnicity unknown	0	0	0	0	0	0
Total women	7	291	1,889	2,187	1,127	3,314
Total women prior year	11	400	1,869	2,280	1,065	3,345

Grand total (2020-21)	17	472	3,333	3,822	1,717	5,539
Prior year data:						
Grand total (men+women) prior year	18	639	3,263	3,920	1,664	5,584
Total Part-time undergraduate enrollment Fall 2020 NOTE: Grand total (2020-21) calculated above is expected to be greater than total Part-time undergraduate enrollment Fall 2020.	12	325	2,402	2,739	829	3,568

Institution: CUNY Brooklyn College (190549)

User ID: P1905492

Part A - Unduplicated Count for Graduate Students

12-month Unduplicated Count by Race/Ethnicity and Gender - Graduate Students

July 1, 2020 – June 30, 2021

Reporting Reminders:

- The 12-month unduplicated count must be equal or greater than the corresponding prior year fall enrollment.
- Report Hispanic/Latino individuals of any race as Hispanic/Latino
- Report race for non-Hispanic/Latino individuals only
- Report **all** postbaccalaureate degree and certificate students as graduate students, **including any doctor's - professional practice students (formerly first-professional)**

Men

Students <u>enrolled for credit</u>	<u>Graduate students</u>
<u>Nonresident alien</u>	41
<u>Hispanic/Latino</u>	195
<u>American Indian or Alaska Native</u>	3
<u>Asian</u>	141
<u>Black or African American</u>	251
<u>Native Hawaiian or Other Pacific Islander</u>	4
<u>White</u>	480
Two or more races	10
<u>Race and ethnicity unknown</u>	0
Total men	1,125
Total men prior year	1,288

Women

Students <u>enrolled for credit</u>	<u>Graduate students</u>
<u>Nonresident alien</u>	63
<u>Hispanic/Latino</u>	442
<u>American Indian or Alaska Native</u>	7
<u>Asian</u>	312
<u>Black or African American</u>	580
<u>Native Hawaiian or Other Pacific Islander</u>	4
<u>White</u>	809
Two or more races	40
<u>Race and ethnicity unknown</u>	0
Total women	2,257
Total women prior year	2,332

Grand total (2020-21)	3,382
Prior year data:	
Unduplicated headcount (2019-20)	3,620
 Total enrollment Fall 2020	2,766
NOTE: Grand total (2020-21) calculated above is expected to be greater than Total enrollment Fall 2020.	

Institution: CUNY Brooklyn College (190549)


User ID: P1905492

Part A – 12-month Enrollment by Distance Education Status

12-month Unduplicated Count - Distance Education Status

July 1, 2020 – June 30, 2021

	Undergraduate Students		Graduate Students
	Degree/certificate-seeking	Non-degree/non-certificate-seeking	
Students enrolled exclusively in <u>distance education courses</u>	15,616	1,788	3,241
Students enrolled in at least one but not all distance education courses	442	22	136
Students not enrolled in any distance education courses	0	3	5
Total (from prior part A screens)	16,058	1,813	3,382

 You may use the box below to provide additional context for the data you have reported above. Context notes will be posted on the College Navigator website. Therefore, you should write all context notes using proper grammar (e.g., complete sentences with punctuation) and common language that can be easily understood by students and parents (e.g., spell out acronyms).

Institution: CUNY Brooklyn College (190549)

User ID: P1905492

Part B - Instructional Activity

12-month Instructional Activity

July 1, 2020 - June 30, 2021

Instructional Activity Reporting Reminder:

- Instructional activity is used to calculate an IPEDS FTE based on the institution's reported calendar system.
- Graduate credit hour activity should not include any doctor's – professional practice activity, the total of those students' FTE is entered separately instead.

FTE Reporting Reminder:

- Institutions need not report their own calculations of undergraduate or graduate FTE unless IPEDS FTE calculations would be misleading for comparison purposes among all IPEDS reporting institutions.

Instructional Activity

	2020-21 total activity	Prior year data
Undergraduate level:		
<u>Credit hour activity</u>	400,296	385,988
Graduate level:		
<u>Credit hour activity</u>	48,889	49,079


Full-Time Equivalent (FTE) of Students

Calendar system (as reported on the prior year IC Header survey component):	Semester
---	----------

If the IPEDS calculated FTE estimates below are not reasonable, **AND** you have reported the correct instructional activity hours above, enter your best FTE estimate in the "Institution reported FTE" column below and save the page. This option should be used **ONLY** if the calculated estimate is not reasonable for your institution and IPEDS comparisons.

Please provide your best estimate of undergraduate and graduate FTE for the 12-month reporting period **only if the calculated FTE estimate below is not reasonable for IPEDS comparison purposes**. Please provide an explanation in the context box if the option is used due to Coronavirus Pandemic.

	Calculated FTE 2020-21	Institution reported FTE 2020-21	Prior year FTE 2019-20
Undergraduate student FTE	13,343	13,343	12,866
Graduate student FTE	2,037	2,037	2,045
Total FTE students	15,380	15,380	14,911

 Context notes will be posted on the College Navigator website. Therefore, you should write all context notes using proper grammar (e.g., complete sentences with punctuation) and common language that can be easily understood by students and parents (e.g., spell out acronyms).

Institution: CUNY Brooklyn College (190549)

User ID: P1905492

Prepared by

Prepared by

Reporting Reminders:

- The name of the preparer is being collected so that we can follow up with the appropriate person in the event that there are questions concerning the data.
- The Keyholder will be copied on all email correspondence to other preparers.
- The time it took to prepare this component is being collected so that we can continue to improve our estimate of the reporting burden associated with IPEDS.
- Please include in your estimate the time it took for you to review instructions, query and search data sources, complete and review the component, and submit the data through the Data Collection System.
- Thank you for your assistance.

This survey component was prepared by:					
<input type="radio"/>	Keyholder	<input type="radio"/>	SFA Contact	<input type="radio"/>	HR Contact
<input type="radio"/>	Finance Contact	<input type="radio"/>	Academic Library Contact	<input type="radio"/>	Other
Name: <input type="text"/>					
Email: <input type="text"/>					

How many staff from your institution only were involved in the data collection and reporting process of this survey component?	
<input type="text"/>	Number of Staff (including yourself)

How many hours did you and others from your institution only spend on each of the steps below when responding to this survey component? <i>Exclude the hours spent collecting data for state and other reporting purposes.</i>				
Staff member	Collecting Data Needed	Revising Data to Match IPEDS Requirements	Entering Data	Revising and Locking Data
Your office	<input type="text"/> hours	<input type="text"/> hours	<input type="text"/> hours	<input type="text"/> hours
Other offices	<input type="text"/> hours	<input type="text"/> hours	<input type="text"/> hours	<input type="text"/> hours

Institution: CUNY Brooklyn College (190549)

User ID: P1905492

Summary screen

12-Month Enrollment Component Summary

IPEDS collects important information regarding your institution. All data reported in IPEDS survey components become available in the IPEDS Data Center and appear as aggregated data in various Department of Education reports. Additionally, some of the reported data appears specifically for your institution through the College Navigator website and is included in your institution's Data Feedback Report (DFR). The purpose of this summary is to provide you an opportunity to view some of the data that, when accepted through the IPEDS quality control process, will appear on the College Navigator website and/or your DFR. College Navigator is updated approximately three months after the data collection period closes and Data Feedback Reports will be available through the [Data Center](#) and sent to your institution's CEO in November 2021.

Please review your data for accuracy. If you have questions about the data displayed below after reviewing the data reported on the survey screens, please contact the IPEDS Help Desk at: 1-877-225-2568 or ipedshelp@rti.org.

12-Month Unduplicated Headcount and Full-Time Equivalent Students		
Total 12-month unduplicated headcount		21,253
	Undergraduate student unduplicated headcount	17,871
	Graduate student unduplicated headcount	3,382
Total 12-month full-time equivalent (FTE) student enrollment		15,380
	Undergraduate student FTE	13,343
	Graduate student FTE	2,037

Institution: CUNY Brooklyn College (190549)

User ID: P1905492

[Edit Report](#)

12-month Enrollment

There are no errors for the selected survey and institution.