

IPEDS 2022-23 Data Collection System

IPEDS HELP DESK (877) 225-2568 | ipedshelp@rti.org
OMB NO. 1850-0582 v.30 : Approval Expires 8/31/2025
User ID: P1905492

12-month Enrollment 2022-23

Institution: CUNY Brooklyn College (190549)

User ID: P1905492

Overview

12-month Enrollment Overview

The 12-month Enrollment component collects unduplicated student enrollment counts and instructional activity data for an entire 12-month period. Using the instructional activity data reported, a full-time equivalent (FTE) student enrollment at the undergraduate and graduate level is estimated (4-year institutions only). Institutions with Doctor's - professional practice students will also report the FTE enrollment of those students (4-year institutions only). NCES uses the FTE enrollment to produce indicators such as expenses by function per FTE as reported in the IPEDS Data Feedback Report.

Data Reporting Reminder:

- All institutions must use the July 1 - June 30 reporting period.
- Report data to accurately reflect the time period corresponding with the IPEDS survey component, even if such reporting is seemingly inconsistent with prior-year reporting.

Changes to reporting:

The following changes were implemented for the 2022-23 data collection period:

- The "Nonresident alien" terminology has been changed to "U.S. Nonresident" but should include the same category of students.
- A question about gender has been added at the end of the Part A to collect information about students for whom gender does not fit the binary gender (Men/Women) categories provided. **Institutions should still allocate those students to the Men/Women categories throughout the survey component at this time.** There are also new FAQs to help with questions about the new reporting.
- A part-time column was added for graduate student unduplicated enrollment counts.
- References to summer term were changed to summer session.
- FAQ #4 has been removed as it refers to an old change.
- FAQ #7 on consistent reporting of EF, E12, and OM has been updated for clarification.
- FAQ on reporting undocumented and DACA students has been updated along with instructions.

Resources:

- To download the survey materials for this component: [Survey Materials](#)
- To access your prior year data submission for this component: [Reported Data](#)

If you have questions about completing this survey, please contact the IPEDS Help Desk at 1-877-225-2568.

Institution: CUNY Brooklyn College (190549)

Undergraduate Instructional Activity Type


Which instructional activity units will you use to report undergraduate instructional activity?

- Undergraduate instructional activity data in Part B may be reported in units of clock hours or credit hours.
- Please note that any graduate level instructional activity must be reported in credit hours. (4-year institutions only)

Clock hours

Credit hours

Both clock and credit hours (some undergraduate programs measured in clock hours and some measured in credit hours)

 You may use the box below to provide additional context for the data you have reported above. Context notes will be posted on the College Navigator website. Therefore, you should write all context notes using proper grammar (e.g., complete sentences with punctuation) and common language that can be easily understood by students and parents (e.g., spell out acronyms).

Institution: CUNY Brooklyn College (190549)

Part A - Unduplicated Count for Full-time Undergraduate Students

12-month Unduplicated Count by Race/Ethnicity and Gender - Full-time Undergraduate Students

July 1, 2021 – June 30, 2022

Reporting Reminders:

- The 12-month unduplicated count must be equal or greater than the corresponding prior year fall enrollment.
- Report Hispanic/Latino individuals of any race as Hispanic/Latino
- Report race for non-Hispanic/Latino individuals only
- Even though Teacher Preparation certificate programs may require a bachelor's degree for admission, they are considered subbaccalaureate undergraduate programs, and students in these programs are undergraduate students.

Men

Students enrolled for <u>credit</u>	Degree/certificate-seeking			Total degree/certificate-seeking	Non-degree/non-certificate-seeking	Total, Full-time undergraduate students
	First-time	Non-first-time				
		Transfer-in	Continuing/Returning			
<u>U.S. Nonresident</u>	25	27	86	138	0	138
<u>Hispanic/Latino</u>	156	124	669	949	5	954
<u>American Indian or Alaska Native</u>	0	0	6	6	0	6
<u>Asian</u>	252	134	948	1,334	5	1,339
<u>Black or African American</u>	98	117	511	726	27	753
<u>Native Hawaiian or Other Pacific Islander</u>	0	0	3	3	0	3
<u>White</u>	188	145	882	1,215	10	1,225
Two or more races	26	24	125	175	0	175
<u>Race and ethnicity unknown</u>	0	0	0	0	0	0
Total men	745	571	3,230	4,546	47	4,593
Total men prior year	968	649	3,541	5,158	35	5,193

Women

Students enrolled for <u>credit</u>	Degree/certificate-seeking			Total degree/certificate-seeking	Non-degree/non-certificate-seeking	Total, Full-time undergraduate students
	First-time	Non-first-time				
		Transfer-in	Continuing/Returning			
<u>U.S. Nonresident</u>	29	41	119	189	0	189
<u>Hispanic/Latino</u>	196	242	1,062	1,500	8	1,508
<u>American Indian or Alaska Native</u>	0	0	3	3	0	3
<u>Asian</u>	222	156	1,064	1,442	9	1,451
<u>Black or African American</u>	138	187	931	1,256	38	1,294
<u>Native Hawaiian or Other Pacific Islander</u>	0	0	3	3	0	3
<u>White</u>	232	174	1,066	1,472	20	1,492
Two or more races	19	33	140	192	0	192
<u>Race and ethnicity unknown</u>	0	0	0	0	0	0
Total women	<input checked="" type="checkbox"/> 836	833	4,388	6,057	75	6,132
Total women prior year	1,227	1,085	4,766	7,078	61	7,139

Grand total (2021-22)	1,581	1,404	7,618	10,603	122	10,725
Prior year data:						

Grand total (men+women) prior year	2,195	1,734	8,307	12,236	96	12,332
Total Full-time undergraduate enrollment Fall 2021 <i>NOTE: Grand total (2021-22) calculated above is expected to be greater than total Full-time undergraduate enrollment Fall 2021.</i>	1,533	934	7,372	9,839	109	9,948

Institution: CUNY Brooklyn College (190549)

Part A - Unduplicated Count for Part-time Undergraduate Students

12-month Unduplicated Count by Race/Ethnicity and Gender - Part-time Undergraduate Students

July 1, 2021 – June 30, 2022

Reporting Reminders:

- The 12-month unduplicated count must be equal or greater than the corresponding prior year fall enrollment.
- Report Hispanic/Latino individuals of any race as Hispanic/Latino
- Report race for non-Hispanic/Latino individuals only
- Even though Teacher Preparation certificate programs may require a bachelor's degree for admission, they are considered subbaccalaureate undergraduate programs, and students in these programs are undergraduate students.

Men

Students enrolled for <u>credit</u>	Degree/certificate-seeking			Total degree/certificate-seeking	Non-degree/non-certificate-seeking	Total, Part-time undergraduate students
	First-time	Non-first-time				
		Transfer-in	Continuing/Returning			
<u>U.S. Nonresident</u>	0	8	36	44	3	47
<u>Hispanic/Latino</u>	4	49	339	392	75	467
<u>American Indian or Alaska Native</u>	0	0	3	3	0	3
<u>Asian</u>	1	30	252	283	91	374
<u>Black or African American</u>	2	41	307	350	164	514
<u>Native Hawaiian or Other Pacific Islander</u>	0	0	1	1	0	1
<u>White</u>	4	44	411	459	217	676
Two or more races	0	7	43	50	5	55
<u>Race and ethnicity unknown</u>	0	0	0	0	0	0
Total men	11	179	1,392	1,582	555	2,137
Total men prior year	10	181	1,444	1,635	590	2,225

Women

Students enrolled for <u>credit</u>	Degree/certificate-seeking			Total degree/certificate-seeking	Non-degree/non-certificate-seeking	Total, Part-time undergraduate students
	First-time	Non-first-time				
		Transfer-in	Continuing/Returning			
<u>U.S. Nonresident</u>	1	9	57	67	8	75
<u>Hispanic/Latino</u>	6	68	522	596	147	743
<u>American Indian or Alaska Native</u>	0	0	3	3	0	3
<u>Asian</u>	2	37	214	253	175	428
<u>Black or African American</u>	2	80	528	610	326	936
<u>Native Hawaiian or Other Pacific Islander</u>	0	0	0	0	0	0
<u>White</u>	7	53	465	525	352	877
Two or more races	0	11	48	59	14	73
<u>Race and ethnicity unknown</u>	0	0	0	0	0	0
Total women	18	258	1,837	2,113	1,022	3,135
Total women prior year	7	291	1,889	2,187	1,127	3,314

Grand total (2021-22)	29	437	3,229	3,695	1,577	5,272
Prior year data:						

Grand total (men+women) prior year	17	472	3,333	3,822	1,717	5,539
Total Part-time undergraduate enrollment Fall 2021 <i>NOTE: Grand total (2021-22) calculated above is expected to be greater than total Part-time undergraduate enrollment Fall 2021.</i>	21	282	2,425	2,728	729	3,457

Institution: CUNY Brooklyn College (190549)

User ID: P1905492

Part A - Unduplicated Count for Undergraduate Students

12-month Unduplicated Count by Race/Ethnicity and Gender - Undergraduate Student Total

July 1, 2021 – June 30, 2022

Men

Students enrolled for credit	Total full-time undergraduate students	Total part-time undergraduate students	Grand total, all undergraduate students
<u>U.S. Nonresident</u>	138	47	185
<u>Hispanic/Latino</u>	954	467	1,421
<u>American Indian or Alaska Native</u>	6	3	9
<u>Asian</u>	1,339	374	1,713
<u>Black or African American</u>	753	514	1,267
<u>Native Hawaiian or Other Pacific Islander</u>	3	1	4
<u>White</u>	1,225	676	1,901
Two or more races	175	55	230
<u>Race and ethnicity unknown</u>	0	0	0
Total men	4,593	2,137	6,730

Women

Students enrolled for credit	Total full-time students	Total part-time students	Grand total, all students
<u>U.S. Nonresident</u>	189	75	264
<u>Hispanic/Latino</u>	1,508	743	2,251
<u>American Indian or Alaska Native</u>	3	3	6
<u>Asian</u>	1,451	428	1,879
<u>Black or African American</u>	1,294	936	2,230
<u>Native Hawaiian or Other Pacific Islander</u>	3	0	3
<u>White</u>	1,492	877	2,369
Two or more races	192	73	265
<u>Race and ethnicity unknown</u>	0	0	0
Total women	6,132	3,135	9,267

Grand Total (men+women)	10,725	5,272	15,997
--------------------------------	---------------	--------------	---------------

Institution: CUNY Brooklyn College (190549)

Part A - Unduplicated Count for Graduate Students

12-month Unduplicated Count by Race/Ethnicity and Gender - Full-time and Part-time Graduate Students

July 1, 2021 – June 30, 2022

Reporting Reminders:

- The 12-month unduplicated count must be equal or greater than the corresponding prior year fall enrollment.
- Report Hispanic/Latino individuals of any race as Hispanic/Latino
- Report race for non-Hispanic/Latino individuals only
- Report **all** postbaccalaureate degree and certificate students as graduate students, **including any doctor's - professional practice students (formerly first-professional)**

Men

Students <u>enrolled for credit</u>	Total <u>full-time</u>	Total <u>part-time</u>	Total <u>graduate students</u>
<u>U.S. Nonresident</u>	11	46	57
<u>Hispanic/Latino</u>	29	155	184
<u>American Indian or Alaska Native</u>	0	1	1
<u>Asian</u>	24	76	100
<u>Black or African American</u>	37	209	246
<u>Native Hawaiian or Other Pacific Islander</u>	2	2	4
<u>White</u>	104	361	465
Two or more races	3	9	12
<u>Race and ethnicity unknown</u>	0	0	0
Total men	210	859	1,069
Total men prior year			1,125

Women

Students <u>enrolled for credit</u>	Total <u>full-time</u>	Total <u>part-time</u>	Total <u>Graduate students</u>
<u>U.S. Nonresident</u>	15	73	88
<u>Hispanic/Latino</u>	84	336	420
<u>American Indian or Alaska Native</u>	2	5	7
<u>Asian</u>	45	248	293
<u>Black or African American</u>	71	466	537
<u>Native Hawaiian or Other Pacific Islander</u>	2	2	4
<u>White</u>	182	600	782
Two or more races	11	26	37
<u>Race and ethnicity unknown</u>	0	0	0
Total women	412	1,756	2,168
Total women prior year			2,257

Grand total (2021-22)	622	2,615	3,237
Prior year data:			
Unduplicated headcount (2020-21)			3,382
i Total enrollment Fall 2021 <i>NOTE: Grand total (2021-22) calculated above is expected to be greater than Total enrollment Fall 2021.</i>	564	1,969	2,533

Institution: CUNY Brooklyn College (190549)

User ID: P1905492

Part A - Gender Unknown or another gender than Men/Women categories

12-month Unduplicated Count by Gender Unknown or another gender than provided men/women categories

- The 'gender unknown' category is to report students for whom the institution does not know a gender.
- Institutions should not ask students that do not select a binary gender to allocate themselves to a binary gender category; it is up to the institution to allocate unknown students and students that indicate another gender into the binary categories throughout the forms where required. One method commonly used by institutions is to allocate these students to the binary categories required in other parts of the form using the proportion of men to women reported.

Is your institution able to report **another gender** for the 2022-23 data collection? If you indicate 'No', your institution should leave the cells in the rows for '**Another gender**' blank (i.e., do not report 0). If you indicate 'Yes', but no students identified as **another gender**, please enter '0'.

Undergraduate students:

- Yes
 No

Graduate students:

- Yes
 No

Of the total students reported, how many students did you allocate to a binary gender category (Men/Women) because their gender was unknown or another gender than the provided categories?

	Number of students	
	Undergraduate students	Graduate students
Grand total	15,997	3,237
Gender unknown (i.e., gender information is not known or not collected).	26	23
Another gender (i.e., gender information is known but does not fall into either of the mutually exclusive binary categories provided [Men/Women]).	15	4
Total of Gender unknown + Another gender	41	27
Total of Students for whom gender is known and falls into one of the mutually exclusive binary categories provided [Men/Women]	15,956	3,210

Institution: CUNY Brooklyn College (190549)


User ID: P1905492

Part A – 12-month Enrollment by Distance Education Status

12-month Unduplicated Count - Distance Education Status

July 1, 2021 – June 30, 2022

	Undergraduate Students		Graduate Students
	Degree/certificate-seeking	Non-degree/non-certificate-seeking	
Students <i>enrolled exclusively</i> in <u>distance education courses</u>	2,458	944	1,040
Students <i>enrolled in at least one but not all</i> distance education courses	10,704	538	1,896
Students <i>not enrolled in any</i> distance education courses	1,136	217	301
Total (from prior part A screens)	14,298	1,699	3,237

 You may use the box below to provide additional context for the data you have reported above. Context notes will be posted on the College Navigator website. Therefore, you should write all context notes using proper grammar (e.g., complete sentences with punctuation) and common language that can be easily understood by students and parents (e.g., spell out acronyms).

Institution: CUNY Brooklyn College (190549)

Part B - Instructional Activity

12-month Instructional Activity

July 1, 2021 - June 30, 2022

Instructional Activity Reporting Reminder:

- Instructional activity is used to calculate an IPEDS FTE based on the institution's reported calendar system.
- Graduate credit hour activity should not include any doctor's – professional practice activity, the total of those students' FTE is entered separately instead.

FTE Reporting Reminder:

- Institutions need not report their own calculations of undergraduate or graduate FTE unless IPEDS FTE calculations would be misleading for comparison purposes among all IPEDS reporting institutions.

Instructional Activity

	2021-22 total activity	Prior year data
Undergraduate level:		
<u>Credit hour activity</u>	339,657	400,296
Graduate level:		
<u>Credit hour activity</u>	44,360	48,889


Full-Time Equivalent (FTE) of Students

Calendar system (as reported on the prior year IC Header survey component):	Semester
---	----------

If the IPEDS calculated FTE estimates below are not reasonable, **AND** you have reported the correct instructional activity hours above, enter your best FTE estimate in the "Institution reported FTE" column below and save the page. This option should be used **ONLY** if the calculated estimate is not reasonable for your institution and IPEDS comparisons.

Please provide your best estimate of undergraduate and graduate FTE for the 12-month reporting period **only if the calculated FTE estimate below is not reasonable for IPEDS comparison purposes**. Please provide an explanation in the context box if the option is used due to Coronavirus Pandemic.

	Calculated FTE 2021-22	Institution reported FTE 2021-22	Prior year FTE 2020-21
Undergraduate student FTE	11,322	11,322	13,343
Graduate student FTE	1,848	1,848	2,037
Total FTE students	13,170	13,170	15,380

 Context notes will be posted on the College Navigator website. Therefore, you should write all context notes using proper grammar (e.g., complete sentences with punctuation) and common language that can be easily understood by students and parents (e.g., spell out acronyms).

Prepared by

Prepared by

Reporting Reminders:

- The name of the preparer is being collected so that we can follow up with the appropriate person in the event that there are questions concerning the data.
- The Keyholder will be copied on all email correspondence to other preparers.
- The time it took to prepare this component is being collected so that we can continue to improve our estimate of the reporting burden associated with IPEDS.
- Please include in your estimate the time it took for you to review instructions, query and search data sources, complete and review the component, and submit the data through the Data Collection System.
- Thank you for your assistance.

This survey component was prepared by:

<input type="radio"/>	Keyholder	<input type="radio"/>	SFA Contact	<input type="radio"/>	HR Contact
<input type="radio"/>	Finance Contact	<input type="radio"/>	Academic Library Contact	<input type="radio"/>	Other

Name:

Email:

How many staff from your institution only were involved in the data collection and reporting process of this survey component?

Number of Staff (including yourself)

How many hours did you and others from your institution only spend on each of the steps below when responding to this survey component?
Exclude the hours spent collecting data for state and other reporting purposes.

Staff member	Collecting Data Needed	Revising Data to Match IPEDS Requirements	Entering Data	Revising and Locking Data
Your office	<input type="text"/> hours	<input type="text"/> hours	<input type="text"/> hours	<input type="text"/> hours
Other offices	<input type="text"/> hours	<input type="text"/> hours	<input type="text"/> hours	<input type="text"/> hours

Institution: CUNY Brooklyn College (190549)

User ID: P1905492

Summary screen

12-Month Enrollment Component Summary

IPEDS collects important information regarding your institution. All data reported in IPEDS survey components become available in the IPEDS Data Center and appear as aggregated data in various Department of Education reports. Additionally, some of the reported data appears specifically for your institution through the College Navigator website and is included in your institution's Data Feedback Report (DFR). The purpose of this summary is to provide you an opportunity to view some of the data that, when accepted through the IPEDS quality control process, will appear on the College Navigator website and/or your DFR. College Navigator is updated approximately three months after the data collection period closes and Data Feedback Reports will be available through the [Data Center](#) and sent to your institution's CEO in November 2022.

Please review your data for accuracy. If you have questions about the data displayed below after reviewing the data reported on the survey screens, please contact the IPEDS Help Desk at: 1-877-225-2568 or ipedshelp@rti.org.

12-Month Unduplicated Headcount and Full-Time Equivalent Students

Total 12-month unduplicated headcount	19,234
Undergraduate student unduplicated headcount	15,997
Graduate student unduplicated headcount	3,237
Total 12-month full-time equivalent (FTE) student enrollment	13,170
Undergraduate student FTE	11,322
Graduate student FTE	1,848

Edit Report

12-month Enrollment

Source	Description	Severity	Resolved	Options
Screen: Full-time Undergraduate Students				
Upload File	The number entered is outside the expected range when compared with the prior year value. Please correct your data or explain. (Error #9020)	Explanation	Yes	
Reason	The number is correct - Brooklyn saw a decrease in enrollment especially among women.			