

## Academic Libraries 2015-16

Institution: CUNY Brooklyn College (190549)

User ID: P1905491

### Overview

#### Academic Libraries Overview

Welcome to the IPEDS Academic Libraries (AL) survey component. The purpose of the AL component of IPEDS is to collect information on library collections, library expenses, and library services for libraries in degree-granting postsecondary institutions.

#### Recent changes

There are a few changes to the 2015-16 Academic Libraries component from the 2014-15 collection. Visit the [Academic Libraries Resource](#) page for a list of the changes and additional reporting resources.

#### Data Reporting Reminders

Report all data for fiscal year (FY) 2015. Fiscal year 2015 is defined as the most recent 12-month period that ends before October 1, 2015, that corresponds to the institution's fiscal year.

#### Coverage:

Include data for the main or central academic library and all branch and independent libraries that were open all or part of the fiscal year 2015. Branch and independent libraries are defined as auxiliary library service outlets with quarters separate from the central library that houses the basic collection. The central library administers the branches. Libraries on branch campuses that have separate IPEDS unit identification numbers are reported as separate libraries.

#### Resources:

To download the survey materials for this component: [Survey Materials](#)  
To access your prior year data submission for this component: [Reported Data](#)

For more information about the previous survey: [Academic Libraries Survey](#)

If you have questions about completing this survey, please contact the **IPEDS Help Desk at 1-877-225-2568**.

Institution: CUNY Brooklyn College (190549)

User ID: P1905491

**Screening Questions****Were your annual total library expenses for Fiscal Year 2015:**

<input type="radio"/>	Less than \$100,000	<input checked="" type="radio"/>	Greater than or equal to \$100,000
-----------------------	---------------------	----------------------------------	------------------------------------

**Is the library collection entirely electronic?**

<input checked="" type="radio"/>	No	<input type="radio"/>	Yes
----------------------------------	----	-----------------------	-----





Institution: CUNY Brooklyn College (190549)

User ID: P1905491

**Library Collections/Circulation**

**Section I:**  
**For all degree-granting institutions with**  
**library expenses >0**

**NOTE - This section of the survey collects data on selected types of material. It does not cover all materials.**  
**Report the total number of each category held at the END of Fiscal Year 2015.**

<u>Library Collections</u>	Physical		Digital/Electronic		Total
		Prior Year Amount		Prior Year Amount	
Books	 836,240	1,651,365	482,291	380,724	
Databases			226	181	
Media	 33,655	130,497	781,536	120,923	
<b>Total</b>	 869,895	1,781,862	 1,264,053	501,828	2,133,948
<b>Library Circulation</b>	35,479	112,795	320,950	42,729	356,429



**You may use the space below to provide context for the data you've reported above.**

CUNY Office of Library Services has produced reports that are more accurate than historical figures.

Institution: CUNY Brooklyn College (190549)

User ID: P1905491

**Expenses and Interlibrary Services**

<b>Section II:</b> <b>For degree-granting institutions with</b> <b>library expenses &gt;= \$100,000</b>		
<b>Library expenses</b> should be reported for the most recent 12-month period that corresponds to your institution's fiscal year that ends before October 1, 2015.		
		<b>Prior Year Amount</b>
<b>?</b> <b>Indicate the number of <u>branch and independent libraries</u> (exclude the main or central library).</b>	<input type="text" value="0"/>	<b>0</b>
<b>?</b> <b>Expenses</b>	<b>Amount</b>	
Total <u>salaries and wages</u> for the library staff	 <input type="text" value="2,469,106"/>	<b>3,725,805</b>
Are staff <u>fringe benefits</u> paid out of the library budget?		
<input checked="" type="radio"/> No		
<input type="radio"/> Yes	<b>Total Fringe benefits</b> <input type="text"/>	<b>0</b>
<b>Materials/services expenses</b>		
One-time purchases of <u>books</u> , <u>serial backfiles</u> , and other materials	<input type="text" value="260,936"/>	
<u>Ongoing commitments to subscriptions</u>	<input type="text" value="1,128,510"/>	
All other materials/service cost	<input type="text" value="4,392"/>	
<b>Total materials/services expenses</b>	1,393,838	<b>1,551,426</b>
<b>Operations and maintenance expenses</b>		
<u>Preservation services</u>	<input type="text" value="750"/>	
All other operations and maintenance expenses	<input type="text" value="51,043"/>	
<b>Total operations and maintenance expenses</b>	51,793	<b>58,818</b>
<b>Total Expenses</b>	 3,914,737	<b>5,336,049</b>
<b>Total Expenses (minus Fringe Benefits)</b>	3,914,737	<b>5,336,049</b>
<b><u>Interlibrary Services</u></b>	<b>Number</b>	
Total interlibrary loans and documents provided to other libraries	<input type="text" value="8,378"/>	<b>7,843</b>
Total interlibrary loans and documents received	<input type="text" value="2,114"/>	<b>2,369</b>
<b>Does your library support <u>virtual reference services</u>?</b>		

<input type="radio"/>	No	<input checked="" type="radio"/>	Yes
<b>You may use the space below to provide context for the data you've reported above.</b>			
<div><div>The Office of Library Services has produced table of information that are more accurate than historical numbers than we had been using.</div><div></div></div>			

Institution: CUNY Brooklyn College (190549)

User ID: P1905491

**Summary****Academic Libraries Component Summary**

IPEDS collects important information regarding your institution. All data reported in IPEDS survey components become available in the IPEDS Data Center and appear as aggregated data in various Department of Education reports. Additionally, some of the reported data appears in your institution's Data Feedback Report (DFR). The purpose of this summary is to provide you an opportunity to view some of the data that, when accepted through the IPEDS quality control process, will appear on your DFR. Data Feedback Reports will be available through the [Data Center](#) and sent to your institution's CEO in November 2016.

Please review your data for accuracy. If you have questions about the data displayed below after reviewing the data reported on the survey screens, please contact the IPEDS Help Desk at: 1-877-225-2568 or [ipedshelp@rti.org](mailto:ipedshelp@rti.org).

<b>Library Collections/Circulation</b>	<b>Physical Collection</b>	<b>Digital/Electronic Collection</b>
Books	836,240	482,291
Databases		226
Media	33,655	781,536
Total Collection	869,895	1,264,053
Total Circulation	35,479	320,950

<b>Expenses</b>	<b>Amount</b>
Salaries and wages	\$2,469,106
Fringe benefits	N/A
Materials/services expenses	\$1,393,838
Operations and maintenance expenses	\$51,793
Total expenses	\$3,914,737

Institution: CUNY Brooklyn College (190549)

User ID: P1905491

[Edit Report](#)**Academic Libraries****CUNY Brooklyn College (190549)**

Source	Description	Severity	Resolved	Options
--------	-------------	----------	----------	---------

**Screen: Collections/Circulation**

Screen Entry	The number entered (836,240) is outside the expected range of between 1,155,956 and 2,146,774 compared to the prior year value. Please correct your data or explain. (Error #15015)	Explanation	Yes	
Reason:	Better reports have been generated than what we had been using.			
Screen Entry	The number entered (33,655) is outside the expected range of between 91,348 and 169,646 compared to the prior year value. Please correct your data or explain. (Error #15015)	Explanation	Yes	
Reason:	Microfilm count was previously inflated.			
Screen Entry	The calculated value (869,895) is outside the expected range of between 1,425,490 and 2,138,234 compared to the prior year value. Please correct your data or explain. (Error #15027)	Explanation	Yes	
Reason:	Better reports have been generated than the historical data we had been using.			
Screen Entry	The calculated value (1,264,053) is outside the expected range of between 351,280 and 652,376 compared to the prior year value. Please correct your data or explain. (Error #15027)	Explanation	Yes	
Reason:	Better reports were generated by our Office of Library Services. We had been using historical data.			

**Screen: Expenses and Interlibrary Services**

Screen Entry	The number entered (2,469,106) is outside the expected range of between 2,980,644 and 4,470,966 compared to the prior year value. Please correct your data or explain. (Error #15015)	Explanation	Yes	
Reason:	We have lost staff and no replacements have been given.			
Screen Entry	The calculated value (3,914,737) is outside the expected range of between 4,268,840 and 6,403,258 compared to the prior year value. Please correct your data or explain. (Error #15027)	Explanation	Yes	
Reason:	Down due to staffing being lowered.			