

Admissions 2017-18

Institution: CUNY Brooklyn College (190549)

User ID: P1905491

Overview

Admissions Overview

Welcome to the IPEDS Admissions (ADM) survey component. The primary purpose of ADM is to collect basic information about the undergraduate selection process for entering first-time, degree/certificate-seeking students. This includes information about admissions considerations, admissions yields, and SAT and ACT test scores (if test scores are required for admission). ADM will be collected only from institutions that do not have an open admissions policy for entering first-time students.

Recent changes

- SAT Evidence-Based Reading and Writing and math scores should be reported based on the new (2016) SAT score range 200-800.
- Due to changes in the SAT, institutions will need to convert scores from the old SAT to the new (2016) SAT using College Board Concordance tables.

Data Reporting Reminders

- ADM covers data for the most recent Fall period.
- ADM is only applicable to first-time entering students; do not include other students in the number of applicants, number of admits, and number (of admitted) that enrolled. Only include levels (full-time, part-time) that you indicated were offered in the IC Header. If you made an error in the IC Header, please call the IPEDS Help Desk.

Resources:

To download the survey materials for this component: [Survey Materials](#)

To access your prior year data submission for this component: [Reported Data](#)

If you have questions about completing this survey, please contact the **IPEDS Help Desk at 1-877-225-2568**.


Admissions Considerations

1. Please select the option that best describes how your institution uses any of the following data in its undergraduate selection process.

Admission Considerations	Required	Considered but not required	Recommended	Neither Required nor Recommended
Secondary school GPA	<input checked="" type="radio"/>	<input type="radio"/>	<input type="radio"/>	<input type="radio"/>
Secondary school rank	<input type="radio"/>	<input type="radio"/>	<input type="radio"/>	<input checked="" type="radio"/>
Secondary school record	<input checked="" type="radio"/>	<input type="radio"/>	<input type="radio"/>	<input type="radio"/>
Completion of college-preparatory program	<input checked="" type="radio"/>	<input type="radio"/>	<input type="radio"/>	<input type="radio"/>
Recommendations	<input type="radio"/>	<input type="radio"/>	<input type="radio"/>	<input checked="" type="radio"/>
Formal demonstration of competencies (e.g., portfolios, certificates of mastery, assessment instruments)	<input checked="" type="radio"/>	<input type="radio"/>	<input type="radio"/>	<input type="radio"/>

Admission test scores

SAT / ACT	<input checked="" type="radio"/>	<input type="radio"/>	<input type="radio"/>	<input type="radio"/>
Other Test (ABT, Wonderlic, WISC-III, etc.) Note: If this is the only requirement other than a diploma or equivalent, and few students are not admitted due to this test, your institution is open enrollment. Please contact the Help Desk to correct your response to this question.	<input type="radio"/>	<input type="radio"/>	<input type="radio"/>	<input checked="" type="radio"/>
TOEFL (Test of English as a Foreign Language)	<input checked="" type="radio"/>	<input type="radio"/>	<input type="radio"/>	<input type="radio"/>

 You may use the space below to provide context for the data you've reported above. These context notes will be posted on the College Navigator website, and should be written to be understood by students and parents.

Selection Process - A/A/E

2. Provide the number of first-time, degree/certificate-seeking undergraduate students who applied, who were admitted, and who enrolled (either full- or part-time) at your institution for Fall 2017. Include early decision, early action, and students who began studies during the summer prior to Fall 2017.

Remember that this question is only applicable to first-time students, do not include other students in these totals.


Only include levels that you indicated were offered in the IC Header. If you made an error in the IC Header, please remember to fix the error the next year.


	Men	Women	Total
Number of <u>applicants</u>	9,528	11,114	20,642
Number of <u>admissions</u>	3,682	4,663	8,345
Number (of admitted) that enrolled <u>full-time</u>	785	857	1,642
Number (of admitted) that enrolled <u>part-time</u>	11	9	20
Total enrolled full-time and part-time	796	866	1,662
Percent of admissions enrolled full-time and part-time	22	19	20

Selection Process - Test Scores

3. Provide data for Fall 2017. Include new students admitted the summer prior to Fall 2017.

SAT scores for 2017-18 must be reported using the new (2016) SAT score scale. Please see instructions for more information.

Number of enrolled students that submitted SAT scores		<input type="text" value="1,138"/>
Percent of enrolled students that submitted SAT scores		<input type="text" value="88"/>
Number of enrolled students that submitted ACT scores		<input type="text"/>
Percent of enrolled students that submitted ACT scores		<input type="text"/>
	25th Percentile	75th Percentile
SAT Evidence-Based Reading and Writing	<input type="text" value="520"/>	<input type="text" value="600"/>
SAT Math	<input type="text" value="530"/>	<input type="text" value="610"/>
ACT Composite	<input type="text"/>	<input type="text"/>
ACT English	<input type="text"/>	<input type="text"/>
ACT Math	<input type="text"/>	<input type="text"/>

 You may use the space below to provide context for the data you've reported above. These context notes will be posted on the College Navigator website, and should be written to be understood by students and parents.

SAT scores are one way that students can demonstrate college readiness and proficiency in reading, writing and mathematics. Additional methods are New York State Regents Exams and CUNY Basic Skills Tests in reading, writing and mathematics.

Prepared by

The name of the preparer is being collected so that we can follow up with the appropriate person in the event that there are questions concerning the data. The Keyholder will be copied on all email correspondence to other preparers.

The time it took to prepare this component is being collected so that we can continue to improve our estimate of the reporting burden associated with IPEDS. Please include in your estimate the time it took for you to review instructions, query and search data sources, complete and review the component, and submit the data through the Data Collection System.

Thank you for your assistance.

This survey component was prepared by:

<input type="radio"/>	Keyholder	<input type="radio"/>	SFA Contact	<input type="radio"/>	HR Contact
<input type="radio"/>	Finance Contact	<input type="radio"/>	Academic Library Contact	<input checked="" type="radio"/>	Other
Name:	<input type="text"/>				
Email:	<input type="text"/>				

How many staff from your institution only were involved in the data collection and reporting process of this survey component?

<input type="text"/>	Number of Staff (including yourself)
----------------------	--------------------------------------

How many hours did you and others from your institution only spend on each of the steps below when responding to this survey component?

Exclude the hours spent collecting data for state and other reporting purposes.

Staff member	Collecting Data Needed	Revising Data to Match IPEDS Requirements	Entering Data	Revising and Locking Data
Your office	<input type="text"/> hours	<input type="text"/> hours	<input type="text"/> hours	<input type="text"/> hours
Other offices	<input type="text"/> hours	<input type="text"/> hours	<input type="text"/> hours	<input type="text"/> hours

Summary**Admissions Component Summary**

IPEDS collects important information regarding your institution. All data reported in IPEDS survey components become available in the IPEDS Data Center and appear as aggregated data in various Department of Education reports. Additionally, some of the reported data appears specifically for your institution through the College Navigator website and is included in your institution's Data Feedback Report (DFR). The purpose of this summary is to provide you an opportunity to view some of the data that, when accepted through the IPEDS quality control process, will appear on the College Navigator website and/or your DFR. College Navigator is updated approximately three months after the data collection period closes and Data Feedback Reports will be available through the [Data Center](#) and sent to your institution's CEO in November 2017.

Please review your data for accuracy. If you have questions about the data displayed below after reviewing the data reported on the survey screens, please contact the IPEDS Help Desk at: 1-877-225-2568 or ipedshelp@rti.org.

ADMISSIONS INFORMATION				
Undergraduate Admissions		Total	Male	Female
	Number of applicants	20,642	9,528	11,114
	Percent admitted	40%	39%	42%
	Percent admitted who enrolled	20%	22%	19%
Admissions Considerations		Required		Recommended
		Secondary school GPA Secondary school record Completion of college-preparatory program Formal demonstration of competencies (e.g., portfolios, certificates of mastery, assessment instruments) Admission test scores (SAT/ACT) TOEFL (Test of English as a Foreign language)		N/A

Test Scores		# Submitting Scores	% Submitting Scores
	SAT	1,138	88%
	ACT		N/A
		25 th Percentile	75 th Percentile
	SAT Evidence-Based Reading and Writing	520	600
	SAT Math	530	610
	ACT Composite		
	ACT English		
	ACT Math		

Admissions

CUNY Brooklyn College (190549)

Source	Description	Severity	Resolved	Options
Screen: Selection Process - Test Scores				
Screen Entry	The number of enrolled students that submitted test scores (SAT + ACT) reported on the Selection Process - Test Scores screen should be greater than or equal to the total number that enrolled full-time and part-time reported on the Selection Process - A/A/E screen. Please correct your data or explain. (Error #14232)	Explanation	Yes	
Reason:	SAT scores are one way that students can demonstrate college readiness and proficiency in reading, writing and mathematics. Additional methods are New York State Regents Exams and CUNY Basic Skills Tests in reading, writing and mathematics.			