

Institution: CUNY Brooklyn College (190549)

User ID: P1905491

Completions Overview

Welcome to the IPEDS Completions survey component. The Completions component is one of several IPEDS components that is conducted during the Fall data collection period. It collects the number of degrees and certificates awarded by field of study, level of award, race/ethnicity, and gender. The reporting period for the Completions component is during the 12-month time period beginning July 1 of the previous calendar year and ending June 30 of the current calendar year; therefore, for this year's Completions component, the reporting period is between July 1, 2015 and June 30, 2016. The Completions component is also collecting the number of students (e.g., completers) who earned awards between July 1, 2015 and June 30, 2016.

Completions Common Errors

Some common completions component errors include the following:

- Including award levels on your current year Completions that were not reported on your previous year's (PY) Institutional Characteristics (IC). [Award levels in the PY IC component cannot be changed; therefore, contact the IPEDS Help Desk at 1-877-225-2568 if you need assistance.]
- Forgetting to select CIP codes for new programs of study that are offered by the institution, but do not have completions for the reporting period.
- Forgetting to enter in zero in at least one of the cells for CIP codes that do not have completions.

Recent Changes

- The following question on **distance education** has been added to the bottom of each individual "CIP Data" screen:
"Is this program offered as a distance education program?"
- The following two screens, which collect data specifically on students were added to this component, beginning in the 2013-14 survey year:
 - **"All Completers"** - Collects the number of students who earned an award between July 1, 2015 and June 30, 2016 by gender and race/ethnicity. (The intent of this screen is to collect an **unduplicated count** of total numbers of completers.)
 - **"Completers by Level"** - Collects the number of students who earned an award between July 1, 2015 and June 30, 2016 by award level and 1) by gender; 2) by race/ethnicity; and 3) by age.
- The definition for Post-baccalaureate Certificate has changed slightly for the 2016-17 collection. The new definition is as follows: **An award that requires completion of an organized program of study beyond the bachelor's. It is designed for persons who have completed a baccalaureate degree, but does not meet the requirements of a master's degree.**

NOTE: Even though Teacher Preparation certificate programs may require a bachelor's degree for admission, they are considered sub-baccalaureate undergraduate programs, and students in these programs are undergraduate students.

General Information

CIP Codes:

The [CIP 2010 Website](#) includes a list of new CIP codes, a list of deleted CIP codes, a list of moved CIP Codes, and an online crosswalk of the 2000 CIP and 2010 CIP.

The Resources Page of the CIP 2010 website contains many valuable resources including:

- CIP 2010 Manual and copies of previous editions of the CIP Manual
- Crosswalk between the 2000 CIP codes and the 2010 CIP codes in Excel format

Keep in mind that some information provided by institutions on the Completions component appear in the [College Navigator](#), which is a major tool used by consumers searching for information about postsecondary education. It is therefore vitally important that you include accurate information about your institution.

Survey materials can be downloaded using the following link: [Survey Materials](#).

The prior year revision system can be accessed using the following link: [Prior Year Revision System](#)

Completions CIP Data

CIPCODE	Award Level	Major	Gender	Non Resident Alien	Hispanic / Latino	American Indian or Alaska Native	Asian	Black or African American	Native Hawaiian or Other Pacific Islander	White	Two or more Races	Race/ ethnicity unknown	Total	distance education program
03.0103 Environmental Studies	5 - Bachelor's degree	1	Men	0	0	0	0	0	0	0	0	0	0	
			Women	0	0	0	0	0	0	0	0	0	0	
			Total	0	0	0	0	0	0	0	0	0	0	No
03.0103 Environmental Studies	5 - Bachelor's degree	2	Men	0	0	0	0	0	0	0	0	0	0	
			Women	0	0	0	0	0	0	0	0	0	0	
			Total	0	0	0	0	0	0	0	0	0	0	No
05.0102 American/United States Studies/Civilization	5 - Bachelor's degree	1	Men	0	1	0	0	0	0	0	0	0	1	
			Women	0	1	0	0	0	0	0	0	0	1	
			Total	0	2	0	0	0	0	0	0	0	2	No
05.0201 African-American/Black Studies	5 - Bachelor's degree	1	Men	0	0	0	0	0	0	0	0	0	0	
			Women	0	0	0	0	4	0	0	0	0	4	
			Total	0	0	0	0	4	0	0	0	0	4	No
05.0203 Hispanic-American, Puerto Rican, and Mexican-American/Chicano Studies	5 - Bachelor's degree	1	Men	0	0	0	0	1	0	0	0	0	1	
			Women	0	1	0	0	0	0	0	0	0	1	
			Total	0	1	0	0	1	0	0	0	0	2	No
05.0207 Women's Studies	5 - Bachelor's degree	1	Men	0	0	0	0	0	0	0	0	0	0	
			Women	0	0	0	0	2	0	2	0	0	4	
			Total	0	0	0	0	2	0	2	0	0	4	No
05.0299 Ethnic, Cultural Minority, Gender, and Group Studies, Other	5 - Bachelor's degree	1	Men	0	0	0	0	2	0	0	0	0	2	
			Women	0	18	0	2	21	0	8	3	0	52	
			Total	0	18	0	2	23	0	8	3	0	54	No
09.0100 Communication, General	5 - Bachelor's degree	1	Men	0	0	0	0	0	0	0	0	0	0	
			Women	0	0	0	0	0	0	0	0	0	0	
			Total	0	0	0	0	0	0	0	0	0	0	No
09.0101 Speech Communication and Rhetoric	5 - Bachelor's degree	1	Men	0	3	0	0	3	0	2	0	0	8	
			Women	2	12	0	0	9	0	6	0	0	29	
			Total	2	15	0	0	12	0	8	0	0	37	No
09.0102 Mass Communication/Media Studies	7 - Master's degree	1	Men	0	0	0	0	0	0	1	0	0	1	
			Women	0	1	0	1	2	0	1	0	0	5	
			Total	0	1	0	1	2	0	2	0	0	6	No
09.0401 Journalism	5 - Bachelor's degree	1	Men	0	5	0	0	1	0	0	0	0	6	
			Women	1	4	0	1	7	0	3	2	0	18	
			Total	1	9	0	1	8	0	3	2	0	24	No
09.0401 Journalism	5 - Bachelor's degree	2	Men	0	0	0	0	0	0	0	0	0	0	
			Women	0	0	0	0	0	0	0	0	0	0	
			Total	0	0	0	0	0	0	0	0	0	0	No
09.0402 Broadcast Journalism	5 - Bachelor's degree	1	Men	0	3	0	1	0	0	1	0	0	5	
			Women	0	5	0	1	8	0	2	1	0	17	
			Total	0	8	0	2	8	0	3	1	0	22	No
09.0701 Radio and Television	5 - Bachelor's degree	1	Men	1	3	0	2	6	0	16	0	0	28	
			Women	3	5	0	4	14	0	5	1	0	32	
			Total	4	8	0	6	20	0	21	1	0	60	No
09.0701		1	Men	0	0	0	0	2	0	1	0	0	3	

CIPCODE	Award Level	Major	Gender	Non Resident Alien	Hispanic / Latino	American Indian or Alaska Native	Asian	Black or African American	Native Hawaiian or Other Pacific Islander	White	Two or more Races	Race/ ethnicity unknown	Total	distance education program
Radio and Television	7 - Master's degree		Women	1	2	0	0	2	0	2	0	0	7	
			Total	1	2	0	0	4	0	3	0	0	10	No
09.0701 Radio and Television	5 - Bachelor's degree	2	Men	0	0	0	0	0	0	0	0	0	0	
			Women	0	0	0	0	0	0	0	0	0	0	
			Total	0	0	0	0	0	0	0	0	0	0	No
11.0101 Computer and Information Sciences, General	5 - Bachelor's degree	1	Men	4	3	0	27	6	0	21	1	0	62	
			Women	0	2	0	1	1	0	5	0	0	9	
			Total	4	5	0	28	7	0	26	1	0	71	No
11.0199 Computer and Information Sciences, Other	5 - Bachelor's degree	1	Men	0	0	0	0	0	0	0	0	0	0	
			Women	0	0	0	0	0	0	0	0	0	0	
			Total	0	0	0	0	0	0	0	0	0	0	No
11.0199 Computer and Information Sciences, Other	7 - Master's degree	1	Men	0	0	0	0	0	0	0	0	0	0	
			Women	0	0	0	0	0	0	0	0	0	0	
			Total	0	0	0	0	0	0	0	0	0	0	No
11.0202 Computer Programming, Specific Applications	6 - Postbaccalaureate certificates	1	Men	0	0	0	0	0	0	0	0	0	0	
			Women	0	0	0	0	0	0	0	0	0	0	
			Total	0	0	0	0	0	0	0	0	0	0	No
11.0301 Data Processing and Data Processing Technology/Technician	1 - Awards of less than 1 academic year	1	Men	0	0	0	0	0	0	0	0	0	0	
			Women	0	0	0	0	0	0	0	0	0	0	
			Total	0	0	0	0	0	0	0	0	0	0	No
11.0401 Information Science/Studies	5 - Bachelor's degree	1	Men	0	3	0	2	1	0	2	0	0	8	
			Women	0	0	0	1	1	0	1	0	0	3	
			Total	0	3	0	3	2	0	3	0	0	11	No
11.0401 Information Science/Studies	7 - Master's degree	1	Men	1	0	0	0	5	0	1	0	0	7	
			Women	4	0	0	0	1	0	1	0	0	6	
			Total	5	0	0	0	6	0	2	0	0	13	No
11.0701 Computer Science	5 - Bachelor's degree	1	Men	0	0	0	0	0	0	0	0	0	0	
			Women	0	0	0	0	0	0	0	0	0	0	
			Total	0	0	0	0	0	0	0	0	0	0	No
11.0701 Computer Science	7 - Master's degree	1	Men	1	0	0	2	0	0	2	0	0	5	
			Women	2	0	0	0	1	0	0	0	0	3	
			Total	3	0	0	2	1	0	2	0	0	8	No
11.0801 Web Page, Digital/Multimedia and Information Resources Design	5 - Bachelor's degree	1	Men	0	0	0	1	0	0	2	0	0	3	
			Women	0	1	0	0	0	0	1	0	0	2	
			Total	0	1	0	1	0	0	3	0	0	5	No
13.0411 Superintendency and Educational System Administration	7 - Master's degree	1	Men	0	0	0	0	0	0	10	0	0	10	
			Women	0	1	0	1	11	0	22	0	0	35	
			Total	0	1	0	1	11	0	32	0	0	45	No
13.1013 Education/Teaching of Individuals with Autism	6 - Postbaccalaureate certificates	1	Men	0	0	0	0	0	0	0	0	0	0	
			Women	0	1	0	0	2	0	4	0	0	7	
			Total	0	1	0	0	2	0	4	0	0	7	No
13.1015	7 - Master's degree	1	Men	0	0	0	0	0	0	1	0	0	1	
			Women	0	4	0	6	5	0	5	0	0	20	
			Total	0	4	0	6	5	0	6	0	0	21	No

CIPCODE	Award Level	Major	Gender	Non Resident Alien	Hispanic / Latino	American Indian or Alaska Native	Asian	Black or African American	Native Hawaiian or Other Pacific Islander	White	Two or more Races	Race/ ethnicity unknown	Total	distance education program
Education/Teaching of Individuals in Early Childhood Special Education Programs														
13.1017 Education/Teaching of Individuals in Elementary Special Education Programs	7 - Master's degree	1	Men	0	1	0	0	0	0	9	0	0	10	
			Women	0	10	0	6	16	0	22	0	0	54	
			Total	0	11	0	6	16	0	31	0	0	64	No
13.1019 Education/Teaching of Individuals in Secondary Special Education Programs	7 - Master's degree	1	Men	0	4	0	2	4	0	11	0	0	21	
			Women	1	6	1	3	10	0	17	0	0	38	
			Total	1	10	1	5	14	0	28	0	0	59	No
13.1101 Counselor Education/School Counseling and Guidance Services	7 - Master's degree	1	Men	0	1	0	0	3	0	2	0	0	6	
			Women	0	8	0	2	11	0	10	1	0	32	
			Total	0	9	0	2	14	0	12	1	0	38	No
13.1101 Counselor Education/School Counseling and Guidance Services	8 - Post-Master's certificates	1	Men	0	1	0	1	0	0	0	0	0	2	
			Women	0	2	0	1	8	0	5	1	0	17	
			Total	0	3	0	2	8	0	5	1	0	19	No
13.1202 Elementary Education and Teaching	5 - Bachelor's degree	1	Men	0	3	0	1	0	0	2	0	0	6	
			Women	4	17	0	12	12	1	17	0	0	63	
			Total	4	20	0	13	12	1	19	0	0	69	No
13.1202 Elementary Education and Teaching	7 - Master's degree	1	Men	0	1	0	1	2	0	2	0	0	6	
			Women	0	4	0	6	6	0	15	1	0	32	
			Total	0	5	0	7	8	0	17	1	0	38	No
13.1203 Junior High/Intermediate/Middle School Education and Teaching	7 - Master's degree	1	Men	0	1	0	1	1	0	1	0	0	4	
			Women	0	2	0	3	2	0	5	0	0	12	
			Total	0	3	0	4	3	0	6	0	0	16	No
13.1210 Early Childhood Education and Teaching	5 - Bachelor's degree	1	Men	0	0	0	1	0	0	0	0	0	1	
			Women	1	21	0	18	19	0	36	0	0	95	
			Total	1	21	0	19	19	0	36	0	0	96	No
13.1210 Early Childhood Education and Teaching	7 - Master's degree	1	Men	0	0	0	0	0	0	1	0	0	1	
			Women	1	6	0	3	13	0	19	0	0	42	
			Total	1	6	0	3	13	0	20	0	0	43	No
13.1302 Art Teacher Education	7 - Master's degree	1	Men	0	0	0	0	0	0	4	0	0	4	
			Women	0	2	0	2	0	0	11	0	0	15	
			Total	0	2	0	2	0	0	15	0	0	19	No
13.1305 English/Language Arts Teacher Education	5 - Bachelor's degree	1	Men	0	1	0	1	1	0	1	0	0	4	
			Women	0	4	0	1	7	0	5	0	0	17	
			Total	0	5	0	2	8	0	6	0	0	21	No
13.1305 English/Language Arts Teacher Education	7 - Master's degree	1	Men	0	0	0	0	3	0	10	0	0	13	
			Women	0	5	0	3	7	0	20	0	0	35	
			Total	0	5	0	3	10	0	30	0	0	48	No
13.1307 Health Teacher Education	7 - Master's degree	1	Men	0	0	0	0	0	0	0	0	0	0	
			Women	0	0	0	0	0	0	0	0	0	0	
			Total	0	0	0	0	0	0	0	0	0	0	No
13.1311		1	Men	0	0	0	2	0	0	0	0	0	2	

[illegible]

CIPCODE	Award Level	Major	Gender	Non Resident Alien	Hispanic / Latino	American Indian or Alaska Native	Asian	Black or African American	Native Hawaiian or Other Pacific Islander	White	Two or more Races	Race/ ethnicity unknown	Total	distance education program
French Language Teacher Education	5 - Bachelor's degree		Women	0	0	0	0	0	0	0	0	0	0	
			Total	0	0	0	0	0	0	0	0	0	0	No
13.1325 French Language Teacher Education	7 - Master's degree	1	Men	0	0	0	0	0	0	0	0	0	0	
			Women	0	0	0	0	0	0	0	0	0	0	
			Total	0	0	0	0	0	0	0	0	0	0	No
13.1329 Physics Teacher Education	5 - Bachelor's degree	1	Men	0	0	0	0	0	0	0	0	0	0	
			Women	0	0	0	0	0	0	0	0	0	0	
			Total	0	0	0	0	0	0	0	0	0	0	No
13.1330 Spanish Language Teacher Education	5 - Bachelor's degree	1	Men	0	0	0	0	0	0	0	0	0	0	
			Women	0	1	0	0	0	0	0	0	0	1	
			Total	0	1	0	0	0	0	0	0	0	1	No
13.1330 Spanish Language Teacher Education	7 - Master's degree	1	Men	0	1	0	0	0	0	0	0	0	1	
			Women	0	0	0	0	0	0	0	0	0	0	
			Total	0	1	0	0	0	0	0	0	0	1	No
13.1337 Earth Science Teacher Education	5 - Bachelor's degree	1	Men	0	1	0	0	0	0	0	0	0	1	
			Women	0	0	0	0	0	0	0	0	0	0	
			Total	0	1	0	0	0	0	0	0	0	1	No
13.1337 Earth Science Teacher Education	7 - Master's degree	1	Men	0	0	0	0	1	0	1	0	0	2	
			Women	0	0	0	0	1	0	2	0	0	3	
			Total	0	0	0	0	2	0	3	0	0	5	No
16.0102 Linguistics	5 - Bachelor's degree	1	Men	0	2	0	0	0	0	2	0	0	4	
			Women	0	2	0	2	5	0	4	0	0	13	
			Total	0	4	0	2	5	0	6	0	0	17	No
16.0104 Comparative Literature	5 - Bachelor's degree	1	Men	0	0	0	0	0	0	0	0	0	0	
			Women	0	0	0	0	0	0	0	0	0	0	
			Total	0	0	0	0	0	0	0	0	0	0	No
16.0104 Comparative Literature	5 - Bachelor's degree	2	Men	0	0	0	0	0	0	0	0	0	0	
			Women	0	0	0	0	0	0	0	0	0	0	
			Total	0	0	0	0	0	0	0	0	0	0	No
16.0402 Russian Language and Literature	5 - Bachelor's degree	1	Men	0	0	0	0	0	0	0	0	0	0	
			Women	0	0	0	0	0	0	0	0	0	0	
			Total	0	0	0	0	0	0	0	0	0	0	No
16.0901 French Language and Literature	5 - Bachelor's degree	1	Men	0	0	0	0	0	0	0	0	0	0	
			Women	0	0	0	0	1	0	0	0	0	1	
			Total	0	0	0	0	1	0	0	0	0	1	No
16.0901 French Language and Literature	7 - Master's degree	1	Men	0	0	0	0	0	0	0	0	0	0	
			Women	0	0	0	0	0	0	0	0	0	0	
			Total	0	0	0	0	0	0	0	0	0	0	No
16.0902 Italian Language and Literature	5 - Bachelor's degree	1	Men	0	0	0	0	0	0	0	0	0	0	
			Women	0	0	0	0	0	0	0	0	0	0	
			Total	0	0	0	0	0	0	0	0	0	0	No
16.0905 Spanish Language and Literature	5 - Bachelor's degree	1	Men	0	1	0	0	0	0	0	0	0	1	
			Women	0	2	0	0	0	0	0	0	0	2	
			Total	0	3	0	0	0	0	0	0	0	3	No
16.0905	7 - Master's degree	1	Men	0	1	0	0	1	0	0	0	0	2	
			Women	0	0	0	0	0	0	1	0	0	1	

CIPCODE	Award Level	Major	Gender	Non Resident Alien	Hispanic / Latino	American Indian or Alaska Native	Asian	Black or African American	Native Hawaiian or Other Pacific Islander	White	Two or more Races	Race/ ethnicity unknown	Total	distance education program
Spanish Language and Literature			Total	0	1	0	0	1	0	1	0	0	3	No
16.1200 Classics and Classical Languages, Literatures, and Linguistics, General	5 - Bachelor's degree	1	Men	0	0	0	0	0	0	0	1	0	1	
			Women	0	0	0	0	0	0	3	0	0	3	
			Total	0	0	0	0	0	0	3	1	0	4	No
19.0501 Foods, Nutrition, and Wellness Studies, General	7 - Master's degree	1	Men	1	0	0	0	0	0	2	0	0	3	
			Women	5	1	0	0	4	0	11	0	0	21	
			Total	6	1	0	0	4	0	13	0	0	24	No
23.0101 English Language and Literature, General	5 - Bachelor's degree	1	Men	0	3	0	2	6	0	7	0	0	18	
			Women	1	7	0	4	11	0	12	1	0	36	
			Total	1	10	0	6	17	0	19	1	0	54	No
23.0101 English Language and Literature, General	7 - Master's degree	1	Men	0	1	0	1	1	0	6	1	0	10	
			Women	1	1	0	0	3	0	8	0	0	13	
			Total	1	2	0	1	4	0	14	1	0	23	No
23.1302 Creative Writing	5 - Bachelor's degree	1	Men	0	2	0	0	1	0	6	0	0	9	
			Women	0	4	0	0	5	0	3	0	0	12	
			Total	0	6	0	0	6	0	9	0	0	21	No
23.1302 Creative Writing	7 - Master's degree	1	Men	0	1	0	0	0	0	9	0	0	10	
			Women	2	1	1	0	0	0	8	0	0	12	
			Total	2	2	1	0	0	0	17	0	0	22	No
26.0101 Biology/Biological Sciences, General	5 - Bachelor's degree	1	Men	0	6	0	9	4	0	15	2	0	36	
			Women	3	7	0	13	11	0	22	1	0	57	
			Total	3	13	0	22	15	0	37	3	0	93	No
26.0101 Biology/Biological Sciences, General	7 - Master's degree	1	Men	1	0	0	0	0	0	3	0	0	4	
			Women	4	1	0	0	2	0	0	0	0	7	
			Total	5	1	0	0	2	0	3	0	0	11	No
27.0101 Mathematics, General	5 - Bachelor's degree	1	Men	2	3	0	4	3	0	6	1	0	19	
			Women	0	0	0	1	2	0	1	0	0	4	
			Total	2	3	0	5	5	0	7	1	0	23	No
27.0304 Computational and Applied Mathematics	5 - Bachelor's degree	1	Men	0	0	0	2	0	0	1	0	0	3	
			Women	0	0	0	1	0	0	1	0	0	2	
			Total	0	0	0	3	0	0	2	0	0	5	No
27.0305 Financial Mathematics	5 - Bachelor's degree	1	Men	0	0	0	0	0	0	1	0	0	1	
			Women	0	0	0	0	0	0	0	0	0	0	
			Total	0	0	0	0	0	0	1	0	0	1	No
30.3301 Sustainability Studies	5 - Bachelor's degree	1	Men	0	1	0	0	1	0	1	1	0	4	
			Women	0	0	0	0	0	0	3	0	0	3	
			Total	0	1	0	0	1	0	4	1	0	7	No
31.0501 Health and Physical Education/Fitness, General	5 - Bachelor's degree	1	Men	0	1	0	0	1	0	0	0	0	2	
			Women	0	0	0	0	0	0	0	0	0	0	
			Total	0	1	0	0	1	0	0	0	0	2	No
31.0504 Sport and Fitness Administration/Management	7 - Master's degree	1	Men	2	2	0	0	3	0	6	0	0	13	
			Women	0	1	0	0	1	0	1	0	0	3	
			Total	2	3	0	0	4	0	7	0	0	16	No
31.0505		1	Men	0	4	0	2	4	0	4	2	0	16	

CIPCODE	Award Level	Major	Gender	Non Resident Alien	Hispanic / Latino	American Indian or Alaska Native	Asian	Black or African American	Native Hawaiian or Other Pacific Islander	White	Two or more Races	Race/ ethnicity unknown	Total	distance education program
Kinesiology and Exercise Science	5 - Bachelor's degree		Women	0	2	0	2	4	0	3	0	0	11	
			Total	0	6	0	4	8	0	7	2	0	27	No
31.0505 Kinesiology and Exercise Science	7 - Master's degree	1	Men	6	0	0	0	0	0	3	0	0	9	
			Women	6	1	0	1	1	0	3	0	0	12	
			Total	12	1	0	1	1	0	6	0	0	21	No
38.0101 Philosophy	5 - Bachelor's degree	1	Men	0	2	0	1	4	0	4	0	0	11	
			Women	1	3	0	1	4	0	3	0	0	12	
			Total	1	5	0	2	8	0	7	0	0	23	No
38.0101 Philosophy	5 - Bachelor's degree	2	Men	0	0	0	0	0	0	0	0	0	0	
			Women	0	0	0	0	0	0	0	0	0	0	
			Total	0	0	0	0	0	0	0	0	0	0	No
38.0201 Religion/Religious Studies	5 - Bachelor's degree	1	Men	0	0	0	0	0	0	0	0	0	0	
			Women	0	0	0	0	0	0	0	0	0	0	
			Total	0	0	0	0	0	0	0	0	0	0	No
38.0206 Jewish/Judaic Studies	5 - Bachelor's degree	1	Men	0	0	0	1	1	0	1	0	0	3	
			Women	0	0	0	1	0	0	5	0	0	6	
			Total	0	0	0	2	1	0	6	0	0	9	No
38.0206 Jewish/Judaic Studies	7 - Master's degree	1	Men	0	0	0	0	0	0	0	0	0	0	
			Women	0	0	0	0	0	0	0	0	0	0	
			Total	0	0	0	0	0	0	0	0	0	0	No
40.0501 Chemistry, General	5 - Bachelor's degree	1	Men	0	0	0	2	2	0	9	0	0	13	
			Women	0	0	0	1	5	0	4	0	0	10	
			Total	0	0	0	3	7	0	13	0	0	23	No
40.0501 Chemistry, General	7 - Master's degree	1	Men	0	0	0	0	0	0	1	0	0	1	
			Women	1	0	0	0	0	0	0	0	0	1	
			Total	1	0	0	0	0	0	1	0	0	2	No
40.0601 Geology/Earth Science, General	5 - Bachelor's degree	1	Men	0	2	0	1	1	0	2	0	0	6	
			Women	1	0	0	1	1	0	0	0	0	3	
			Total	1	2	0	2	2	0	2	0	0	9	No
40.0601 Geology/Earth Science, General	7 - Master's degree	1	Men	0	0	0	0	1	0	2	0	0	3	
			Women	0	0	0	0	0	0	1	0	0	1	
			Total	0	0	0	0	1	0	3	0	0	4	No
40.0801 Physics, General	5 - Bachelor's degree	1	Men	1	0	0	2	0	0	1	0	0	4	
			Women	0	0	0	0	0	0	0	0	0	0	
			Total	1	0	0	2	0	0	1	0	0	4	No
40.0801 Physics, General	7 - Master's degree	1	Men	1	0	0	0	1	0	0	0	0	2	
			Women	2	0	0	0	0	0	0	0	0	2	
			Total	3	0	0	0	1	0	0	0	0	4	No
42.0101 Psychology, General	5 - Bachelor's degree	1	Men	0	19	0	15	15	0	45	2	0	96	
			Women	12	75	1	35	72	0	129	6	0	330	
			Total	12	94	1	50	87	0	174	8	0	426	No
42.0101 Psychology, General	5 - Bachelor's degree	2	Men	0	0	0	0	0	0	0	0	0	0	
			Women	0	0	0	0	0	0	0	0	0	0	
			Total	0	0	0	0	0	0	0	0	0	0	No
42.2704 Experimental Psychology	7 - Master's degree	1	Men	2	0	0	0	0	0	3	0	0	5	
			Women	2	0	0	2	1	0	5	0	0	10	

CIPCODE	Award Level	Major	Gender	Non Resident Alien	Hispanic / Latino	American Indian or Alaska Native	Asian	Black or African American	Native Hawaiian or Other Pacific Islander	White	Two or more Races	Race/ ethnicity unknown	Total	distance education program
42.2804 Industrial and Organizational Psychology	7 - Master's degree	1	Total	4	0	0	2	1	0	8	0	0	15	No
			Men	2	3	0	0	0	0	2	1	0	8	
			Women	4	2	0	1	5	0	10	0	0	22	
			Total	6	5	0	1	5	0	12	1	0	30	No
42.2805 School Psychology	7 - Master's degree	1	Men	0	1	0	1	0	0	1	0	0	3	
			Women	0	7	0	2	7	0	9	0	0	25	
			Total	0	8	0	3	7	0	10	0	0	28	No
			Men	0	0	0	1	0	0	0	0	0	1	
42.2805 School Psychology	8 - Post-Master's certificates	1	Women	0	8	0	2	5	0	11	0	0	26	
			Total	0	8	0	3	5	0	11	0	0	27	No
			Men	0	0	0	0	0	0	0	0	0	0	
			Women	0	0	0	1	0	0	3	0	0	4	
42.2807 Clinical Child Psychology	6 - Postbaccalaureate certificates	1	Total	0	0	0	1	0	0	3	0	0	4	No
			Men	0	1	0	4	0	0	1	0	0	6	
			Women	0	5	0	2	3	0	2	0	0	12	
			Total	0	6	0	6	3	0	3	0	0	18	No
45.0201 Anthropology	5 - Bachelor's degree	1	Men	0	1	0	2	2	0	5	0	0	10	
			Women	0	2	0	0	0	0	1	1	0	4	
			Total	0	3	0	2	2	0	6	1	0	14	No
			Men	0	0	0	0	0	0	0	0	0	0	
45.0601 Economics, General	7 - Master's degree	1	Women	0	0	0	0	0	0	0	0	0	0	
			Total	0	0	0	0	0	0	0	0	0	0	No
			Men	0	3	0	0	5	0	7	0	0	15	
			Women	1	4	0	2	5	0	5	3	0	20	
45.1001 Political Science and Government, General	5 - Bachelor's degree	1	Total	1	7	0	2	10	0	12	3	0	35	No
			Men	1	0	0	4	8	0	3	0	0	16	
			Women	5	1	0	0	3	0	3	1	0	13	
			Total	6	1	0	4	11	0	6	1	0	29	No
45.1001 Sociology	7 - Master's degree	1	Men	0	5	0	0	0	0	2	0	0	7	
			Women	1	8	0	3	10	1	2	1	0	26	
			Total	1	13	0	3	10	1	4	1	0	33	No
			Men	0	1	0	0	0	0	1	1	0	3	
45.1101 Sociology	5 - Bachelor's degree	1	Women	0	0	0	0	1	0	2	1	0	4	
			Total	0	1	0	0	1	0	3	2	0	7	No
			Men	0	0	0	0	0	0	0	0	0	0	
			Women	0	0	0	0	0	0	1	1	0	2	No
45.9999 Social Sciences, Other	7 - Master's degree	1	Total	0	0	0	0	0	0	1	0	0	1	
			Men	0	0	0	0	0	0	0	0	0	1	
			Women	0	0	0	0	1	0	0	0	0	1	No
			Total	0	0	0	0	1	0	1	0	0	2	No
50.0101 Visual and Performing Arts, General	5 - Bachelor's degree	1	Men	0	4	0	0	2	0	3	1	0	10	
			Women	1	8	0	1	2	0	8	1	0	21	
			Total	1	12	0	1	4	0	11	2	0	31	No
			Men	1	0	0	0	0	0	4	0	0	5	
50.0501 Drama and Dramatics/Theatre Arts, General	7 - Master's degree	1	Women	0	0	0	0	0	0	9	0	0	9	
			Total	1	0	0	0	0	0	13	0	0	14	No

CIPCODE	Award Level	Major	Gender	Non Resident Alien	Hispanic / Latino	American Indian or Alaska Native	Asian	Black or African American	Native Hawaiian or Other Pacific Islander	White	Two or more Races	Race/ ethnicity unknown	Total	distance education program
50.0602 Cinematography and Film/Video Production	2 - Awards of at least 1 but less than 2 academic years	1	Men	0	0	0	0	0	0	0	0	0	0	
			Women	0	0	0	0	0	0	0	0	0	0	
			Total	0	0	0	0	0	0	0	0	0	0	No
50.0602 Cinematography and Film/Video Production	5 - Bachelor's degree	1	Men	2	11	0	3	7	0	7	0	0	30	
			Women	4	8	0	7	1	0	5	1	0	26	
			Total	6	19	0	10	8	0	12	1	0	56	No
50.0702 Fine/Studio Arts, General	5 - Bachelor's degree	1	Men	0	3	0	4	3	0	4	0	0	14	
			Women	1	6	0	5	4	0	9	0	0	25	
			Total	1	9	0	9	7	0	13	0	0	39	No
50.0702 Fine/Studio Arts, General	7 - Master's degree	1	Men	1	0	0	0	0	0	3	0	0	4	
			Women	0	0	0	1	1	0	6	0	0	8	
			Total	1	0	0	1	1	0	9	0	0	12	No
50.0703 Art History, Criticism and Conservation	5 - Bachelor's degree	1	Men	0	0	0	0	0	0	1	0	0	1	
			Women	0	3	0	0	0	0	3	0	0	6	
			Total	0	3	0	0	0	0	4	0	0	7	No
50.0703 Art History, Criticism and Conservation	7 - Master's degree	1	Men	1	0	0	0	0	0	0	0	0	1	
			Women	1	0	0	0	0	0	3	0	0	4	
			Total	2	0	0	0	0	0	3	0	0	5	No
50.0901 Music, General	5 - Bachelor's degree	1	Men	0	0	0	0	0	0	3	0	0	3	
			Women	0	1	0	0	1	0	1	0	0	3	
			Total	0	1	0	0	1	0	4	0	0	6	No
50.0903 Music Performance, General	5 - Bachelor's degree	1	Men	0	1	0	0	0	0	2	0	0	3	
			Women	0	2	0	1	0	0	1	0	0	4	
			Total	0	3	0	1	0	0	3	0	0	7	No
50.0903 Music Performance, General	7 - Master's degree	1	Men	0	1	0	0	0	0	2	0	0	3	
			Women	1	0	0	1	0	0	4	0	0	6	
			Total	1	1	0	1	0	0	6	0	0	9	No
50.0903 Music Performance, General	8 - Post-Master's certificates	1	Men	0	0	0	0	0	0	1	0	0	1	
			Women	1	0	0	0	0	0	0	0	0	1	
			Total	1	0	0	0	0	0	1	0	0	2	No
50.0904 Music Theory and Composition	5 - Bachelor's degree	1	Men	0	0	0	0	0	0	1	0	0	1	
			Women	0	0	0	0	0	0	0	0	0	0	
			Total	0	0	0	0	0	0	1	0	0	1	No
50.0904 Music Theory and Composition	7 - Master's degree	1	Men	0	0	0	0	1	0	2	0	0	3	
			Women	0	0	0	0	0	0	0	0	0	0	
			Total	0	0	0	0	1	0	2	0	0	3	No
50.0905 Musicology and Ethnomusicology	7 - Master's degree	1	Men	0	0	0	0	0	0	0	0	0	0	
			Women	0	0	0	0	0	0	0	0	0	0	
			Total	0	0	0	0	0	0	0	0	0	0	No
51.0203 Speech-Language Pathology/Pathologist	7 - Master's degree	1	Men	0	0	0	1	0	0	1	0	0	2	
			Women	0	1	1	1	2	0	28	0	0	33	
			Total	0	1	1	2	2	0	29	0	0	35	No
51.0204	5 - Bachelor's degree	1	Men	0	1	0	1	1	0	2	0	0	5	
			Women	4	4	0	5	10	0	50	3	0	76	
			Total	4	5	0	6	11	0	52	3	0	81	No

CIPCODE	Award Level	Major	Gender	Non Resident Alien	Hispanic / Latino	American Indian or Alaska Native	Asian	Black or African American	Native Hawaiian or Other Pacific Islander	White	Two or more Races	Race/ ethnicity unknown	Total	distance education program
Audiology/Audiologist and Speech-Language Pathology/Pathologist														
51.0204 Audiology/Audiologist and Speech-Language Pathology/Pathologist	5 - Bachelor's degree	2	Men	0	0	0	0	0	0	0	0	0	0	
			Women	0	0	0	0	0	0	0	0	0	0	
			Total	0	0	0	0	0	0	0	0	0	0	No
51.1508 Mental Health Counseling/Counselor	6 - Postbaccalaureate certificates	1	Men	0	0	0	0	0	0	0	0	0	0	
			Women	0	1	0	0	0	0	3	0	0	4	
			Total	0	1	0	0	0	0	3	0	0	4	No
51.1508 Mental Health Counseling/Counselor	7 - Master's degree	1	Men	0	4	0	0	0	0	4	0	0	8	
			Women	3	1	1	5	2	1	13	0	0	26	
			Total	3	5	1	5	2	1	17	0	0	34	No
51.2201 Public Health, General	7 - Master's degree	1	Men	0	1	0	2	4	0	3	0	0	10	
			Women	1	3	0	1	10	0	5	1	0	21	
			Total	1	4	0	3	14	0	8	1	0	31	No
51.3199 Dietetics and Clinical Nutrition Services, Other	5 - Bachelor's degree	1	Men	0	2	0	1	3	0	1	0	0	7	
			Women	0	11	0	9	14	0	4	0	0	38	
			Total	0	13	0	10	17	0	5	0	0	45	No
51.9999 Health Professions and Related Clinical Sciences, Other	5 - Bachelor's degree	1	Men	0	7	0	4	0	0	3	1	0	15	
			Women	2	3	0	11	8	0	34	0	0	58	
			Total	2	10	0	15	8	0	37	1	0	73	No
52.0201 Business Administration and Management, General	5 - Bachelor's degree	1	Men	6	44	0	39	49	1	107	0	0	246	
			Women	8	39	0	59	75	0	92	4	0	277	
			Total	14	83	0	98	124	1	199	4	0	523	No
52.0201 Business Administration and Management, General	7 - Master's degree	1	Men	15	4	0	4	19	0	8	0	0	50	
			Women	25	5	0	8	25	0	20	0	0	83	
			Total	40	9	0	12	44	0	28	0	0	133	No
52.0201 Business Administration and Management, General	5 - Bachelor's degree	2	Men	0	0	0	0	0	0	0	0	0	0	
			Women	0	0	0	0	0	0	0	0	0	0	
			Total	0	0	0	0	0	0	0	0	0	0	No
52.0206 Non-Profit/Public/Organizational Management	1 - Awards of less than 1 academic year	1	Men	0	0	0	0	0	0	0	0	0	0	
			Women	0	0	0	0	0	0	0	0	0	0	
			Total	0	0	0	0	0	0	0	0	0	0	No
52.0301 Accounting	5 - Bachelor's degree	1	Men	5	12	0	40	24	0	52	1	0	134	
			Women	11	22	1	46	25	0	54	2	0	161	
			Total	16	34	1	86	49	0	106	3	0	295	No
52.0301 Accounting	7 - Master's degree	1	Men	1	0	0	4	0	0	1	0	0	6	
			Women	1	3	0	0	3	0	2	0	0	9	
			Total	2	3	0	4	3	0	3	0	0	15	No
52.0302 Accounting Technology/Technician and Bookkeeping	1 - Awards of less than 1 academic year	1	Men	0	0	0	0	0	0	0	0	0	0	
			Women	0	0	0	0	0	0	0	0	0	0	
			Total	0	0	0	0	0	0	0	0	0	0	No
52.0801 Finance, General	5 - Bachelor's degree	1	Men	0	1	0	0	0	0	0	0	0	1	
			Women	0	0	0	0	0	0	0	0	0	0	
			Total	0	1	0	0	0	0	0	0	0	1	No

CIPCODE	Award Level	Major	Gender	Non Resident Alien	Hispanic / Latino	American Indian or Alaska Native	Asian	Black or African American	Native Hawaiian or Other Pacific Islander	White	Two or more Races	Race/ ethnicity unknown	Total	distance education program
54.0101 History, General	5 - Bachelor's degree	1	Men	1	3	0	3	0	0	12	0	0	19	
			Women	0	1	0	0	3	0	3	0	0	7	
			Total	1	4	0	3	3	0	15	0	0	26	No
54.0101 History, General	7 - Master's degree	1	Men	0	0	0	1	1	0	4	0	0	6	
			Women	0	0	0	0	1	0	0	0	0	1	
			Total	0	0	0	1	2	0	4	0	0	7	No
54.0101 History, General	5 - Bachelor's degree	2	Men	0	0	0	0	1	0	0	0	0	1	
			Women	0	0	0	0	0	0	0	0	0	0	
			Total	0	0	0	0	1	0	0	0	0	1	No

Completions: total by first major

99.0000 Summary Grand Totals	Award Level	Nonresi- dent alien	Hispanic Latino	American Indian or Alaska Native	Asian	Black or African American	Native Hawaiian or Other Pacific Islander	White	Two or more Races	Race/ ethnicity unknown	Total	PY Total
Awards of less than 1 academic year	1											
Men		0	0	0	0	0	0	0	0	0	0	0
Women		0	0	0	0	0	0	0	0	0	0	0
Total		0	0	0	0	0	0	0	0	0	0	0
Awards of at least 1 but less than 2 academic years	2											
Men		0	0	0	0	0	0	0	0	0	0	0
Women		0	0	0	0	0	0	0	0	0	0	0
Total		0	0	0	0	0	0	0	0	0	0	0
Bachelor's degree	5											
Men		23	177	1	186	166	1	375	15	0	944	938
Women		63	326	2	256	396	2	566	33	0	1644	1510
Total		86	503	3	442	562	3	941	48	0	2588	2448
Postbaccalaureate certificates	6											
Men		0	0	0	0	0	0	0	0	0	0	1
Women		0	2	0	1	2	0	10	0	0	15	8
Total		0	2	0	1	2	0	10	0	0	15	9
Master's degree	7											
Men		37	32	0	29	63	0	154	3	0	318	320
Women		74	83	4	62	170	1	313	6	0	713	721
Total		111	115	4	91	233	1	467	9	0	1031	1041
Post-Master's certificates	8											
Men		0	3	0	3	0	0	4	0	0	10	11
Women		2	10	0	3	14	0	18	1	0	48	38
Total		2	13	0	6	14	0	22	1	0	58	49

Grand Total Men		60	212	1	218	229	1	533	18	0	1272	1270
Grand Total Women		139	421	6	322	582	3	907	40	0	2420	2277
Grand Total		199	633	7	540	811	4	1440	58	0	3692	3547

PY Grand Total Men		64	150	1	240	247	3	558	7	0		1270
PY Grand Total Women		99	348	1	295	564	4	936	30	0		2277
PY Grand Total		163	498	2	535	811	7	1494	37	0		3547

Completions: total by second major

99.0000 Summary Grand Totals	Award Level	Nonresident alien	Hispanic Latino	American Indian or Alaska Native	Asian	Black or African American	Native Hawaiian or Other Pacific Islander	White	Two or more Races	Race/ ethnicity unknown	Total	PY Total
Bachelor's degree	5											
Men		0	0	0	0	1	0	0	0	0	1	4
Women		0	0	0	0	0	0	0	0	0	0	5
Total		0	0	0	0	1	0	0	0	0	1	9

Grand Total Men		0	0	0	0	1	0	0	0	0	1	4
Grand Total Women		0	0	0	0	0	0	0	0	0	0	5
Grand Total		0	0	0	0	1	0	0	0	0	1	9

PY Grand Total Men		1	1	0	0	0	0	2	0	0		4
PY Grand Total Women		0	1	0	0	1	0	3	0	0		5
PY Grand Total		1	2	0	0	1	0	5	0	0		9

All Completers

Institutions must report the following information. (Some data will be pre-populated from the completions by CIP code data.)

All Completers

Number of students by gender and race and ethnicity earning an award between July 1, 2015 and June 30, 2016. Count each student only once, regardless of how many awards he/she earned. The intent of this screen is to collect an unduplicated count of total numbers of *completers*.

- Report Hispanic/Latino individuals of any race as Hispanic/Latino
- Report race for non-Hispanic/Latino individuals only

	Men		Women		Total Students
	Number of Students	Total Awards	Number of Students	Total Awards	
<u>Nonresident alien</u>	60	60	139	139	199
<u>Hispanic/Latino</u>	212	212	419	421	631
<u>American Indian or Alaska Native</u>	1	1	6	6	7
<u>Asian</u>	216	218	320	322	536
<u>Black or African American</u>	227	229	579	582	806
<u>Native Hawaiian or Other Pacific Islander</u>	1	1	3	3	4
<u>White</u>	532	533	902	907	1,434
<u>Two or more races</u>	18	18	40	40	58
<u>Race and ethnicity unknown</u>		0		0	0
TOTAL	1,267	1,272	2,408	2,420	3,675
PY TOTAL	1,268		2,276		3,544

Completers by Level

Institutions must report the following information. This screen will be shown for each of the following award categories for which completions have been reported:

- Less than 1-year certificates
- At least 1 but less than 4-year certificates
- Associate's degrees
- Bachelor's degrees
- Master's degrees
- Doctor's degrees
- Postbaccalaureate and post-master's certificates

Bachelor's degrees

Number of students by gender, by race and ethnicity, and by age earning this award between July 1, 2015 and June 30, 2016. Each student should be counted once per award level. For example, if a student earned a master's degree and a doctor's degree, he/she should be counted once in master's and once in doctor's. A student earning two master's degrees should be counted only once.

- Report Hispanic/Latino individuals of any race as Hispanic/Latino
- Report race for non-Hispanic/Latino individuals only


	Number of Students	Total Awards
By Gender		
Men	939	944
Women	1,636	1,644
TOTAL	2,575	2,588
PY TOTAL	2,447	

By Race/Ethnicity

<u>Nonresident alien</u>	86	86
<u>Hispanic/Latino</u>	501	503
<u>American Indian or Alaska Native</u>	3	3
<u>Asian</u>	439	442
<u>Black or African American</u>	557	562
<u>Native Hawaiian or Other Pacific Islander</u>	3	3

<u>White</u>	938	941
Two or more races	48	48
<u>Race and ethnicity unknown</u>		0
TOTAL	2,575	2,588

--

 By Age		
Under 18		
18-24	1,480	
25-39	988	
40 and Above	107	
Age Unknown		
TOTAL	2,575	2,588

Completers by Level

Institutions must report the following information. This screen will be shown for each of the following award categories for which completions have been reported:

- Less than 1-year certificates
- At least 1 but less than 4-year certificates
- Associate's degrees
- Bachelor's degrees
- Master's degrees
- Doctor's degrees
- Postbaccalaureate and post-master's certificates

Master's degrees

Number of students by gender, by race and ethnicity, and by age earning this award between July 1, 2015 and June 30, 2016. Each student should be counted once per award level. For example, if a student earned a master's degree and a doctor's degree, he/she should be counted once in master's and once in doctor's. A student earning two master's degrees should be counted only once.

- Report Hispanic/Latino individuals of any race as Hispanic/Latino
- Report race for non-Hispanic/Latino individuals only


	Number of Students	Total Awards
By Gender		
Men	<input type="text" value="318"/>	318
Women	<input type="text" value="713"/>	713
TOTAL	1,031	1,031
PY TOTAL	1,041	

By Race/Ethnicity

<u>Nonresident alien</u>	<input type="text" value="111"/>	111
<u>Hispanic/Latino</u>	<input type="text" value="115"/>	115
<u>American Indian or Alaska Native</u>	<input type="text" value="4"/>	4
<u>Asian</u>	<input type="text" value="91"/>	91
<u>Black or African American</u>	<input type="text" value="233"/>	233
<u>Native Hawaiian or Other Pacific Islander</u>	<input type="text" value="1"/>	1

<u>White</u>	<input type="text" value="467"/>	467
Two or more races	<input type="text" value="9"/>	9
<u>Race and ethnicity unknown</u>	<input type="text"/>	0
TOTAL	1,031	1,031

--

 By Age		
Under 18	<input type="text"/>	
18-24	<input type="text" value="155"/>	
25-39	<input type="text" value="737"/>	
40 and Above	<input type="text" value="139"/>	
Age Unknown	<input type="text"/>	
TOTAL	1,031	1,031

Completers by Level

Institutions must report the following information. This screen will be shown for each of the following award categories for which completions have been reported:

- Less than 1-year certificates
- At least 1 but less than 4-year certificates
- Associate's degrees
- Bachelor's degrees
- Master's degrees
- Doctor's degrees
- Postbaccalaureate and post-master's certificates

Postbaccalaureate and post-master's certificates

Number of students by gender, by race and ethnicity, and by age earning this award between July 1, 2015 and June 30, 2016. Each student should be counted once per award level. For example, if a student earned a master's degree and a doctor's degree, he/she should be counted once in master's and once in doctor's. A student earning two master's degrees should be counted only once.

- Report Hispanic/Latino individuals of any race as Hispanic/Latino
- Report race for non-Hispanic/Latino individuals only


	Number of Students	Total Awards
By Gender		
Men	<input type="text" value="10"/>	10
Women	<input type="text" value="62"/>	63
TOTAL	72	73
PY TOTAL	58	

By Race/Ethnicity

<u>Nonresident alien</u>	<input type="text" value="2"/>	2
<u>Hispanic/Latino</u>	<input type="text" value="15"/>	15
<u>American Indian or Alaska Native</u>	<input type="text" value=""/>	0
<u>Asian</u>	<input type="text" value="7"/>	7
<u>Black or African American</u>	<input type="text" value="16"/>	16
<u>Native Hawaiian or Other Pacific Islander</u>	<input type="text" value=""/>	0

<u>White</u>	<input type="text" value="31"/>	32
Two or more races	<input type="text" value="1"/>	1
<u>Race and ethnicity unknown</u>	<input type="text"/>	0
TOTAL	72	73

--

 By Age		
Under 18	<input type="text"/>	
18-24	<input type="text" value="9"/>	
25-39	<input type="text" value="59"/>	
40 and Above	<input type="text" value="4"/>	
Age Unknown	<input type="text"/>	
TOTAL	72	73

Summary

IPEDS collects important information regarding your institution. All data reported in IPEDS survey components become available in the IPEDS Data Center and appear as aggregated data in various Department of Education reports. Additionally, some of the reported data appears specifically for your institution through the College Navigator website and is included in your institution's Data Feedback Report (DFR). The purpose of this summary is to provide you an opportunity to view some of the data that, when accepted through the IPEDS quality control process, will appear on the College Navigator website and/or your DFR. College Navigator is updated approximately three months after the data collection period closes and Data Feedback Reports will be available through the [Data Center](#) and sent to your institution's CEO in November 2016.

Please review your data for accuracy. If you have questions about the data displayed below after reviewing the data reported on the survey screens, please contact the IPEDS Help Desk at: 1-877-225-2568 or ipedshelp@rti.org.

Summary of Completions Data

Award Level	Number of Completions	
	1 st major	2 nd major
<u>Postsecondary award, certificate, or diploma (less than 1 academic year)</u>	0	0
<u>Postsecondary award, certificate, or diploma (at least 1 but less than 2 academic years)</u>	0	0
<u>Bachelors degree or equivalent</u>	2,588	1
<u>Postbaccalaureate certificate</u>	15	0
<u>Master's degree</u>	1,031	0
<u>Post-master's certificate</u>	58	0
Total number of degrees and certificates	3,692	

Summary of Completers Data

	Number of Students		
	Men	Women	Total
All Completers	1,267	2,408	3,675

Completions

CUNY Brooklyn College (190549)

Source	Description	Severity	Resolved	Options
Global Edits				
Perform Edits	Your institution reported in the prior year Institutional Characteristics survey that it offers undergraduate distance education opportunities (courses and/or programs), but you did not respond "Yes" to the distance education program question for any CIP code (award levels 1 to 5). Please correct your data or explain if your institution does not offer full programs via distance education. (Error #10585)	Explanation	Yes	
Reason:	We offer distance education courses but do not offer distance education programs.			
Perform Edits	Your institution reported in the prior year Institutional Characteristics survey that it offers graduate distance education opportunities (courses and/or programs), but you did not respond "Yes" to the distance education program question for any CIP code (award levels 6 to 19). Please correct your data or explain if your institution does not offer full programs via distance education. (Error #10587)	Explanation	Yes	
Reason:	We offer distance education courses but do not offer distance education programs.			