

[Print Form\(s\)](#)[Get PDF File](#)[Go Back](#)

Fall Enrollment 2011-12

Institution: CUNY Brooklyn College (190549)

User ID: P1905491

Overview**Fall Enrollment Overview**

The Fall Enrollment component collects student enrollment counts by level of student, enrollment status, gender and race/ethnicity. In addition, first-time student retention rates and the student-to-faculty ratio are collected. Every other year data on residence of first-time undergraduates is required and in opposite years, enrollment by student age is required to be reported.

Institutions operating on a traditional academic year calendar (semester, trimester, quarter, or 4-1-4) report Fall enrollment as of the institution's official fall reporting date or October 15. Institutions operating on a calendar that differs by program or that enrolls students on a continuous basis (referred to as program reporters) report Fall enrollment as students enrolled any time during the period August 1 and October 31.

Data Reporting Reminders:

- Institutions must continue to report using the new race/ethnicity categories. Using the new race/ethnicity categories was first required in last year's Spring 2011 collection.
- Institutions must continue to use the new postbaccalaureate degree categories (eliminating the first-professional category and reclassifying those programs). All postbaccalaureate students are to be reported as graduate students for enrollment purposes, including any doctor's-professional practice students (formerly first-professional).
- Part B, Enrollment of students by age, is **required** this year.
- Part C, Residence of first-time degree/certificate-seeking undergraduates, is **optional** this year.

Resources:

To download the survey materials for this component: [Survey Materials](#)

To access your prior year data submission for this component: [Reported Data](#)

If you have questions about completing this survey, please contact the **IPEDS Help Desk at 1-877-225-2568**.

Institution: CUNY Brooklyn College (190549)

User ID: P1905491

Part C Selection

Part C (Residence of First-Time Degree/Certificate-Seeking Undergraduates) is optional this year.

Do you wish to complete Part C this year?

If you select 'Yes', you will be expected to complete the Part C screens.

If you select 'No', you will skip Part C.

- ☒ Yes, I will complete Part C
- ☐ No, I will not complete Part C

Institution: CUNY Brooklyn College (190549)

User ID: P1905491

Part A - Fall Enrollment for Full-Time Undergraduate StudentsEnrollment as of the institution's official fall reporting date or as of October 15, 2011**Full-time Undergraduate Students****Race/Ethnicity Reporting Reminder:**

- Report Hispanic/Latino individuals of any race as Hispanic/Latino
- Report race for non-Hispanic/Latino individuals only

Enrolled for <u>credit</u>	<u>Degree/certificate-seeking</u>			Non-degree/ non-certificate- seeking	Total, full-time undergraduate students	
	<u>First-time</u>	<u>Transfer- in</u>	Continuing			
Men						
<u>Nonresident alien</u>	17	21	110	148	3	151
<u>Hispanic/Latino</u>	81	91	345	517	3	520
<u>American Indian or Alaska Native</u>	1	2	0	3	0	3
<u>Asian</u>	138	94	603	835	5	840
<u>Black or African American</u>	48	153	494	695	4	699
<u>Native Hawaiian or Other Pacific Islander</u>	1	0	4	5	0	5
<u>White</u>	220	271	1,215	1,706	6	1,712
Two or more races	8	6	14	28	0	28
<u>Race and ethnicity unknown</u>	0	0	0	0	0	0
Total men	514	638	2,785	3,937	21	3,958
Total men prior year	482	502	2,721	3,705	17	3,722
Women						
<u>Nonresident alien</u>	12	25	167	204	3	207
<u>Hispanic/Latino</u>	126	100	554	780	1	781
<u>American Indian or Alaska Native</u>	0	4	3	7	0	7
<u>Asian</u>	150	99	699	948	0	948
<u>Black or African American</u>	96	281	940	1,317	16	1,333
<u>Native Hawaiian or Other Pacific Islander</u>	2	2	2	6	0	6
<u>White</u>	227	282	1,500	2,009	15	2,024
Two or more races	12	9	25	46	0	46
<u>Race and ethnicity unknown</u>	0	0	0	0	0	0
Total women	625	802	3,890	5,317	35	5,352
Total women prior year	661	692	3,943	5,296	36	5,332
Grand total (men+women)	1,139	1,440	6,675	9,254	56	9,310
Grand total (men+women) prior year	1,143	1,194	6,664	9,001	53	9,054

Institution: CUNY Brooklyn College (190549)

User ID: P1905491

Part A - Fall Enrollment for Part-time Undergraduate StudentsEnrollment as of the institution's official fall reporting date or as of October 15, 2011**Part-time Undergraduate Students****Race/Ethnicity Reporting Reminder:**

- Report Hispanic/Latino individuals of any race as Hispanic/Latino
- Report race for non-Hispanic/Latino individuals only

Enrolled for <u>credit</u>	<u>Degree/certificate-seeking</u>			Non-degree/ non-certificate- seeking	Total, part-time undergraduate students	
	<u>First-time</u>	<u>Transfer- in</u>	Continuing			
Men						
<u>Nonresident alien</u>	2	1	51	54	0	54
<u>Hispanic/Latino</u>	0	15	116	131	25	156
<u>American Indian or Alaska Native</u>	0	0	2	2	0	2
<u>Asian</u>	0	16	119	135	14	149
<u>Black or African American</u>	2	22	272	296	105	401
<u>Native Hawaiian or Other Pacific Islander</u>	0	0	1	1	0	1
<u>White</u>	5	45	437	487	125	612
Two or more races	0	0	4	4	0	4
<u>Race and ethnicity unknown</u>	0	0	0	0	0	0
Total men	9	99	1,002	1,110	269	1,379
Total men prior year	4	95	950	1,049	354	1,403
Women						
<u>Nonresident alien</u>	0	14	91	105	4	109
<u>Hispanic/Latino</u>	0	25	265	290	57	347
<u>American Indian or Alaska Native</u>	0	1	4	5	0	5
<u>Asian</u>	1	5	131	137	40	177
<u>Black or African American</u>	1	52	535	588	294	882
<u>Native Hawaiian or Other Pacific Islander</u>	0	0	2	2	0	2
<u>White</u>	3	77	590	670	214	884
Two or more races	0	0	1	1	0	1
<u>Race and ethnicity unknown</u>	0	0	0	0	0	0
Total women	5	174	1,619	1,798	609	2,407
Total women prior year	10	160	1,520	1,690	657	2,347
Grand total (men+women)	14	273	2,621	2,908	878	3,786
Grand total (men+women) prior year	14	255	2,470	2,739	1,011	3,750

Institution: CUNY Brooklyn College (190549)

User ID: P1905491

Part A - Fall Enrollment for Graduate StudentsEnrollment as of the institution's official fall reporting date or as of October 15, 2011**Graduate Students****Race/Ethnicity Reporting Reminder:**

- Report Hispanic/Latino individuals of any race as Hispanic/Latino
- Report race for non-Hispanic/Latino individuals only

Graduate Student Reporting Reminder:

- Report all postbaccalaureate degree and certificate students as graduate students, including any doctor's-professional practice students (formerly first-professional)

Enrolled for <u>credit</u>	Total <u>full-time</u>	Total <u>part-time</u>	Total graduate students
Men			
<u>Nonresident alien</u>	11	98	109
<u>Hispanic/Latino</u>	20	99	119
<u>American Indian or Alaska Native</u>	0	0	0
<u>Asian</u>	11	107	118
<u>Black or African American</u>	26	202	228
<u>Native Hawaiian or Other Pacific Islander</u>	0	0	0
<u>White</u>	116	545	661
Two or more races	0	0	0
<u>Race and ethnicity unknown</u>	0	0	0
Total men	184	1,051	1,235
Total men prior year	154	1,086	1,240
Women			
<u>Nonresident alien</u>	26	151	177
<u>Hispanic/Latino</u>	45	213	258
<u>American Indian or Alaska Native</u>	0	3	3
<u>Asian</u>	35	127	162
<u>Black or African American</u>	109	499	608
<u>Native Hawaiian or Other Pacific Islander</u>	0	0	0
<u>White</u>	226	1,070	1,296
Two or more races	0	0	0
<u>Race and ethnicity unknown</u>	0	0	0
Total women	441	2,063	2,504
Total women prior year	447	2,421	2,868
Grand total (men+women)	625	3,114	3,739
Grand total (men+women) prior year	601	3,507	4,108

Institution: CUNY Brooklyn College (190549)

User ID: P1905491

Part A - Fall Enrollment Summary**Fall Enrollment Summary**

Students enrolled for credit	Total full-time students	Total part-time students	Grand total, all students
Men			
<u>Nonresident alien</u>	162	152	314
<u>Hispanic/Latino</u>	540	255	795
<u>American Indian or Alaska Native</u>	3	2	5
<u>Asian</u>	851	256	1,107
<u>Black or African American</u>	725	603	1,328
<u>Native Hawaiian or Other Pacific Islander</u>	5	1	6
<u>White</u>	1,828	1,157	2,985
Two or more races	28	4	32
<u>Race and ethnicity unknown</u>	0	0	0
Total men	4,142	2,430	6,572
Women			
<u>Nonresident alien</u>	233	260	493
<u>Hispanic/Latino</u>	826	560	1,386
<u>American Indian or Alaska Native</u>	7	8	15
<u>Asian</u>	983	304	1,287
<u>Black or African American</u>	1,442	1,381	2,823
<u>Native Hawaiian or Other Pacific Islander</u>	6	2	8
<u>White</u>	2,250	1,954	4,204
Two or more races	46	1	47
<u>Race and ethnicity unknown</u>	0	0	0
Total women	5,793	4,470	10,263
Grand Total (men+women)	9,935	6,900	16,835

Institution: CUNY Brooklyn College (190549)

User ID: P1905491

Part B: Fall Enrollment by Age and Gender for Full-time Undergraduate StudentsEnrollment as of the institution's official fall reporting date or as of October 15, 2011

Age	<u>Full-time Undergraduate Students</u>	
	Men	Women
Under 18	598	767
18-19	930	1,380
20-21	1,063	1,408
22-24	705	900
25-29	406	519
30-34	142	175
35-39	63	99
40-49	40	80
50-64	10	24
65 and over	1	0
Age unknown/unreported	0	0
Total full-time undergraduate students (from part A)	3,958	5,352

Institution: CUNY Brooklyn College (190549)

User ID: P1905491

Part B - Fall Enrollment by Age and Gender for Part-time Undergraduate StudentsEnrollment as of the institution's official fall reporting date or as of October 15, 2011

Age	<u>Part-time Undergraduate Students</u>	
	Men	Women
Under 18	181	361
18-19	71	99
20-21	169	294
22-24	314	492
25-29	315	499
30-34	149	220
35-39	67	171
40-49	80	191
50-64	31	75
65 and over	2	4
Age unknown/unreported	0	1
Total part-time undergraduate students (from part A)	1,379	2,407

Institution: CUNY Brooklyn College (190549)

User ID: P1905491

Part B - Fall Enrollment by Age and Gender for Full-time Graduate StudentsEnrollment as of the institution's official fall reporting date or as of October 15, 2011

Age	<u>Full-time Graduate Students</u>	
	Men	Women
Under 18	<input type="text"/>	<input type="text"/>
18-19	<input type="text" value="0"/>	<input type="text" value="1"/>
20-21	<input type="text" value="15"/>	<input type="text" value="83"/>
22-24	<input type="text" value="35"/>	<input type="text" value="142"/>
25-29	<input type="text" value="59"/>	<input type="text" value="106"/>
30-34	<input type="text" value="30"/>	<input type="text" value="53"/>
35-39	<input type="text" value="23"/>	<input type="text" value="24"/>
40-49	<input type="text" value="15"/>	<input type="text" value="22"/>
50-64	<input type="text" value="7"/>	<input type="text" value="10"/>
65 and over	<input type="text"/>	<input type="text"/>
Age unknown/unreported	0	0
Total full-time graduate students (from part A)	184	441

Institution: CUNY Brooklyn College (190549)

User ID: P1905491

Part B - Fall Enrollment by Age and Gender for Part-time Graduate StudentsEnrollment as of the institution's official fall reporting date or as of October 15, 2011

Age	<u>Part-time Graduate Students</u>	
	Men	Women
Under 18	<input type="text"/>	<input type="text"/>
18-19	<input type="text" value="0"/>	<input type="text" value="6"/>
20-21	<input type="text" value="47"/>	<input type="text" value="96"/>
22-24	<input type="text" value="240"/>	<input type="text" value="547"/>
25-29	<input type="text" value="353"/>	<input type="text" value="630"/>
30-34	<input type="text" value="186"/>	<input type="text" value="298"/>
35-39	<input type="text" value="81"/>	<input type="text" value="169"/>
40-49	<input type="text" value="100"/>	<input type="text" value="199"/>
50-64	<input type="text" value="40"/>	<input type="text" value="113"/>
65 and over	<input type="text" value="4"/>	<input type="text" value="5"/>
Age unknown/unreported	0	0
Total part-time graduate students (from part A)	1,051	2,063

Institution: CUNY Brooklyn College (190549)


User ID: P1905491

Part C - Screening Question

Did any of your first-time degree/certificate-seeking undergraduate students (reported in Part A) enroll within 12 months of graduating high school or receiving their GED?

- ☒ Yes, we have first-time students who enrolled within 12 months of their high school graduation.
- ☐ No, we do not have any first-time students who enrolled within 12 months of their high school graduation.


You may use the space below to provide context for the data you've reported above.



Institution: CUNY Brooklyn College (190549)

User ID: P1905491

Part C - Residence of First-time Undergraduates**NOTE: These data are optional this year.****Enrollment as of the institution's official fall reporting date or as of October 15, 2011**

State of <u>residence</u> when student was first admitted	FIPS Code	 Total <u>first-time</u> degree/certificate-seeking undergraduates (1)	Of students in column 1, those who enrolled within 12 months of high school graduation or receiving their GED (2)
Alabama	01	<input type="text"/>	<input type="text"/>
Alaska	02	<input type="text"/>	<input type="text"/>
Arizona	04	<input type="text"/>	<input type="text"/>
Arkansas	05	<input type="text"/>	<input type="text"/>
California	06	<input type="text"/>	<input type="text"/>
Colorado	08	<input type="text"/>	<input type="text"/>
Connecticut	09	<input type="text" value="1"/>	<input type="text" value="1"/>
Delaware	10	<input type="text"/>	<input type="text"/>
District of Columbia	11	<input type="text"/>	<input type="text"/>
Florida	12	<input type="text" value="2"/>	<input type="text" value="2"/>
Georgia	13	<input type="text"/>	<input type="text"/>
Hawaii	15	<input type="text" value="1"/>	<input type="text" value="1"/>
Idaho	16	<input type="text"/>	<input type="text"/>
Illinois	17	<input type="text" value="1"/>	<input type="text" value="1"/>
Indiana	18	<input type="text"/>	<input type="text"/>
Iowa	19	<input type="text"/>	<input type="text"/>
Kansas	20	<input type="text"/>	<input type="text"/>
Kentucky	21	<input type="text"/>	<input type="text"/>
Louisiana	22	<input type="text"/>	<input type="text"/>
Maine	23	<input type="text"/>	<input type="text"/>

Institution: CUNY Brooklyn College (190549)

User ID: P1905491

Part C - Residence of First-time Undergraduates**NOTE: These data are optional this year.****Enrollment as of the institution's official fall reporting date or as of October 15, 2011**

State of <u>residence</u> when student was first admitted	FIPS Code	Total <u>first-time</u> degree/certificate-seeking undergraduates (1)	Of students in column 1, those who enrolled within 12 months of high school graduation or receiving their GED (2)
Maryland	24	1	1
Massachusetts	25	1	0
Michigan	26		
Minnesota	27		
Mississippi	28		
Missouri	29		
Montana	30		
Nebraska	31		
Nevada	32		
New Hampshire	33	1	1
New Jersey	34	6	6
New Mexico	35		
New York	36	1,108	1,007
North Carolina	37	1	1
North Dakota	38		
Ohio	39	1	1
Oklahoma	40		
Oregon	41		
Pennsylvania	42	1	1
Rhode Island	44		

Institution: CUNY Brooklyn College (190549)

User ID: P1905491

Part C - Residence of First-time Undergraduates**NOTE: These data are optional this year.****Enrollment as of the institution's official fall reporting date or as of October 15, 2011**

State of <u>residence</u> when student was first admitted	FIPS Code	Total <u>first-time</u> degree/certificate- seeking undergraduates (1)	Of students in column 1, those who enrolled within 12 months of high school graduation or receiving their GED (2)
South Carolina	45	<input type="text"/>	<input type="text"/>
South Dakota	46	<input type="text"/>	<input type="text"/>
Tennessee	47	<input type="text"/>	<input type="text"/>
Texas	48	<input type="text"/>	<input type="text"/>
Utah	49	<input type="text" value="1"/>	<input type="text" value="1"/>
Vermont	50	<input type="text"/>	<input type="text"/>
Virginia	51	<input type="text"/>	<input type="text"/>
Washington	53	<input type="text"/>	<input type="text"/>
West Virginia	54	<input type="text"/>	<input type="text"/>
Wisconsin	55	<input type="text" value="2"/>	<input type="text" value="1"/>
Wyoming	56	<input type="text"/>	<input type="text"/>
<u>State Unknown</u>	57	<input type="text" value="13"/>	<input type="text" value="9"/>
American Samoa	60	<input type="text"/>	<input type="text"/>
Federated States of Micronesia	64	<input type="text"/>	<input type="text"/>
Guam	66	<input type="text"/>	<input type="text"/>
Marshall Islands	68	<input type="text"/>	<input type="text"/>
Northern Marianas	69	<input type="text"/>	<input type="text"/>
Palau	70	<input type="text"/>	<input type="text"/>
Puerto Rico	72	<input type="text" value="1"/>	<input type="text" value="1"/>
Virgin Islands	78	<input type="text"/>	<input type="text"/>
Foreign Countries	90	<input type="text" value="11"/>	<input type="text" value="5"/>
Residence unknown/unreported	98	0	
Total first-time degree/certificate-seeking undergraduates (from Part A)		1,153	1,040

You may use the space below to provide context for the data you've reported above.

Institution: CUNY Brooklyn College (190549)

User ID: P1905491

Part D - Total Undergraduate Entering Class**Total Undergraduate Entering Class, Fall 2011**

D1	Total full-time, first-time degree/certificate-seeking <u>undergraduates</u> from Part A (GRS <u>cohort</u>)	1,139
D2	Total <u>first-time</u> degree/certificate-seeking undergraduates (full-time + part-time) from Part A	1,153
D3	Total <u>transfer-in</u> degree/certificate-seeking undergraduates (full-time + part-time) from Part A	1,713
D4	Total <u>non-degree/certificate-seeking</u> undergraduates (full-time + part-time) from Part A	934
D5	Of the total non-degree/certificate-seeking undergraduates displayed on line D4, the number that are new to the institution in Fall 2011	813
	Total <u>entering students</u> at the undergraduate level	
D6	Note: This is calculated as first-time students (line D2) + students transferring to the institution (line D3) + non-degree/certificate-seeking undergraduates entering in Fall 2011 (line D5).	3,679
D7	Percentage of undergraduate entering class represented by your GRS <u>cohort</u> (line D1/line D6)	31

Institution: CUNY Brooklyn College (190549)

User ID: P1905491

Part E - First-time Bachelor's Cohort Retention Rates (Full-time)**Retention Rates****Full-time, First-time Bachelor's Cohort from Fall 2010**

Academic reporters determine the cohort and retention as of the institution's official fall reporting date or as of October 15. Program reporters determine the cohort with enrollment any time between August 1 and October 31, 2010 and retention based on August 1, 2011.


The retention rate is calculated by the system after clicking "Save" on the screen. Exclusions are subtracted from the original cohort and the resulting adjusted cohort is used for calculating the retention rate.


Retention Data Reporting Reminders:

- Include only **full-time, first-time bachelor's** students in this cohort.
- Determine the full-time cohort using Fall 2010 status (e.g. if a student was full-time in Fall 2010, report them in the full-time cohort regardless of their Fall 2011 status).
- If there are no students to report in the cohort, enter zero. Do not leave the field blank.
- Report in the exclusions box (line E2) the number of students from the cohort who left the institution for any of the following reasons: died or were totally and permanently disabled; to serve in the armed forces (including those called to active duty); to serve with a foreign aid service of the Federal Government (e.g. Peace Corps); or to serve on official church missions.

Prior year data (Fall 2009 cohort)

FULL-TIME, FIRST-TIME BACHELOR'S COHORT RETENTION:

E1	Full-time, first-time Fall 2010 bachelor's cohort		<input type="text" value="1,143"/>	952	
E2	<u>Exclusions</u> from the Fall 2010 cohort		<input type="text"/>	0	
E3	Adjusted Fall 2010 cohort (line E1- line E2)		1,143	952	
E4	Students from Fall 2010 cohort still enrolled as of Fall 2011		<input type="text" value="937"/>	780	
E5	Full-time, first-time Fall 2010 bachelor's cohort retention rate (line E4 / line E3)		82 %	82	%

 You may use the space below to provide context for the data you've reported above. These context notes will be posted on the College Navigator website, and should be written to be understood by students and parents.

Institution: CUNY Brooklyn College (190549)

User ID: P1905491

Part E - First-time Bachelor's Cohort Retention Rates (Part-time)**Retention Rates****Part-time, First-time Bachelor's Cohort from Fall 2010**

Academic reporters determine the cohort and retention as of the institution's official fall reporting date or as of October 15. Program reporters determine the cohort with enrollment any time between August 1 and October 31, 2010 and retention based on August 1, 2011.


The retention rate is calculated by the system after clicking "Save" on the screen. Exclusions are subtracted from the original cohort and the resulting adjusted cohort is used for calculating the retention rate.


Retention Data Reporting Reminders:

- Include only **part-time, first-time bachelor's-seeking** students in this cohort.
- Determine part-time using Fall 2010 attendance status (e.g. if a student was part-time in Fall 2010, report them in the part-time cohort regardless of their Fall 2011 status).
- If there are no students to report in the cohort, enter zero. Do not leave the field blank.
- Report in the exclusions box (line E7) the number of students from the cohort who left the institution for any of the following reasons: died or were totally and permanently disabled; to serve in the armed forces (including those called to active duty); to serve with a foreign aid service of the Federal Government (e.g. Peace Corps); or to serve on official church missions.

Prior year data (Fall 2009 cohort)

PART-TIME, FIRST-TIME BACHELOR'S COHORT RETENTION:

E6	Part-time, first-time Fall 2010 bachelor's cohort		<input type="text" value="14"/>	25	
E7	<u>Exclusions</u> from the Fall 2010 cohort		<input type="text"/>	0	
E8	Adjusted Fall 2010 cohort (line E6 - line E7)		14	25	
E9	Students from Fall 2010 cohort still enrolled as of Fall 2011		<input type="text" value="10"/>	15	
E10	Part-time, first-time Fall 2010 bachelor's cohort retention rate (line E9 / line E8)		71 %	60	%

 You may use the space below to provide context for the data you've reported above.

These context notes will be posted on the College Navigator website, and should be written to be understood by students and parents.

Institution: CUNY Brooklyn College (190549)

User ID: P1905491

Part F - Student-to-Faculty Ratio

Please provide your institution's student-to-faculty ratio (i.e., student-to-instructional staff) for undergraduate programs for Fall 2011. The student-to-faculty ratio and any accompanying context that is provided will be displayed on College Navigator.

Note: Logic in this item is similar to item I-2 from the Common Data Set data collection.

Click [here](#) to use a worksheet to help you determine the student-to-faculty ratio


Student-to-faculty ratio

to 1

Student-to-faculty ratio prior year

14

to 1

 You may use the space below to provide context for the data you've reported above. These context notes will be posted on the College Navigator website, and should be written to be understood by students and parents.



Institution: CUNY Brooklyn College (190549)

User ID: P1905491

Summary

Fall Enrollment Survey Summary Four-Year Institutions with Graduate Students

IPEDS collects important information regarding your institution. All data reported in IPEDS survey components become available in the IPEDS Data Center and appear as aggregated data in various Department of Education reports. Additionally, some of the reported data appears specifically for your institution through the College Navigator website and is included in your institution's Data Feedback Report (DFR). The purpose of this summary is to provide you an opportunity to view some of the data that, when accepted through the IPEDS quality control process, will appear on the College Navigator website and/or your DFR. College Navigator is updated approximately three months after the data collection period closes and Data Feedback Reports will be available through the ExPT and sent to your institution's CEO in November 2012.

Please review your data for accuracy. If you have questions about the data displayed below after reviewing the data reported on the survey screens, please contact the IPEDS Help Desk at: 1-877-225-2568 or ipedshelp@rti.org.

Student Enrollment	
Total enrollment	16,835
Undergraduate enrollment	13,096
Undergraduate transfer-in enrollment	1,713
Graduate enrollment	3,739
Student-to-faculty ratio	
	15 to 1

Student Characteristics (All Students)	
Percent of all students who are female	61%
Percent of all students by race/ethnicity:	
American Indian or Alaska Native	0%
Asian	14%
Black or African American	25%
Hispanic/Latino	13%
Native Hawaiian or Pacific Islander	0%
White	43%
Two or More Races	0%
Race and ethnicity unknown	0%
Nonresident alien	5%

Undergraduate Student Characteristics	
Percent of undergraduates who are female	59%
Percent of undergraduates who are full-time	71%
Percent of undergraduates by race/ethnicity:	
American Indian or Alaska Native	0%
Asian	16%

Black or African American	25%
Hispanic/Latino	14%
Native Hawaiian or Pacific Islander	0%
White	40%
Two or More Races	1%
Race and ethnicity unknown	0%
Nonresident alien	4%
Percent of undergraduate students by age:	
24 and under	74%
25 and over	26%
Age unknown	0%

Undergraduate Retention and Graduation Rate Cohort	
First-time, full-time bachelor's seeking student retention rate	82%
First-time, part-time bachelor's seeking student retention rate	71%
Graduation rate cohort as percent of total entering students	
	31%

Graduate Student Characteristics	
Percent of graduate students who are female	67%
Percent of graduate students who are full-time	17%

Institution: CUNY Brooklyn College (190549)

User ID: P1905491

Edit Report

Fall Enrollment

Institution: CUNY Brooklyn College (190549)

Source	Description	Severity	Resolved	Options
--------	-------------	----------	----------	---------

Screen: Retention Rates

Upload	The number entered, 1,143, does not lie within the expected range of between 857 and 1,047 based on the prior year data. Please correct your data or provide an explanation. (Error #6164)	Explanation	Yes	Back to survey data
--------	--	-------------	-----	---------------------

Reason: The enrollment increase is due to the College's strategic plan to attract and retain students through implementing a coordinated campus-wide recruitment.

Upload	The number entered, 14, does not lie within the expected range of between 18 and 32 based on the prior year data. Please correct your data or provide an explanation. (Error #6164)	Explanation	Yes	Back to survey data
--------	---	-------------	-----	---------------------

Reason: The count of part-time, first-time freshmen is only 4 below the expected range. This count is correct.

[Print Form\(s\)](#)[Get PDF File](#)[Go Back](#)