

## Fall Enrollment 2015-16

Institution: CUNY Brooklyn College (190549)

User ID: P1905491

**Overview****Fall Enrollment Overview**

The Fall Enrollment component collects student enrollment counts by level of student, enrollment status, gender and race/ethnicity. In addition, first-time student retention rates and the student-to-faculty ratio are collected. Every other year data on residence of first-time undergraduates is required and in opposite years, enrollment by student age is required to be reported.

Institutions operating on a traditional academic year calendar (semester, trimester, quarter, or 4-1-4) report Fall enrollment as of the institution's official fall reporting date or October 15. Institutions operating on a calendar that differs by program or that enrolls students on a continuous basis (referred to as program reporters) report Fall enrollment as students enrolled any time during the period August 1 and October 31.

**Data Reporting Reminders:**

- Part B, Enrollment of students by age, is **required** this year.
- Part C, Residence of first-time degree/certificate-seeking undergraduates, is **optional** this year.

**Resources:**

To download the survey materials for this component: [Survey Materials](#)

To access your prior year data submission for this component: [Reported Data](#)

If you have questions about completing this survey, please contact the **IPEDS Help Desk at 1-877-225-2568**.

Institution: CUNY Brooklyn College (190549)

User ID: P1905491

**Part Selection**

**Completion of Part C (Residence of First-Time Degree/Certificate-Seeking Undergraduates) is optional this year.**

**Do you wish to complete Part C this year?**

**If you select 'No', you will skip Part C.**

**If you select 'Yes', you will be expected to complete the Part C screens.**

<input type="radio"/>	No, I will not complete Part C
<input checked="" type="radio"/>	Yes, I will complete Part C

Institution: CUNY Brooklyn College (190549)

User ID: P1905491

**Part A - Fall Enrollment for Full-Time Undergraduate Students**Enrollment as of the institution's official fall reporting date or as of October 15, 2015**Full-time Undergraduate Students****Reporting Reminders:**

- Report Hispanic/Latino individuals of any race as Hispanic/Latino
- Report race for non-Hispanic/Latino individuals only
- Even though Teacher Preparation certificate programs may require a bachelor's degree for admission, they are considered subbaccalaureate undergraduate programs, and students in these programs are undergraduate students.

**Men**

Enrolled for <u>credit</u>	<u>Degree/certificate-seeking</u>			Total degree/certificate- seeking	Non-degree/ non- certificate- seeking	Total, <b><u>Full-time undergraduate students</u></b>
	<u>First-time</u>	<u>Transfer-in</u>	<u>Continuing/ Returning</u>			
<u>Nonresident alien</u>	29	22	81	132	3	135
<u>Hispanic/Latino</u>	110	197	561	868	3	871
<u>American Indian or Alaska Native</u>	1	3	5	9	0	9
<u>Asian</u>	191	128	658	977	4	981
<u>Black or African American</u>	77	167	487	731	14	745
<u>Native Hawaiian or Other Pacific Islander</u>	2	1	10	13	0	13
<u>White</u>	225	188	1,043	1,456	5	1,461
Two or more races	14	7	44	65	0	65
<u>Race and ethnicity unknown</u>	0	0	0	0	0	0
<b>Total men</b>	649	713	2,889	4,251	29	4,280
Total men prior year	<b>652</b>	<b>727</b>	<b>2,736</b>	<b>4,115</b>	<b>40</b>	<b>4,155</b>

**Women**

Enrolled for <u>credit</u>	<u>Degree/certificate-seeking</u>			Total degree/certificate- seeking	Non-degree/ non- certificate- seeking	Total, <b><u>Full-time undergraduate students</u></b>
	<u>First-time</u>	<u>Transfer-in</u>	<u>Continuing/ Returning</u>			
<u>Nonresident alien</u>	25	36	136	197	10	207
<u>Hispanic/Latino</u>	139	272	913	1,324	5	1,329
<u>American Indian or Alaska Native</u>	0	1	12	13	0	13
<u>Asian</u>	167	154	762	1,083	3	1,086

<u>Black or African American</u>	93	282	871	1,246	33	1,279
<u>Native Hawaiian or Other Pacific Islander</u>	0	0	7	7	0	7
<u>White</u>	240	284	1,317	1,841	15	1,856
Two or more races	14	14	90	118	0	118
<u>Race and ethnicity unknown</u>	0	0	0	0	0	0
<b>Total women</b>	678	1,043	4,108	5,829	66	5,895
Total women prior year	695	1,044	3,958	5,697	45	5,742
<b>Grand total (men+women)</b>	1,327	1,756	6,997	10,080	95	10,175
Grand total (men+women) prior year	1,347	1,771	6,694	9,812	85	9,897

Institution: CUNY Brooklyn College (190549)

User ID: P1905491

**Part A - Fall Enrollment for Part-time Undergraduate Students**Enrollment as of the institution's official fall reporting date or as of October 15, 2015**Part-time Undergraduate Students****Reporting Reminders:**

- Report Hispanic/Latino individuals of any race as Hispanic/Latino
- Report race for non-Hispanic/Latino individuals only
- Even though Teacher Preparation certificate programs may require a bachelor's degree for admission, they are considered subbaccalaureate undergraduate programs, and students in these programs are undergraduate students.

**Men**

Enrolled for <u>credit</u>	<u>Degree/certificate-seeking</u>			Total degree/certificate- seeking	Non-degree/ non- certificate- seeking	Total, <u>part-time</u> <u>undergraduate</u> students
	<u>First-time</u>	<u>Transfer-in</u>	<u>Continuing/ Returning</u>			
<u>Nonresident alien</u>	0	9	31	40	7	47
<u>Hispanic/Latino</u>	1	42	221	264	36	300
<u>American Indian or Alaska Native</u>	0	1	1	2	0	2
<u>Asian</u>	1	24	140	165	34	199
<u>Black or African American</u>	2	47	274	323	176	499
<u>Native Hawaiian or Other Pacific Islander</u>	0	0	1	1	0	1
<u>White</u>	2	55	360	417	80	497
Two or more races	0	6	12	18	1	19
<u>Race and ethnicity unknown</u>	0	0	0	0	0	0
<b>Total men</b>	6	184	1,040	1,230	334	1,564
Total men prior year	5	112	1,149	1,266	430	1,696

**Women**

Enrolled for <u>credit</u>	<u>Degree/certificate-seeking</u>			Total degree/certificate- seeking	Non-degree/ non- certificate- seeking	Total, <u>part-time</u> <u>undergraduate</u> students
	<u>First-time</u>	<u>Transfer-in</u>	<u>Continuing/ Returning</u>			
<u>Nonresident alien</u>	1	16	80	97	14	111
<u>Hispanic/Latino</u>	1	65	343	409	84	493
<u>American Indian or Alaska Native</u>	0	1	6	7	0	7
<u>Asian</u>	0	25	163	188	58	246

<u>Black or African American</u>	<input type="text" value="1"/>	<input type="text" value="87"/>	<input type="text" value="463"/>	551	<input type="text" value="305"/>	856
<u>Native Hawaiian or Other Pacific Islander</u>	<input type="text" value="0"/>	<input type="text" value="0"/>	<input type="text" value="1"/>	1	<input type="text" value="0"/>	1
<u>White</u>	<input type="text" value="4"/>	<input type="text" value="81"/>	<input type="text" value="506"/>	591	<input type="text" value="141"/>	732
Two or more races	<input type="text" value="0"/>	<input type="text" value="4"/>	<input type="text" value="14"/>	18	<input type="text" value="4"/>	22
<u>Race and ethnicity unknown</u>	<input type="text" value="0"/>	<input type="text" value="0"/>	<input type="text" value="0"/>	0	<input type="text" value="0"/>	0
<b>Total women</b>	7	279	1,576	1,862	606	2,468
Total women prior year	<b>6</b>	<b>247</b>	<b>1,594</b>	<b>1,847</b>	<b>675</b>	<b>2,522</b>
<b>Grand total (men+women)</b>	13	463	2,616	3,092	940	4,032
Grand total (men+women) prior year	<b>11</b>	<b>359</b>	<b>2,743</b>	<b>3,113</b>	<b>1,105</b>	<b>4,218</b>

Institution: CUNY Brooklyn College (190549)

User ID: P1905491

**Part A - Fall Enrollment for Graduate Students**Enrollment as of the institution's official fall reporting date or as of October 15, 2015**Graduate Students****Race/Ethnicity Reporting Reminder:**

- Report Hispanic/Latino individuals of any race as Hispanic/Latino
- Report race for non-Hispanic/Latino individuals only

**Graduate Student Reporting Reminder:**

- Report all postbaccalaureate degree and certificate students as graduate students, including any doctor's-professional practice students (formerly first-professional)
- Even though Teacher Preparation certificate programs may require a bachelor's degree for admission, they are considered subbaccalaureate undergraduate programs, and students in these programs are undergraduate students.

**Men**

Enrolled for <u>credit</u>	Total <u>full-time</u>	Total <u>part-time</u>	Total graduate students
<u>Nonresident alien</u>	13	94	107
<u>Hispanic/Latino</u>	26	102	128
<u>American Indian or Alaska Native</u>	2	3	5
<u>Asian</u>	12	95	107
<u>Black or African American</u>	20	193	213
<u>Native Hawaiian or Other Pacific Islander</u>	0	1	1
<u>White</u>	85	385	470
Two or more races	1	9	10
<u>Race and ethnicity unknown</u>	0	0	0
<b>Total men</b>	159	882	1,041
Total men prior year	129	924	1,053

**Women**

Enrolled for <u>credit</u>	Total <u>full-time</u>	Total <u>part-time</u>	Total graduate students
<u>Nonresident alien</u>	21	163	184
<u>Hispanic/Latino</u>	57	234	291
<u>American Indian or Alaska Native</u>	3	7	10
<u>Asian</u>	39	183	222
<u>Black or African American</u>	75	464	539
<u>Native Hawaiian or Other Pacific Islander</u>	3	0	3


<u>White</u>	198	702	900
Two or more races	5	8	13
<u>Race and ethnicity unknown</u>	0	0	0
<b>Total women</b>	401	1,761	2,162
Total women prior year	360	1,862	2,222
<b>Grand total (men+women)</b>	560	2,643	3,203
Grand total (men+women) prior year	489	2,786	3,275



Institution: CUNY Brooklyn College (190549)

User ID: P1905491

**Part A - Fall Enrollment by Distance Education Status**Enrollment as of the institution's official fall reporting date or as of October 15, 2015

	<u>Undergraduate Students</u>		<u>Graduate Students</u>
	<u>Degree/Certificate Seeking</u>	Non-Degree/Certificate Seeking	
 <b>Enrolled <i>exclusively</i> in <u>distance education courses</u></b>	34	9	22
<b>Enrolled in <i>some</i> but not all distance education courses</b>	788	3	150
<i>Not enrolled in any distance education courses</i>	12,350	1,023	3,031
<b>Total</b> (from prior part A screens)	13,172	1,035	3,203

You may use the space below to **provide context** for the data you've reported above.

^

v


<

>

Institution: CUNY Brooklyn College (190549)

User ID: P1905491

**Part A - Fall Enrollment by Distance Education Status**

		<u>Undergraduate Students</u>		<u>Graduate Students</u>
<b>Of those students <i>exclusively</i> enrolled in <u>distance education courses</u>, report the number that are:</b>		<u>Degree/Certificate Seeking</u>	Non-Degree/Certificate Seeking	
Located in	NY	<input type="text" value="32"/>	 <input type="text" value="9"/>	<input type="text" value="21"/>
Located in the U.S. but not in	NY	<input type="text" value="2"/>	<input type="text"/>	<input type="text" value="1"/>
Located in the U.S. but state/jurisdiction unknown		<input type="text"/>	<input type="text"/>	<input type="text"/>
Located outside the U.S.		<input type="text"/>	<input type="text"/>	<input type="text"/>
Location unknown/unreported		0	0	0
Total students exclusively enrolled in distance education (from section above)		34	9	22

Institution: CUNY Brooklyn College (190549)

User ID: P1905491

**Part A - Fall Enrollment Summary**

<b>Fall Enrollment Summary</b>			
<b>Men</b>			
Students enrolled for credit	Total full-time students	Total part-time students	Grand total, all students
<u>Nonresident alien</u>	148	141	289
<u>Hispanic/Latino</u>	897	402	1,299
<u>American Indian or Alaska Native</u>	11	5	16
<u>Asian</u>	993	294	1,287
<u>Black or African American</u>	765	692	1,457
<u>Native Hawaiian or Other Pacific Islander</u>	13	2	15
<u>White</u>	1,546	882	2,428
Two or more races	66	28	94
<u>Race and ethnicity unknown</u>	0	0	0
<b>Total men</b>	<b>4,439</b>	<b>2,446</b>	<b>6,885</b>
<b>Women</b>			
Students enrolled for credit	Total full-time students	Total part-time students	Grand total, all students
<u>Nonresident alien</u>	228	274	502
<u>Hispanic/Latino</u>	1,386	727	2,113
<u>American Indian or Alaska Native</u>	16	14	30
<u>Asian</u>	1,125	429	1,554
<u>Black or African American</u>	1,354	1,320	2,674
<u>Native Hawaiian or Other Pacific Islander</u>	10	1	11
<u>White</u>	2,054	1,434	3,488
Two or more races	123	30	153
<u>Race and ethnicity unknown</u>	0	0	0
<b>Total women</b>	<b>6,296</b>	<b>4,229</b>	<b>10,525</b>
<b>Grand Total (men+women)</b>	<b>10,735</b>	<b>6,675</b>	<b>17,410</b>

Institution: CUNY Brooklyn College (190549)

User ID: P1905491

**Part B - Fall Enrollment by Age and Gender for Full-time Undergraduate Students**

Enrollment as of the institution's <u>official fall reporting date</u> or as of October 15, 2015		
Age	Full-time Undergraduate Students	
	Men	Women
Under 18	190	231
18-19	1,187	1,419
20-21	1,190	1,871
22-24	974	1,307
25-29	478	684
30-34	154	197
35-39	57	82
40-49	35	80
50-64	14	23
65 and over	1	1
Age unknown/unreported	0	0
Total full-time undergraduate students (from part A)	4,280	5,895

Institution: CUNY Brooklyn College (190549)

User ID: P1905491

**Part B - Fall Enrollment by Age and Gender for Part-time Undergraduate Students**

Enrollment as of the institution's <u>official fall reporting date</u> or as of October 15, 2015		
Age	<u>Part-time Undergraduate Students</u>	
	Men	Women
Under 18	211	371
18-19	83	82
20-21	184	243
22-24	394	574
25-29	378	574
30-34	139	253
35-39	66	129
40-49	69	153
50-64	37	82
65 and over	2	6
Age unknown/unreported	1	1
Total part-time undergraduate students (from part A)	1,564	2,468

Institution: CUNY Brooklyn College (190549)

User ID: P1905491

**Part B - Fall Enrollment by Age and Gender for Full-time Graduate Students**

Enrollment as of the institution's <u>official fall reporting date</u> or as of October 15, 2015		
Age	<u>Full-time Graduate Students</u>	
	Men	Women
Under 18	<input type="text"/>	<input type="text"/>
18-19	<input type="text"/>	<input type="text"/>
20-21	<input type="text" value="7"/>	<input type="text" value="29"/>
22-24	<input type="text" value="40"/>	<input type="text" value="156"/>
25-29	<input type="text" value="46"/>	<input type="text" value="107"/>
30-34	<input type="text" value="27"/>	<input type="text" value="49"/>
35-39	<input type="text" value="15"/>	<input type="text" value="24"/>
40-49	<input type="text" value="20"/>	<input type="text" value="25"/>
50-64	<input type="text" value="4"/>	<input type="text" value="11"/>
65 and over	<input type="text"/>	<input type="text"/>
Age unknown/unreported	0	0
Total full-time graduate students (from part A)	159	401

Institution: CUNY Brooklyn College (190549)

User ID: P1905491

**Part B - Fall Enrollment by Age and Gender for Part-time Graduate Students**

Enrollment as of the institution's <u>official fall reporting date</u> or as of October 15, 2015		
Age	<u>Part-time Graduate Students</u>	
	Men	Women
Under 18	<input type="text"/>	<input type="text"/>
18-19	<input type="text" value="0"/>	<input type="text" value="1"/>
20-21	<input type="text" value="9"/>	<input type="text" value="32"/>
22-24	<input type="text" value="166"/>	<input type="text" value="411"/>
25-29	<input type="text" value="319"/>	<input type="text" value="695"/>
30-34	<input type="text" value="172"/>	<input type="text" value="265"/>
35-39	<input type="text" value="102"/>	<input type="text" value="126"/>
40-49	<input type="text" value="82"/>	<input type="text" value="156"/>
50-64	<input type="text" value="23"/>	<input type="text" value="73"/>
65 and over	<input type="text" value="9"/>	<input type="text" value="2"/>
Age unknown/unreported	0	0
Total part-time graduate students (from part A)	882	1,761

User ID: P1905491

**Did any of your first-time degree/certificate-seeking undergraduate students (reported in Part A) enroll within 12 months of graduating high school or receiving their GED?**

<input type="radio"/>	No, we do not have any first-time students who enrolled within 12 months of their high school graduation.
<input checked="" type="radio"/>	Yes, we have first-time students who enrolled within 12 months of their high school graduation.

You may use the space below to **provide context** for the data you've reported above.



Institution: CUNY Brooklyn College (190549)

User ID: P1905491

**Part C - Residence of First-time Undergraduates****NOTE: These data are optional this year.****Enrollment as of the institution's official fall reporting date or as of October 15, 2015**Enter **at least one** zero, where applicable, to verify that the screen has not been skipped.

State of <u>residence</u> when student was first admitted	FIPS Code	 Total first-time degree/certificate-seeking undergraduates (1)	Of students in column 1, those who enrolled <b>within 12 months</b> of high school graduation or receiving their GED (2)
Alabama	01	<input type="text"/>	<input type="text"/>
Alaska	02	<input type="text"/>	<input type="text"/>
Arizona	04	<input type="text"/>	<input type="text"/>
Arkansas	05	<input type="text"/>	<input type="text"/>
California	06	<input type="text"/>	<input type="text"/>
Colorado	08	<input type="text" value="1"/>	<input type="text" value="1"/>
Connecticut	09	<input type="text" value="3"/>	<input type="text" value="3"/>
Delaware	10	<input type="text"/>	<input type="text"/>
District of Columbia	11	<input type="text"/>	<input type="text"/>
Florida	12	<input type="text"/>	<input type="text"/>
Georgia	13	<input type="text"/>	<input type="text"/>
Hawaii	15	<input type="text"/>	<input type="text"/>
Idaho	16	<input type="text"/>	<input type="text"/>
Illinois	17	<input type="text"/>	<input type="text"/>
Indiana	18	<input type="text"/>	<input type="text"/>
Iowa	19	<input type="text"/>	<input type="text"/>
Kansas	20	<input type="text"/>	<input type="text"/>
Kentucky	21	<input type="text"/>	<input type="text"/>
Louisiana	22	<input type="text" value="1"/>	<input type="text" value="1"/>
Maine	23	<input type="text"/>	<input type="text"/>

Institution: CUNY Brooklyn College (190549)

User ID: P1905491

**Part C - Residence of First-time Undergraduates****NOTE: These data are optional this year.****Enrollment as of the institution's official fall reporting date or as of October 15, 2015**Enter **at least one** zero, where applicable, to verify that the screen has not been skipped.

State of <u>residence</u> when student was first admitted	FIPS Code	Total <u>first-time</u> degree/certificate-seeking undergraduates (1)	Of students in column 1, those who enrolled <b>within 12 months</b> of high school graduation or receiving their GED (2)
Maryland	24	<input type="text" value="1"/>	<input type="text" value="1"/>
Massachusetts	25	<input type="text" value="1"/>	<input type="text" value="0"/>
Michigan	26	<input type="text" value="1"/>	<input type="text" value="1"/>
Minnesota	27	<input type="text"/>	<input type="text"/>
Mississippi	28	<input type="text"/>	<input type="text"/>
Missouri	29	<input type="text" value="1"/>	<input type="text" value="1"/>
Montana	30	<input type="text"/>	<input type="text"/>
Nebraska	31	<input type="text"/>	<input type="text"/>
Nevada	32	<input type="text"/>	<input type="text"/>
New Hampshire	33	<input type="text"/>	<input type="text"/>
New Jersey	34	<input type="text" value="4"/>	<input type="text" value="1"/>
New Mexico	35	<input type="text" value="1"/>	<input type="text" value="1"/>
New York	36	<input type="text" value="1,278"/>	<input type="text" value="1,131"/>
North Carolina	37	<input type="text" value="1"/>	<input type="text" value="1"/>
North Dakota	38	<input type="text"/>	<input type="text"/>
Ohio	39	<input type="text" value="2"/>	<input type="text" value="2"/>
Oklahoma	40	<input type="text"/>	<input type="text"/>
Oregon	41	<input type="text"/>	<input type="text"/>
Pennsylvania	42	<input type="text" value="1"/>	<input type="text" value="1"/>
Rhode Island	44	<input type="text"/>	<input type="text"/>

Institution: CUNY Brooklyn College (190549)

User ID: P1905491

**Part C - Residence of First-time Undergraduates****NOTE: These data are optional this year.****Enrollment as of the institution's official fall reporting date or as of October 15, 2015**Enter **at least one** zero, where applicable, to verify that the screen has not been skipped.

State of <u>residence</u> when student was first admitted	FIPS Code	Total <u>first-time</u> degree/certificate-seeking undergraduates (1)	Of students in column 1, those who enrolled <b>within 12 months</b> of high school graduation or receiving their GED (2)
South Carolina	45	<input type="text"/>	<input type="text"/>
South Dakota	46	<input type="text"/>	<input type="text"/>
Tennessee	47	<input type="text"/>	<input type="text"/>
Texas	48	<input type="text"/>	<input type="text"/>
Utah	49	<input type="text"/>	<input type="text"/>
Vermont	50	<input type="text"/>	<input type="text"/>
Virginia	51	<input type="text" value="2"/>	<input type="text" value="2"/>
Washington	53	<input type="text" value="1"/>	<input type="text" value="1"/>
West Virginia	54	<input type="text"/>	<input type="text"/>
Wisconsin	55	<input type="text"/>	<input type="text"/>
Wyoming	56	<input type="text"/>	<input type="text"/>
<u>State Unknown</u>	57	<input type="text" value="4"/>	<input type="text" value="2"/>
American Samoa	60	<input type="text"/>	<input type="text"/>
Federated States of Micronesia	64	<input type="text"/>	<input type="text"/>
Guam	66	<input type="text"/>	<input type="text"/>
Marshall Islands	68	<input type="text"/>	<input type="text"/>
Northern Marianas	69	<input type="text"/>	<input type="text"/>
Palau	70	<input type="text"/>	<input type="text"/>
Puerto Rico	72	<input type="text"/>	<input type="text"/>
Virgin Islands	78	<input type="text"/>	<input type="text"/>
Foreign Countries	90	<input type="text" value="25"/>	<input type="text" value="10"/>
Residence unknown/unreported	98	12	
Total first-time degree/certificate-seeking undergraduates (from Part A)		1,340	1,160

**You may use the space below to provide context for the data you've reported above.**

4/22/2016

Institution: CUNY Brooklyn College (190549)

User ID: P1905491

**Part D - Total Undergraduate Entering Class**

<b>Total Undergraduate Entering Class, Fall 2015</b>		
D1	Total full-time, first-time degree/certificate-seeking <u>undergraduates</u> from Part A (GR <u>cohort</u> )	1,327
D2	Total <u>first-time</u> degree/certificate-seeking undergraduates (full-time + part-time) from Part A	1,340
D3	Total <u>transfer-in</u> degree/certificate-seeking undergraduates (full-time + part-time) from Part A	2,219
D4	Total <u>non-degree/certificate-seeking</u> undergraduates (full-time + part-time) from Part A	1,035
D5	Of the total non-degree/certificate-seeking undergraduates displayed on line D4, <b>the number that are new to the institution in Fall 2015</b>	929
D6	Total <u>entering students</u> at the undergraduate level <b>Note:</b> This is calculated as first-time students (line D2) + students transferring to the institution (line D3) + non-degree/certificate-seeking undergraduates entering in Fall 2015 (line D5).	4,488
D7	Percentage of undergraduate entering class represented by your GR <u>cohort</u> (line D1/line D6)	30

Institution: CUNY Brooklyn College (190549)

User ID: P1905491

**Part E - First-time Bachelor's Cohort Retention Rates (Full-time)**Retention Rates**Full-time, First-time Bachelor's Cohort from Fall 2014**

Academic reporters determine the cohort and retention as of the institution's official fall reporting date or as of October 15. Program reporters determine the cohort with enrollment any time between August 1 and October 31, 2014 and retention based on August 1, 2015.


The retention rate is calculated by the system after clicking "Save" on the screen. Exclusions are subtracted from the original cohort and the resulting adjusted cohort is used for calculating the retention rate.

**Retention Data Reporting Reminders:**

- Include only **full-time, first-time bachelor's** students in this cohort.
- Determine the full-time cohort using Fall 2014 status (e.g. if a student was full-time in Fall 2014, report them in the full-time cohort regardless of their Fall 2015 status).
- If there are no students to report in the cohort, enter zero. Do not leave the field blank.
- Report in the exclusions box (line E2) the number of students from the cohort who left the institution for any of the following reasons: died or were totally and permanently disabled; to serve in the armed forces (including those called to active duty); to serve with a foreign aid service of the Federal Government (e.g. Peace Corps); or to serve on official church missions.

Prior year data (Fall 2013 cohort)

**FULL-TIME, FIRST-TIME BACHELOR'S COHORT RETENTION:**

<b>E1</b>	Full-time, first-time Fall 2014 bachelor's cohort		<input type="text" value="1,347"/>		<b>1,183</b>	
<b>E2</b>	<u>Exclusions</u> from the Fall 2014 cohort		<input type="text"/>		<b>0</b>	
<b>E3</b>	<b>Adjusted</b> Fall 2014 cohort (line E1- line E2)		1,347		<b>1,183</b>	
<b>E4</b>	Students from Fall 2014 cohort <b>still enrolled</b> as of Fall 2015		<input type="text" value="1,101"/>		<b>970</b>	
<b>E5</b>	Full-time, first-time Fall 2014 bachelor's cohort retention rate (line E4 / line E3)		82	%	<b>82</b>	%



You may use the space below to **provide context** for the data you've reported above.

These context notes will be posted on the College Navigator website, and should be written to be understood by students and parents.

^  
v

<  
>

Institution: CUNY Brooklyn College (190549)

User ID: P1905491

**Part E - First-time Bachelor's Cohort Retention Rates (Part-time)**Retention Rates**Part-time, First-time Bachelor's Cohort from Fall 2014**

Academic reporters determine the cohort and retention as of the institution's official fall reporting date or as of October 15. Program reporters determine the cohort with enrollment any time between August 1 and October 31, 2014 and retention based on August 1, 2015.

The retention rate is calculated by the system after clicking "Save" on the screen. Exclusions are subtracted from the original cohort and the resulting adjusted cohort is used for calculating the retention rate.

**Retention Data Reporting Reminders:**

- Include only **part-time, first-time bachelor's-seeking** students in this cohort.
- Determine part-time using Fall 2014 attendance status (e.g. if a student was part-time in Fall 2014, report them in the part-time cohort regardless of their Fall 2015 status).
- If there are no students to report in the cohort, enter zero. Do not leave the field blank.
- Report in the exclusions box (line E7) the number of students from the cohort who left the institution for any of the following reasons: died or were totally and permanently disabled; to serve in the armed forces (including those called to active duty); to serve with a foreign aid service of the Federal Government (e.g. Peace Corps); or to serve on official church missions.

Prior year data (Fall 2013 cohort)

**PART-TIME, FIRST-TIME BACHELOR'S COHORT RETENTION:**

<b>E6</b>	Part-time, first-time Fall 2014 bachelor's cohort	<input type="text" value="11"/>		<b>10</b>	
<b>E7</b>	<u>Exclusions</u> from the Fall 2014 cohort	<input type="text"/>		<b>0</b>	
<b>E8</b>	<b>Adjusted</b> Fall 2014 cohort (line E6 - line E7)	11		<b>10</b>	
<b>E9</b>	Students from Fall 2014 cohort <b>still enrolled</b> as of Fall 2015	<input type="text" value="6"/>		<b>5</b>	
<b>E10</b>	Part-time, first-time Fall 2014 bachelor's cohort retention rate (line E9 / line E8)	55	%	<b>50</b>	%



You may use the space below to **provide context** for the data you've reported above.

These context notes will be posted on the College Navigator website, and should be written to be understood by students and parents.

Institution: CUNY Brooklyn College (190549)

User ID: P1905491

**Part F - Student-to-Faculty Ratio**

Please provide your institution's student-to-faculty ratio (i.e., student-to-instructional staff) for undergraduate programs for Fall 2015. The student-to-faculty ratio and any accompanying context that is provided will be displayed on College Navigator.

**Note:** Logic in this item is similar to item I-2 from the Common Data Set data collection.

Click [here](#) to use a worksheet to help you determine the student-to-faculty ratio

Student-to-faculty ratio	<input type="text" value="15"/>	to 1
Student-to-faculty ratio prior year	<b>14</b>	to 1



You may use the space below to **provide context** for the data you've reported above.

These context notes will be posted on the College Navigator website, and should be written to be understood by students and parents.



Institution: CUNY Brooklyn College (190549)

User ID: P1905491

**Summary**

### Fall Enrollment Survey Summary Four-Year Institutions with Graduate Students

IPEDS collects important information regarding your institution. All data reported in IPEDS survey components become available in the IPEDS Data Center and appear as aggregated data in various Department of Education reports. Additionally, some of the reported data appears specifically for your institution through the College Navigator website and is included in your institution's Data Feedback Report (DFR). The purpose of this summary is to provide you an opportunity to view some of the data that, when accepted through the IPEDS quality control process, will appear on the College Navigator website and/or your DFR. College Navigator is updated approximately three months after the data collection period closes and Data Feedback Reports will be available through the [Data Center](#) and sent to your institution's CEO in November 2016.

Please review your data for accuracy. If you have questions about the data displayed below after reviewing the data reported on the survey screens, please contact the IPEDS Help Desk at: 1-877-225-2568 or [ipedshelp@rti.org](mailto:ipedshelp@rti.org).

Student Enrollment	
Total enrollment	17,410
Undergraduate enrollment	14,207
Undergraduate transfer-in enrollment	2,219
Graduate enrollment	3,203
Student-to-faculty ratio	
	15 to 1

Student Characteristics (All Students)	
Percent of all students who are female	60%
Percent of all students by race/ethnicity:	
American Indian or Alaska Native	0%
Asian	16%
Black or African American	24%
Hispanic/Latino	20%
Native Hawaiian or Pacific Islander	0%
White	34%
Two or More Races	1%
Race and ethnicity unknown	0%
Nonresident alien	5%

Undergraduate Student Characteristics	
Percent of undergraduates who are female	59%
Percent of undergraduates who are full-time	72%
Percent of undergraduates by race/ethnicity:	
American Indian or Alaska Native	0%

Asian	18%
Black or African American	24%
Hispanic/Latino	21%
Native Hawaiian or Pacific Islander	0%
White	32%
Two or More Races	2%
Race and ethnicity unknown	0%
Nonresident alien	4%
Percent of undergraduate students by age:	
24 and under	74%
25 and over	26%
Age unknown	0%

Undergraduate Retention and Graduation Rate Cohort	
First-time, full-time bachelor's seeking student retention rate	82%
First-time, part-time bachelor's seeking student retention rate	55%
Graduation rate cohort as percent of total entering students	
	30%

Graduate Student Characteristics	
Percent of graduate students who are female	67%
Percent of graduate students who are full-time	17%

Institution: CUNY Brooklyn College (190549)

User ID: P1905491

[Edit Report](#)**Fall Enrollment****CUNY Brooklyn College (190549)**

Source	Description	Severity	Resolved	Options
--------	-------------	----------	----------	---------

**Screen: Part A - Fall Enrollment by Distance Education Status**

Perform Edits	All undergraduate non-degree/certificate-seeking students exclusively enrolled in distance education courses are not expected to be reported under the same location category. Please correct your data or explain. (Error #6171)	Explanation	Yes	
Reason:	The residence of Brooklyn College's enrollment is highly concentrated in NY state			
Related Screens:	Distance Education Status 1, Distance Education Status 2			

**Screen: Part E - First-time Bachelor's Cohort Retention Rates (Full-time)**

Upload File	The full-time, first-time bachelor's cohort reported in Part E (1,347) is outside the expected range when compared with the prior year value (Fall 2013 cohort). Please correct your data or explain. (Error #6164)	Explanation	Yes	
Reason:	The number is correct - full-time, first-time baccalaureate increased in fall 2014			