

IPEDS 2021-22 Data Collection System

IPEDS HELP DESK (877) 225-2568 | ipedshelp@rti.org

OMB NO. 1850-0582 v.29 : Approval Expires 8/31/2022

User ID: P1905492

Fall Enrollment 2021-22

Institution: CUNY Brooklyn College (190549)

User ID: P1905492

Overview

Fall Enrollment Overview

The Fall Enrollment component collects student enrollment counts by level of student, enrollment status, gender and race/ethnicity. In addition, first-time student retention rates and the student-to-faculty ratio are collected. Enrollment by age is required in odd-numbered years, and enrollment by residence of first-time undergraduates is required in even-numbered years.

Institutions operating on a traditional academic year calendar (semester, trimester, quarter, or 4-1-4) report Fall enrollment as of the institution's official fall reporting date or October 15. Institutions operating on a calendar that differs by program or that enrolls students on a continuous basis (referred to as program reporters) report Fall enrollment as students enrolled any time during the period August 1 and October 31.

Data reporting reminders:

- Part B, Enrollment of students by age, is **required** this year.
- Part C, Residence of first-time degree/certificate-seeking undergraduates, is **optional** this year.
- For reporting students studying in consortium agreements, please refer to the Resource page at <https://nces.ed.gov/ipeds/report-your-data/data-tip-sheet-reporting-data-consortium-institutions>.

Changes to reporting for 2021-22:

There are no changes to this survey component.

Resources:

- To download the survey materials for this component: [Survey Materials](#)
- To access your prior year data submission for this component: [Reported Data](#)

If you have questions about completing this survey, please contact the **IPEDS Help Desk at 1-877-225-2568**.

Institution: CUNY Brooklyn College (190549)

User ID: P1905492

Part Selection

Completion of Part C (Residence of First-Time Degree/Certificate-Seeking Undergraduates) is optional this year.

Do you wish to complete Part C this year?

If you select 'Yes', you will be expected to complete the Part C screens.

If you select 'No', you will skip Part C.

- ☒ No, I will not complete Part C
- ☐ Yes, I will complete Part C

Institution: CUNY Brooklyn College (190549)

User ID: P1905492

Part A - Fall Enrollment for Full-Time Undergraduate Students

Enrollment as of the institution's official fall reporting date or as of **October 15, 2021**

Full-time Undergraduate Students

Reporting Reminders:

- Report Hispanic/Latino individuals of any race as Hispanic/Latino
- Report race for non-Hispanic/Latino individuals only
- Even though Teacher Preparation certificate programs may require a bachelor's degree for admission, they are considered subbaccalaureate undergraduate programs, and students in these programs are undergraduate students.

Men

Enrolled for <u>credit</u>	Degree/certificate-seeking				Non-degree/ non-certificate-seeking		Total, <u>Full-time</u> <u>undergraduate</u> students
	<u>First-time</u>	<u>Non-first-time</u>		Total degree/certificate-seeking			
		<u>Transfer-in</u>	<u>Continuing/ Returning</u>				
<u>Nonresident alien</u>	24	18	85	127	0	127	
<u>Hispanic/Latino</u>	154	80	641	875	5	880	
<u>American Indian or Alaska Native</u>	0	0	6	6	0	6	
<u>Asian</u>	246	93	920	1,259	5	1,264	
<u>Black or African American</u>	95	79	481	655	24	679	
<u>Native Hawaiian or Other Pacific Islander</u>	0	0	3	3	0	3	
<u>White</u>	182	88	862	1,132	6	1,138	
Two or more races	24	14	121	159	0	159	
<u>Race and ethnicity unknown</u>	0	0	0	0	0	0	
Total men	725	372	3,119	4,216	40	4,256	
Total men prior year	939	427	3,397	4,763	30	4,793	

Women

Enrolled for <u>credit</u>	Degree/certificate-seeking			Total degree/certificate-seeking	Non-degree/ non-certificate-seeking		Total, <u>Full-time</u> <u>undergraduate</u> students
	<u>First-time</u>	<u>Non-first-time</u>					
		<u>Transfer-in</u>	<u>Continuing/ Returning</u>				
<u>Nonresident alien</u>	<div>28</div>	<div>22</div>	<div>116</div>	166	<div>0</div>	166	
<u>Hispanic/Latino</u>	<div>190</div>	<div>174</div>	<div>1,027</div>	1,391	<div>8</div>	1,399	
<u>American Indian or Alaska Native</u>	<div>0</div>	<div>0</div>	<div>3</div>	3	<div>0</div>	3	
<u>Asian</u>	<div>214</div>	<div>101</div>	<div>1,037</div>	1,352	<div>9</div>	1,361	
<u>Black or African American</u>	<div>132</div>	<div>132</div>	<div>896</div>	1,160	<div>36</div>	1,196	
<u>Native Hawaiian or Other Pacific Islander</u>	<div>0</div>	<div>0</div>	<div>3</div>	3	<div>0</div>	3	
<u>White</u>	<div>225</div>	<div>115</div>	<div>1,033</div>	1,373	<div>16</div>	1,389	
<u>Two or more races</u>	<div>19</div>	<div>18</div>	<div>138</div>	175	<div>0</div>	175	
<u>Race and ethnicity unknown</u>	<div>0</div>	<div>0</div>	<div>0</div>	0	<div>0</div>	0	
Total women	<div><input checked="" type="checkbox"/> 808</div>	562	4,253	5,623	69	5,692	
Total women prior year	1,196	769	4,587	6,552	56	6,608	

Grand total (men+women)	1,533	934	7,372	9,839	109	9,948
Grand total (men+women) prior year	2,135	1,196	7,984	11,315	86	11,401

Institution: CUNY Brooklyn College (190549)

User ID: P1905492

Part A - Fall Enrollment for Part-time Undergraduate Students

Enrollment as of the institution's official fall reporting date or as of **October 15, 2021**Part-time Undergraduate Students

Reporting Reminders:

- Report Hispanic/Latino individuals of any race as Hispanic/Latino
- Report race for non-Hispanic/Latino individuals only
- Even though Teacher Preparation certificate programs may require a bachelor's degree for admission, they are considered subbaccalaureate undergraduate programs, and students in these programs are undergraduate students.

Men

Enrolled for <u>credit</u>	Degree/certificate-seeking			Total degree/certificate-seeking	Non-degree/ non-certificate-seeking	Total, <u>part-time</u> <u>undergraduate</u> students
	<u>First-time</u>	<u>Non-first-time</u>				
		<u>Transfer-in</u>	<u>Continuing/ Returning</u>			
<u>Nonresident alien</u>	0	5	27	32	0	32
<u>Hispanic/Latino</u>	4	36	271	311	32	343
<u>American Indian or Alaska Native</u>	0	0	2	2	0	2
<u>Asian</u>	0	18	180	198	32	230
<u>Black or African American</u>	2	31	235	268	101	369
<u>Native Hawaiian or Other Pacific Islander</u>	0	0	1	1	0	1
<u>White</u>	3	24	308	335	79	414
Two or more races	0	2	34	36	1	37
<u>Race and ethnicity unknown</u>	0	0	0	0	0	0
Total men	9	116	1,058	1,183	245	1,428
Total men prior year	9	118	1,076	1,203	286	1,489

Women

Enrolled for <u>credit</u>	Degree/certificate-seeking			Total degree/certificate-seeking	Non-degree/ non-certificate-seeking	Total, <u>part-time</u> <u>undergraduate</u> students
	<u>First-time</u>	<u>Non-first-time</u>				
		<u>Transfer-in</u>	<u>Continuing/ Returning</u>			
<u>Nonresident alien</u>	1	5	46	52	1	53
<u>Hispanic/Latino</u>	5	48	395	448	64	512
<u>American Indian or Alaska Native</u>	0	0	3	3	0	3
<u>Asian</u>	2	22	148	172	56	228
<u>Black or African American</u>	1	49	404	454	204	658
<u>Native Hawaiian or Other Pacific Islander</u>	0	0	0	0	0	0
<u>White</u>	3	37	338	378	156	534
<u>Two or more races</u>	0	5	33	38	3	41
<u>Race and ethnicity unknown</u>	0	0	0	0	0	0
Total women	12	166	1,367	1,545	484	2,029
Total women prior year	3	207	1,326	1,536	543	2,079

Grand total (men+women)	21	282	2,425	2,728	729	3,457
Grand total (men+women) prior year	12	325	2,402	2,739	829	3,568

Institution: CUNY Brooklyn College (190549)

User ID: P1905492

Part A - Fall Enrollment for Graduate Students

Enrollment as of the institution's official fall reporting date or as of October 15, 2021

Graduate Students

Race/Ethnicity Reporting Reminder:

- Report Hispanic/Latino individuals of any race as Hispanic/Latino
- Report race for non-Hispanic/Latino individuals only

Graduate Student Reporting Reminder:

- Report all postbaccalaureate degree and certificate students as graduate students, including any doctor's-professional practice students (formerly first-professional)
- Even though Teacher Preparation certificate programs may require a bachelor's degree for admission, they are considered subbaccalaureate undergraduate programs, and students in these programs are undergraduate students.

Men

Enrolled for <u>credit</u>	Total <u>full-time</u>	Total <u>part-time</u>	Total graduate students
<u>Nonresident alien</u>	10	40	50
<u>Hispanic/Latino</u>	27	118	145
<u>American Indian or Alaska Native</u>	0	1	1
<u>Asian</u>	20	65	85
<u>Black or African American</u>	33	155	188
<u>Native Hawaiian or Other Pacific Islander</u>	2	1	3
<u>White</u>	99	282	381
Two or more races	3	6	9
<u>Race and ethnicity unknown</u>	0	0	0
Total men	194	668	862
Total men prior year	175	776	951

Women

Enrolled for <u>credit</u>	Total <u>full-time</u>	Total <u>part-time</u>	Total graduate students
<u>Nonresident alien</u>	14	53	67
<u>Hispanic/Latino</u>	76	236	312
<u>American Indian or Alaska Native</u>	2	4	6
<u>Asian</u>	36	203	239
<u>Black or African American</u>	56	349	405
<u>Native Hawaiian or Other Pacific Islander</u>	2	1	3
<u>White</u>	173	437	610
Two or more races	11	18	29
<u>Race and ethnicity unknown</u>	0	0	0
Total women	370	1,301	1,671
Total women prior year	362	1,453	1,815


Grand total (men+women)	564	1,969	2,533
Grand total (men+women) prior year	537	2,229	2,766


Institution: CUNY Brooklyn College (190549)

User ID: P1905492

Part A - Fall Enrollment by Distance Education Status

Enrollment as of the institution's official fall reporting date or as of October 15, 2021

	Undergraduate Students		Graduate Students
	Degree/certificate-seeking	Non-degree/non-certificate-seeking	
 Enrolled <i>exclusively</i> in <u>distance education courses</u>	<input checked="" type="checkbox"/> 3,225	650	<input checked="" type="checkbox"/> 836
Enrolled in <i>at least one</i> but not all distance education courses	<input checked="" type="checkbox"/> 8,008	115	<input checked="" type="checkbox"/> 1,131
<i>Not enrolled</i> in any distance education courses	1,334	73	566
Total (from prior part A screens)	12,567	838	2,533

 You may use the box below to provide additional context for the data you have reported above. Context notes will be posted on the College Navigator website. Therefore, you should write all context notes using proper grammar (e.g., complete sentences with punctuation) and common language that can be easily understood by students and parents (e.g., spell out acronyms).

Institution: CUNY Brooklyn College (190549)

User ID: P1905492

Part A - Fall Enrollment by Distance Education Status

Of those students *exclusively* enrolled in distance education courses, report the number that are:

		Undergraduate Students		Graduate Students
		Degree/certificate-seeking	Non-degree/non-certificate-seeking	
Located in	NY	2,934	508	773
Located in the U.S. but not in	NY	46	0	28
Located in the U.S. but state/jurisdiction unknown		245	142	35
Located outside the U.S.		0	0	0
Location unknown/unreported		0	0	0
Total students exclusively enrolled in distance education (from section above)		3,225	650	836

Institution: CUNY Brooklyn College (190549)

User ID: P1905492

Part A - Fall Enrollment Summary

Fall Enrollment Summary

Men

Students enrolled for credit	Total full-time students	Total part-time students	Grand total, all students
<u>Nonresident alien</u>	137	72	209
<u>Hispanic/Latino</u>	907	461	1,368
<u>American Indian or Alaska Native</u>	6	3	9
<u>Asian</u>	1,284	295	1,579
<u>Black or African American</u>	712	524	1,236
<u>Native Hawaiian or Other Pacific Islander</u>	5	2	7
<u>White</u>	1,237	696	1,933
Two or more races	162	43	205
<u>Race and ethnicity unknown</u>	0	0	0
Total men	4,450	2,096	6,546

Women

Students enrolled for credit	Total full-time students	Total part-time students	Grand total, all students
<u>Nonresident alien</u>	180	106	286
<u>Hispanic/Latino</u>	1,475	748	2,223
<u>American Indian or Alaska Native</u>	5	7	12
<u>Asian</u>	1,397	431	1,828
<u>Black or African American</u>	1,252	1,007	2,259
<u>Native Hawaiian or Other Pacific Islander</u>	5	1	6
<u>White</u>	1,562	971	2,533
Two or more races	186	59	245
<u>Race and ethnicity unknown</u>	0	0	0
Total women	6,062	3,330	9,392
Grand Total (men+women)	10,512	5,426	15,938

Institution: CUNY Brooklyn College (190549)

User ID: P1905492

Part B - Fall Enrollment by Age and Gender for Full-time Undergraduate Students

Enrollment as of the institution's official fall reporting date or as of October 15, 2021

Age	Full-time Undergraduate Students	
	Men	Women
Under 18	38	73
18-19	1,189	1,470
20-21	1,383	1,931
22-24	998	1,303
25-29	439	501
30-34	124	217
35-39	55	99
40-49	23	76
50-64	6	21
65 and over	1	1
Age unknown/unreported	0	0
Total full-time undergraduate students (from part A)	4,256	5,692

Institution: CUNY Brooklyn College (190549)

User ID: P1905492

Part B - Fall Enrollment by Age and Gender for Part-time Undergraduate Students

Enrollment as of the institution's official fall reporting date or as of October 15, 2021

Age	Part-time Undergraduate Students	
	Men	Women
Under 18	175	357
18-19	83	89
20-21	151	144
22-24	435	427
25-29	313	469
30-34	142	256
35-39	56	119
40-49	54	115
50-64	14	45
65 and over	5	8
Age unknown/unreported	0	0
Total part-time undergraduate students (from part A)	1,428	2,029

Institution: CUNY Brooklyn College (190549)

User ID: P1905492

Part B - Fall Enrollment by Age and Gender for Full-time Graduate Students

Enrollment as of the institution's official fall reporting date or as of October 15, 2021

Age	Full-time Graduate Students	
	Men	Women
Under 18	<input type="text"/>	<input type="text"/>
18-19	<input type="text"/>	<input type="text"/>
20-21	<input type="text" value="1"/>	<input type="text" value="4"/>
22-24	<input type="text" value="47"/>	<input type="text" value="167"/>
25-29	<input type="text" value="70"/>	<input type="text" value="93"/>
30-34	<input type="text" value="44"/>	<input type="text" value="48"/>
35-39	<input type="text" value="17"/>	<input type="text" value="33"/>
40-49	<input type="text" value="13"/>	<input type="text" value="18"/>
50-64	<input type="text" value="1"/>	<input type="text" value="5"/>
65 and over	<input type="text" value="1"/>	<input type="text" value="2"/>
Age unknown/unreported	0	0
Total full-time graduate students (from part A)	194	370

Institution: CUNY Brooklyn College (190549)

User ID: P1905492

Part B - Fall Enrollment by Age and Gender for Part-time Graduate Students

Enrollment as of the institution's official fall reporting date or as of October 15, 2021

Age	Part-time Graduate Students	
	Men	Women
Under 18	<input type="text"/>	<input type="text"/>
18-19	<input type="text"/>	<input type="text"/>
20-21	<input type="text" value="0"/>	<input type="text" value="2"/>
22-24	<input type="text" value="92"/>	<input type="text" value="222"/>
25-29	<input type="text" value="239"/>	<input type="text" value="489"/>
30-34	<input type="text" value="142"/>	<input type="text" value="256"/>
35-39	<input type="text" value="87"/>	<input type="text" value="113"/>
40-49	<input type="text" value="68"/>	<input type="text" value="138"/>
50-64	<input type="text" value="35"/>	<input type="text" value="75"/>
65 and over	<input type="text" value="5"/>	<input type="text" value="6"/>
Age unknown/unreported	<input type="text" value="0"/>	<input type="text" value="0"/>
Total part-time graduate students (from part A)	668	1,301

Institution: CUNY Brooklyn College (190549)

User ID: P1905492

Part D - Total Undergraduate Entering Class

Total Undergraduate Entering Class, Fall 2021

D1	Total full-time, first-time degree/certificate-seeking <u>undergraduates</u> from Part A (GR <u>cohort</u>)	1,533
D2	Total <u>first-time</u> degree/certificate-seeking undergraduates (full-time + part-time) from Part A	1,554
D3	Total <u>transfer-in (non-first-time entering)</u> degree/certificate-seeking undergraduates (full-time + part-time) from Part A	1,216
D4	Total <u>non-degree/non-certificate-seeking</u> undergraduates (full-time + part-time) from Part A	838
D5	Of the total non-degree/non-certificate-seeking undergraduates displayed on line D4, the number that are new to the institution in Fall 2021	<input type="text" value="784"/>
D6	Total <u>entering students</u> at the undergraduate level Note: This is calculated as first-time students (line D2) + students transferring to the institution (line D3) + non-degree/non-certificate-seeking undergraduates entering in Fall 2021 (line D5).	3,554
D7	Percentage of undergraduate entering class represented by your GR <u>cohort</u> (line D1/line D6)	43

Institution: CUNY Brooklyn College (190549)

User ID: P1905492

Part E - First-time Bachelor's Cohort Retention Rates (Full-time)

Retention Rates - Full-time, First-time Bachelor's Cohort from Fall 2020

Academic reporters determine the cohort and retention as of the institution's official fall reporting date or as of October 15. Program reporters determine the cohort with enrollment any time between August 1 and October 31, 2020 and retention based on August 1, 2021.

The retention rate is calculated by the system after clicking "Save" on the screen. Exclusions are subtracted from and inclusions are added to the original cohort and the resulting adjusted cohort is used for calculating the retention rate.

Retention Data Reporting Reminders:

- Include only **full-time, first-time bachelor's** students in this cohort.
- Determine the full-time cohort using Fall 2020 status (e.g., if a student was full-time in Fall 2020, report them in the full-time cohort regardless of their Fall 2021 status).
- If there are no students to report in the cohort, enter zero. Do not leave the field blank.
- Report in the exclusions box (line E2a) the number of students from the cohort who left the institution for any of the following reasons: died or were totally and permanently disabled; to serve in the armed forces (including those called to active duty); to serve with a foreign aid service of the Federal Government (e.g., Peace Corps); or to serve on official church missions.
- Report in the inclusion box (line E2b) first-time bachelor's-seeking study abroad students who were excluded from the first-time cohort (line E1) but who have re-enrolled at the institution their second year.

FULL-TIME, FIRST-TIME BACHELOR'S COHORT RETENTION:			Prior year data (Fall 2019 cohort)	
E1	Full-time, first-time Fall 2020 bachelor's cohort	<input checked="" type="checkbox"/> 2,135	1,881	
E2a	<u>Exclusions</u> from the Fall 2020 cohort	0	0	
E2b	Inclusion to the Fall 2020 cohort	0	0	
E3	Adjusted Fall 2020 cohort (line E1- E2a + E2b)	2,135	1,881	
E4	Students from Fall 2020 cohort still enrolled as of Fall 2021	1,689	1,546	
E5	Full-time, first-time Fall 2020 bachelor's cohort retention rate (line E4 / line E3)	79 %	82 %	

 The notes below provide context for the data you've reported above and **may** be posted on the College Navigator website.

Choose one option that best explains your data or choose "Not Applicable" if you do not wish to provide context notes. If none of the options provided explain your institution's data, then choose "Other" and write your own context notes. Therefore, you should write all context notes using proper grammar (e.g., complete sentences with punctuation) and common language that can be easily understood by students and parents (e.g., spell out acronyms).

Not Applicable

Institution: CUNY Brooklyn College (190549)

User ID: P1905492

Part E - First-time Bachelor's Cohort Retention Rates (Part-time)

Retention Rates - Part-time, First-time Bachelor's Cohort from Fall 2020

Academic reporters determine the cohort and retention as of the institution's official fall reporting date or as of October 15. Program reporters determine the cohort with enrollment any time between August 1 and October 31, 2020 and retention based on August 1, 2021.

The retention rate is calculated by the system after clicking "Save" on the screen. Exclusions are subtracted from the original cohort and the resulting adjusted cohort is used for calculating the retention rate.

Retention Data Reporting Reminders:

- Include only **part-time, first-time bachelor's-seeking** students in this cohort.
- Determine part-time using Fall 2020 attendance status (e.g., if a student was part-time in Fall 2020, report them in the part-time cohort regardless of their Fall 2021 status).
- If there are no students to report in the cohort, enter zero. Do not leave the field blank.
- Report in the exclusions box (line E7a) the number of students from the cohort who left the institution for any of the following reasons: died or were totally and permanently disabled; to serve in the armed forces (including those called to active duty); to serve with a foreign aid service of the Federal Government (e.g., Peace Corps); or to serve on official church missions.
- Report in the inclusion box (line E7b) first-time bachelor's-seeking study abroad students who were excluded from the first-time cohort (line E6) but who have re-enrolled at the institution their second year.

PART-TIME, FIRST-TIME BACHELOR'S COHORT RETENTION:			Prior year data (Fall 2019 cohort)	
E6	Part-time, first-time Fall 2020 bachelor's cohort	<input type="text" value="12"/>	12	
E7a	<u>Exclusions</u> from the Fall 2020 cohort	<input type="text" value="0"/>	0	
E7b	Inclusions to the Fall 2020 cohort	<input type="text" value="0"/>	0	
E8	Adjusted Fall 2020 cohort (line E6 - E7a + E7b)	12	12	
E9	Students from Fall 2020 cohort still enrolled as of Fall 2021	<input type="text" value="9"/>	6	
E10	Part-time, first-time Fall 2020 bachelor's cohort retention rate (line E9 / line E8)	<input checked="" type="checkbox"/> 75 %	50 %	

 The notes below provide context for the data you've reported above and **may** be posted on the College Navigator website.

Choose one option that best explains your data or choose "Not Applicable" if you do not wish to provide context notes. If none of the options provided explain your institution's data, then choose "Other" and write your own context notes. Therefore, you should write all context notes using proper grammar (e.g., complete sentences with punctuation) and common language that can be easily understood by students and parents (e.g., spell out acronyms).

Not Applicable

Institution: CUNY Brooklyn College (190549)

User ID: P1905492

Part F - Student-to-Faculty Ratio

Student-to-Faculty Ratio

Please provide your institution's student-to-faculty ratio (i.e., student-to-instructional staff) for undergraduate programs for Fall 2021. The student-to-faculty ratio and any accompanying context that is provided will be displayed on College Navigator.

Note: Logic in this item is similar to item I-2 from the Common Data Set data collection.

Click [here](#) to use a worksheet to help you determine the student-to-faculty ratio


Student-to-faculty ratio

to 1

Student-to-faculty ratio prior year

17

to 1

 You may use the box below to provide additional context for the data you have reported above. Context notes will be posted on the College Navigator website. Therefore, you should write all context notes using proper grammar (e.g., complete sentences with punctuation) and common language that can be easily understood by students and parents (e.g., spell out acronyms).

Institution: CUNY Brooklyn College (190549)

User ID: P1905492

Prepared by

Reporting Reminders:

- The name of the preparer is being collected so that we can follow up with the appropriate person in the event that there are questions concerning the data.
- The Keyholder will be copied on all email correspondence to other preparers.
- The time it took to prepare this component is being collected so that we can continue to improve our estimate of the reporting burden associated with IPEDS.
- Please include in your estimate the time it took for you to review instructions, query and search data sources, complete and review the component, and submit the data through the Data Collection System.
- Thank you for your assistance.

This survey component was prepared by:					
<input type="radio"/>	Keyholder	<input type="radio"/>	SFA Contact	<input type="radio"/>	HR Contact
<input type="radio"/>	Finance Contact	<input type="radio"/>	Academic Library Contact	<input type="radio"/>	Other
Name: <input type="text"/>					
Email: <input type="text"/>					

How many staff from your institution only were involved in the data collection and reporting process of this survey component?	
<input type="text"/>	Number of Staff (including yourself)

How many hours did you and others from your institution only spend on each of the steps below when responding to this survey component? <i>Exclude the hours spent collecting data for state and other reporting purposes.</i>				
Staff member	Collecting Data Needed	Revising Data to Match IPEDS Requirements	Entering Data	Revising and Locking Data
Your office	<input type="text"/> hours	<input type="text"/> hours	<input type="text"/> hours	<input type="text"/> hours
Other offices	<input type="text"/> hours	<input type="text"/> hours	<input type="text"/> hours	<input type="text"/> hours

Institution: CUNY Brooklyn College (190549)

User ID: P1905492

Summary

Fall Enrollment Survey Summary

IPEDS collects important information regarding your institution. All data reported in IPEDS survey components become available in the IPEDS Data Center and appear as aggregated data in various Department of Education reports. Additionally, some of the reported data appears specifically for your institution through the College Navigator website and is included in your institution's Data Feedback Report (DFR). The purpose of this summary is to provide you an opportunity to view some of the data that, when accepted through the IPEDS quality control process, will appear on the College Navigator website and/or your DFR. College Navigator is updated approximately three months after the data collection period closes and Data Feedback Reports will be available through the [Data Center](#) and sent to your institution's CEO in November 2021.

Please review your data for accuracy. If you have questions about the data displayed below after reviewing the data reported on the survey screens, please contact the IPEDS Help Desk at: 1-877-225-2568 or ipedshelp@rti.org.

Four-Year Institutions with Graduate Students

Student Enrollment	
Total enrollment	15,938
Undergraduate enrollment	13,405
Undergraduate transfer-in enrollment	1,216
Graduate enrollment	2,533
Student-to-faculty ratio	15 to 1

Student Characteristics (All Students)	
Percent of all students who are female	59%
Percent of all students by race/ethnicity:	
American Indian or Alaska Native	0%
Asian	21%
Black or African American	22%
Hispanic/Latino	23%
Native Hawaiian or Pacific Islander	0%
White	28%
Two or More Races	3%
Race and ethnicity unknown	0%
Nonresident alien	3%

Undergraduate Student Characteristics	
Percent of undergraduates who are female	58%
Percent of undergraduates who are full-time	74%
Percent of undergraduates by race/ethnicity:	
American Indian or Alaska Native	0%
Asian	23%
Black or African American	22%
Hispanic/Latino	23%
Native Hawaiian or Pacific Islander	0%
White	26%
Two or More Races	3%
Race and ethnicity unknown	0%
Nonresident alien	3%
Percent of undergraduate students by age:	
24 and under	76%
25 and over	24%
Age unknown	0%

Undergraduate Retention and Graduation Rate Cohort	
First-time, full-time bachelor's seeking student retention rate	79%
First-time, part-time bachelor's seeking student retention rate	75%
Graduation rate cohort as percent of total entering students	43%

Graduate Student Characteristics	
Percent of graduate students who are female	66%
Percent of graduate students who are full-time	22%

Institution: CUNY Brooklyn College (190549)

User ID: P1905492

Edit Report

Fall Enrollment

Source	Description	Severity	Resolved	Options
Screen: Part A - Fall Enrollment for Full-Time Undergraduate Students				
Upload File	The number entered is outside the expected range when compared with the prior year value. Please correct your data or explain. (Error #6304)	Explanation	Yes	
Reason	The number is correct and reflects a decrease in new students for this fall semester.			
Screen: Part A - Fall Enrollment by Distance Education Status				
Upload File	Your institution reported that you had 100% of your students enrolled "Enrolled exclusively in distance education courses" last year, but this year you reported 28.91% enrolled in "Enrolled exclusively in distance education courses" in Undergraduate Students. This is a larger shift than we would expect. Please correct your data or explain the discrepancy. (Error #6833)	Explanation	Yes	
Reason	Reflects peculiar enrollment patterns through the pandemic.			
Upload File	Your institution reported that you had 1% of your students enrolled "Enrolled in at least one but not all distance education courses" last year, but this year you reported 60.60% enrolled in "Enrolled in at least one but not all distance education courses" in Undergraduate Students. This is a larger shift than we would expect. Please correct your data or explain the discrepancy. (Error #6834)	Explanation	Yes	
Reason	Reflects peculiar enrollment patterns through the pandemic.			
Upload File	Your institution reported that you had 96% of your students enrolled "Enrolled exclusively in distance education courses" last year, but this year you reported 33.00% enrolled in "Enrolled exclusively in distance education courses" in Graduate Students. This is a larger shift than we would expect. Please correct your data or explain the discrepancy. (Error #6836)	Explanation	Yes	
Reason	Reflects peculiar enrollment patterns through the pandemic.			
Upload File	Your institution reported that you had 4% of your students enrolled "Enrolled in at least one but not all distance education courses" last year, but this year you reported 44.65% enrolled in "Enrolled in at least one but not all distance education courses" in Graduate Students. This is a larger shift than we would expect. Please correct your data or explain the discrepancy. (Error #6837)	Explanation	Yes	
Reason	Reflects peculiar enrollment patterns through the pandemic.			
Screen: Part E - First-time Bachelor's Cohort Retention Rates (Full-time)				
Upload File	The full-time, first-time bachelor's cohort reported in Part E (2,135) is outside the expected range when compared with the prior year value (Fall 2019 cohort). Please correct your data or explain. (Error #6164)	Explanation	Yes	
Reason	The number is correct - Brooklyn had an increase in enrollment for fall 2020.			
Screen: Part E - First-time Bachelor's Cohort Retention Rates (Part-time)				
Upload File	The calculated cohort retention rate is outside the expected range when compared with the prior year value. Please correct your data or explain. (Error #6308)	Explanation	Yes	
Reason	The figure is based on a very small base and fluctuation from year to year is expected.			