

# IPEDS 2022-23 Data Collection System

IPEDS HELP DESK (877) 225-2568 | [ipedshelp@rti.org](mailto:ipedshelp@rti.org)  
OMB NO. 1850-0582 v.30 : Approval Expires 8/31/2025  
User ID: P1905492

## Fall Enrollment 2022-23

Institution: CUNY Brooklyn College (190549)

User ID: P1905492

### Overview

#### Fall Enrollment Overview

The Fall Enrollment component collects student enrollment counts by level of student, enrollment status, gender and race/ethnicity. In addition, first-time students' fall-to-fall retention rates and the student-to-faculty ratio are collected. Enrollment by age is required in odd-numbered years, and enrollment by residence of first-time undergraduates is required in even-numbered years.

Institutions operating on a traditional academic year calendar (semester, trimester, quarter, or 4-1-4) report Fall enrollment as of the institution's official fall reporting date or October 15. Institutions operating on a calendar that differs by program or that enrolls students on a continuous basis (referred to as program reporters) report Fall enrollment as students enrolled any time during the period August 1 and October 31.

#### Data reporting reminders:

- Report data to accurately reflect the time period corresponding with the IPEDS survey component, even if such reporting is seemingly inconsistent with prior year reporting.
- Part B, Enrollment of students by age, is optional this year.
- Part C, Residence of first-time degree/certificate-seeking undergraduates, is required this year.
- For reporting students studying in consortium agreements, please refer to the Resource page at <https://nces.ed.gov/ipeds/report-your-data/data-tip-sheet-reporting-data-consortium-institutions>.

#### Changes in reporting:

The following changes were implemented for the 2022-23 data collection period:

- The "Nonresident alien" terminology has been changed to "U.S. Nonresident" but should include the same category of students.
- A question about gender has been added after Part A – Fall Enrollment Summary to collect information about students for whom gender does not fit the binary gender (Men/Women) categories provided. **Institutions should still allocate those students to the Men/Women categories in other screens of the survey component at this time.** New FAQs have been added to help institutions with this reporting.
- References to summer term were changed to summer session.
- FAQ #8 on consistent reporting of EF, E12, and OM has been updated for clarification.

#### Resources:

- To download the survey materials for this component: [Survey Materials](#)
- To access your prior year data submission for this component: [Reported Data](#)

If you have questions about completing this survey, please contact the **IPEDS Help Desk at 1-877-225-2568**.

Institution: CUNY Brooklyn College (190549)

## Part Selection

Completion of Part B (Enrollment of Students by Age) is optional this year.

### **Do you wish to complete Part B this year?**

If you select 'Yes', you will be expected to complete the Part B screens.

If you select 'No', you will skip Part B.

- No, I will not complete Part B
- Yes, I will complete Part B

Institution: CUNY Brooklyn College (190549)


User ID: P1905492

Fall Enrollment - CIP CODE Selection


Indicate which of the following fields of study are offered by your institution. In addition to reporting total undergraduate and graduate fall enrollments every year, in even-numbered years you are to report the subset of enrollments that fall within each of the CIP codes listed below.

Fields for which enrollment was reported for Fall 2020 have already been checked; please make sure all listed fields that are offered by your institution are checked.

Note: CIP codes listed below may not reflect all fields of study offered by your institution, therefore the subset of enrollments by CIP codes selected may not sum to your institution's total fall enrollment.

UNDERGRADUATE AND GRADUATE FIELDS	
<input checked="" type="checkbox"/>	13.0000 -- Education
<input type="checkbox"/>	14.0000 -- Engineering
<input checked="" type="checkbox"/>	26.0000 -- Biological and Biomedical Sciences
<input checked="" type="checkbox"/>	27.0000 -- Mathematics
<input checked="" type="checkbox"/>	40.0000 -- Physical Sciences
<input checked="" type="checkbox"/>	52.0000 -- Business, Management, Marketing, and Related Support Services
GRADUATE-ONLY FIELDS	
<input type="checkbox"/>	22.0101 -- Law (LL.B., J.D.)
<input type="checkbox"/>	51.0401 -- Dentistry (D.D.S., D.M.D.)
<input type="checkbox"/>	 51.1201 -- Medicine (M.D.)
<input type="checkbox"/>	None of the above

Yes, I confirm that I reviewed the fields of study are offered by my institution above.

 You may use the box below to provide additional context for the data you have reported above. Context notes will be posted on the College Navigator website. Therefore, you should write all context notes using proper grammar (e.g., complete sentences with punctuation) and common language that can be easily understood by students and parents (e.g., spell out acronyms).

Institution: CUNY Brooklyn College (190549)

User ID: P1905492

## Part A - Fall Enrollment for Full-Time Undergraduate Students

Enrollment as of the institution's official fall reporting date or as of **October 15, 2022**

## Full-time Undergraduate Students

## Reporting Reminders:

- Report Hispanic/Latino individuals of any race as Hispanic/Latino
- Report race for non-Hispanic/Latino individuals only
- Even though Teacher Preparation certificate programs may require a bachelor's degree for admission, they are considered subbaccalaureate undergraduate programs, and students in these programs are undergraduate students.

## Men

Enrolled for <u>credit</u>	Degree/certificate-seeking			Total degree/certificate-seeking	Non-degree/ non-certificate-seeking	Total, <u>Full-time</u> <u>undergraduate</u> students
	<u>First-time</u>	<u>Non-first-time</u>				
		<u>Transfer-in</u>	<u>Continuing/ Returning</u>			
<u>U.S. Nonresident</u>	28	10	75	113	4	117
<u>Hispanic/Latino</u>	192	55	501	748	1	749
<u>American Indian or Alaska Native</u>	3	0	2	5	0	5
<u>Asian</u>	248	77	822	1,147	2	1,149
<u>Black or African American</u>	117	56	392	565	13	578
<u>Native Hawaiian or Other Pacific Islander</u>	1	0	3	4	0	4
<u>White</u>	180	75	681	936	8	944
Two or more races	20	16	90	126	0	126
<u>Race and ethnicity unknown</u>	0	0	0	0	0	0
<b>Total men</b>	<b>789</b>	<b>289</b>	<b>2,566</b>	<b>3,644</b>	<b>28</b>	<b>3,672</b>
Total men prior year	725	372	3,119	4,216	40	4,256

## Women

Enrolled for <u>credit</u>	Degree/certificate-seeking			Total degree/certificate-seeking	Non-degree/ non-certificate-seeking	Total, <u>Full-time</u> <u>undergraduate</u> students
	<u>First-time</u>	<u>Non-first-time</u>				
		<u>Transfer-in</u>	<u>Continuing/ Returning</u>			
<u>U.S. Nonresident</u>	28	22	107	157	7	164
<u>Hispanic/Latino</u>	217	127	858	1,202	8	1,210
<u>American Indian or Alaska Native</u>	2	1	1	4	0	4
<u>Asian</u>	211	81	861	1,153	7	1,160
<u>Black or African American</u>	175	111	675	961	47	1,008
<u>Native Hawaiian or Other Pacific Islander</u>	2	0	1	3	0	3
<u>White</u>	220	102	829	1,151	13	1,164
Two or more races	15	27	112	154	1	155
<u>Race and ethnicity unknown</u>	0	0	0	0	0	0
<b>Total women</b>	<b>870</b>	<b>471</b>	<b>3,444</b>	<b>4,785</b>	<b>83</b>	<b>4,868</b>
Total women prior year	808	562	4,253	5,623	69	5,692

<b>Grand total (men+women)</b>	<b>1,659</b>	<b>760</b>	<b>6,010</b>	<b>8,429</b>	<b>111</b>	<b>8,540</b>
Grand total (men+women) prior year	1,533	934	7,372	9,839	109	9,948

Institution: CUNY Brooklyn College (190549)

User ID: P1905492

## Part A - Fall Enrollment for Full-Time Undergraduate Students: CIP CODE:13.0000

Enrollment as of the institution's official fall reporting date or as of **October 15, 2022**

CIP CODE: 13.0000 -- Education

Full-time undergraduate students

- Report Hispanic/Latino individuals of any race as Hispanic/Latino
- Report race for non-Hispanic/Latino individuals only

**Men**

Enrolled for <u>credit</u>	Degree/certificate-seeking			Total degree/certificate-seeking	Non-degree/ non-certificate-seeking	Total, <u>Full-time</u> <u>undergraduate</u> students
	<u>First-time</u>	<u>Non-first-time</u>				
		<u>Transfer-in</u>	<u>Continuing/ Returning</u>			
<u>U.S. Nonresident</u>	<input type="text" value="0"/>	<input type="text" value="0"/>	<input type="text" value="1"/>	<b>1</b>	<input type="text"/>	<b>1</b>
<u>Hispanic/Latino</u>	<input type="text" value="4"/>	<input type="text" value="6"/>	<input type="text" value="30"/>	<b>40</b>	<input type="text"/>	<b>40</b>
<u>American Indian or Alaska Native</u>	<input type="text" value="0"/>	<input type="text" value="0"/>	<input type="text" value="0"/>	<b>0</b>	<input type="text"/>	<b>0</b>
<u>Asian</u>	<input type="text" value="0"/>	<input type="text" value="7"/>	<input type="text" value="29"/>	<b>36</b>	<input type="text"/>	<b>36</b>
<u>Black or African American</u>	<input type="text" value="1"/>	<input type="text" value="2"/>	<input type="text" value="14"/>	<b>17</b>	<input type="text"/>	<b>17</b>
<u>Native Hawaiian or Other Pacific Islander</u>	<input type="text" value="0"/>	<input type="text" value="0"/>	<input type="text" value="0"/>	<b>0</b>	<input type="text"/>	<b>0</b>
<u>White</u>	<input type="text" value="0"/>	<input type="text" value="4"/>	<input type="text" value="38"/>	<b>42</b>	<input type="text"/>	<b>42</b>
Two or more races	<input type="text" value="1"/>	<input type="text" value="0"/>	<input type="text" value="7"/>	<b>8</b>	<input type="text"/>	<b>8</b>
<u>Race and ethnicity unknown</u>	<input type="text" value="0"/>	<input type="text" value="0"/>	<input type="text" value="0"/>	<b>0</b>	<input type="text"/>	<b>0</b>
<b>Total men</b>	<b>6</b>	<b>19</b>	<b>119</b>	<b>144</b>	<b>0</b>	<b>144</b>

**Women**

Enrolled for <u>credit</u>	Degree/certificate-seeking			Total degree/certificate-seeking	Non-degree/ non-certificate-seeking	Total, <u>Full-time</u> <u>undergraduate</u> students
	<u>First-time</u>	<u>Non-first-time</u>				
		<u>Transfer-in</u>	<u>Continuing/ Returning</u>			
<u>U.S. Nonresident</u>	<input type="text" value="1"/>	<input type="text" value="4"/>	<input type="text" value="11"/>	<b>16</b>	<input type="text"/>	<b>16</b>
<u>Hispanic/Latino</u>	<input type="text" value="7"/>	<input type="text" value="33"/>	<input type="text" value="150"/>	<b>190</b>	<input type="text"/>	<b>190</b>
<u>American Indian or Alaska Native</u>	<input type="text" value="0"/>	<input type="text" value="0"/>	<input type="text" value="0"/>	<b>0</b>	<input type="text"/>	<b>0</b>
<u>Asian</u>	<input type="text" value="10"/>	<input type="text" value="19"/>	<input type="text" value="118"/>	<b>147</b>	<input type="text"/>	<b>147</b>
<u>Black or African American</u>	<input type="text" value="3"/>	<input type="text" value="11"/>	<input type="text" value="56"/>	<b>70</b>	<input type="text"/>	<b>70</b>
<u>Native Hawaiian or Other Pacific Islander</u>	<input type="text" value="0"/>	<input type="text" value="0"/>	<input type="text" value="1"/>	<b>1</b>	<input type="text"/>	<b>1</b>
<u>White</u>	<input type="text" value="7"/>	<input type="text" value="11"/>	<input type="text" value="99"/>	<b>117</b>	<input type="text"/>	<b>117</b>
Two or more races	<input type="text" value="1"/>	<input type="text" value="2"/>	<input type="text" value="13"/>	<b>16</b>	<input type="text"/>	<b>16</b>
<u>Race and ethnicity unknown</u>	<input type="text" value="0"/>	<input type="text" value="0"/>	<input type="text" value="0"/>	<b>0</b>	<input type="text"/>	<b>0</b>
<b>Total women</b>	<b>29</b>	<b>80</b>	<b>448</b>	<b>557</b>	<b>0</b>	<b>557</b>
<b>Grand total (men+women)</b>	<b>35</b>	<b>99</b>	<b>567</b>	<b>701</b>	<b>0</b>	<b>701</b>
<b>Grand total (men+women) 2020-21</b>	<b>67</b>	<b>178</b>	<b>677</b>	<b>922</b>		<b>922</b>

Institution: CUNY Brooklyn College (190549)

User ID: P1905492

## Part A - Fall Enrollment for Full-Time Undergraduate Students: CIP CODE:26.0000

Enrollment as of the institution's **official fall reporting date** or as of **October 15, 2022**

CIP CODE: 26.0000 -- Biological and Biomedical Sciences

Full-time undergraduate students

- Report Hispanic/Latino individuals of any race as Hispanic/Latino
- Report race for non-Hispanic/Latino individuals only

**Men**

Enrolled for <u>credit</u>	Degree/certificate-seeking			Total degree/certificate-seeking	Non-degree/ non-certificate-seeking	Total, <u>Full-time</u> <u>undergraduate</u> students
	<u>First-time</u>	<u>Non-first-time</u>				
		<u>Transfer-in</u>	<u>Continuing/ Returning</u>			
<u>U.S. Nonresident</u>	4	0	5	9		9
<u>Hispanic/Latino</u>	16	1	20	37		37
<u>American Indian or Alaska Native</u>	0	0	0	0		0
<u>Asian</u>	16	1	32	49		49
<u>Black or African American</u>	15	3	16	34		34
<u>Native Hawaiian or Other Pacific Islander</u>	0	0	0	0		0
<u>White</u>	21	7	35	63		63
Two or more races	1	0	5	6		6
<u>Race and ethnicity unknown</u>	0	0	0	0		0
<b>Total men</b>	<b>73</b>	<b>12</b>	<b>113</b>	<b>198</b>	<b>0</b>	<b>198</b>

**Women**

Enrolled for <u>credit</u>	Degree/certificate-seeking			Total degree/certificate-seeking	Non-degree/ non-certificate-seeking	Total, <u>Full-time</u> <u>undergraduate</u> students
	<u>First-time</u>	<u>Non-first-time</u>				
		<u>Transfer-in</u>	<u>Continuing/ Returning</u>			
<u>U.S. Nonresident</u>	3	2	8	13		13
<u>Hispanic/Latino</u>	22	4	30	56		56
<u>American Indian or Alaska Native</u>	0	0	0	0		0
<u>Asian</u>	27	3	54	84		84
<u>Black or African American</u>	25	7	35	67		67
<u>Native Hawaiian or Other Pacific Islander</u>	0	0	0	0		0
<u>White</u>	29	7	55	91		91
Two or more races	0	2	9	11		11
<u>Race and ethnicity unknown</u>	0	0	0	0		0
<b>Total women</b>	<b>106</b>	<b>25</b>	<b>191</b>	<b>322</b>	<b>0</b>	<b>322</b>
<b>Grand total (men+women)</b>	<b>179</b>	<b>37</b>	<b>304</b>	<b>520</b>	<b>0</b>	<b>520</b>
<b>Grand total (men+women) 2020-21</b>	<b>96</b>	<b>66</b>	<b>351</b>	<b>513</b>		<b>513</b>

Institution: CUNY Brooklyn College (190549)

User ID: P1905492

Part A - Fall Enrollment for Full-Time Undergraduate Students: CIP CODE:27.0000

Enrollment as of the institution's **official fall reporting date** or as of **October 15, 2022**

CIP CODE: 27.0000 -- Mathematics and Statistics

Full-time undergraduate students

- Report Hispanic/Latino individuals of any race as Hispanic/Latino
- Report race for non-Hispanic/Latino individuals only

**Men**

Enrolled for <u>credit</u>	Degree/certificate-seeking			Total degree/certificate-seeking	Non-degree/ non-certificate-seeking	Total, <u>Full-time</u> <u>undergraduate</u> students
	<u>First-time</u>	<u>Non-first-time</u>				
		<u>Transfer-in</u>	<u>Continuing/ Returning</u>			
<u>U.S. Nonresident</u>	<input type="text" value="0"/>	<input type="text" value="0"/>	<input type="text" value="2"/>	2	<input type="text"/>	2
<u>Hispanic/Latino</u>	<input type="text" value="4"/>	<input type="text" value="0"/>	<input type="text" value="3"/>	7	<input type="text"/>	7
<u>American Indian or Alaska Native</u>	<input type="text" value="0"/>	<input type="text" value="0"/>	<input type="text" value="0"/>	0	<input type="text"/>	0
<u>Asian</u>	<input type="text" value="6"/>	<input type="text" value="2"/>	<input type="text" value="11"/>	19	<input type="text"/>	19
<u>Black or African American</u>	<input type="text" value="3"/>	<input type="text" value="1"/>	<input type="text" value="5"/>	9	<input type="text"/>	9
<u>Native Hawaiian or Other Pacific Islander</u>	<input type="text" value="0"/>	<input type="text" value="0"/>	<input type="text" value="0"/>	0	<input type="text"/>	0
<u>White</u>	<input type="text" value="1"/>	<input type="text" value="0"/>	<input type="text" value="8"/>	9	<input type="text"/>	9
Two or more races	<input type="text" value="0"/>	<input type="text" value="0"/>	<input type="text" value="2"/>	2	<input type="text"/>	2
<u>Race/ethnicity unknown</u>	<input type="text" value="0"/>	<input type="text" value="0"/>	<input type="text" value="0"/>	0	<input type="text"/>	0
<b>Total men</b>	<b>14</b>	<b>3</b>	<b>31</b>	<b>48</b>	<b>0</b>	<b>48</b>

**Women**

Enrolled for <u>credit</u>	Degree/certificate-seeking			Total degree/certificate-seeking	Non-degree/ non-certificate-seeking	Total, <u>Full-time</u> <u>undergraduate</u> students
	<u>First-time</u>	<u>Non-first-time</u>				
		<u>Transfer-in</u>	<u>Continuing/ Returning</u>			
<u>U.S. Nonresident</u>	<input type="text" value="0"/>	<input type="text" value="1"/>	<input type="text" value="0"/>	1	<input type="text"/>	1
<u>Hispanic/Latino</u>	<input type="text" value="2"/>	<input type="text" value="1"/>	<input type="text" value="3"/>	6	<input type="text"/>	6
<u>American Indian or Alaska Native</u>	<input type="text" value="0"/>	<input type="text" value="0"/>	<input type="text" value="0"/>	0	<input type="text"/>	0
<u>Asian</u>	<input type="text" value="7"/>	<input type="text" value="2"/>	<input type="text" value="13"/>	22	<input type="text"/>	22
<u>Black or African American</u>	<input type="text" value="0"/>	<input type="text" value="0"/>	<input type="text" value="6"/>	6	<input type="text"/>	6
<u>Native Hawaiian or Other Pacific Islander</u>	<input type="text" value="0"/>	<input type="text" value="0"/>	<input type="text" value="0"/>	0	<input type="text"/>	0
<u>White</u>	<input type="text" value="2"/>	<input type="text" value="0"/>	<input type="text" value="11"/>	13	<input type="text"/>	13
Two or more races	<input type="text" value="0"/>	<input type="text" value="0"/>	<input type="text" value="3"/>	3	<input type="text"/>	3
<u>Race/ethnicity unknown</u>	<input type="text" value="0"/>	<input type="text" value="0"/>	<input type="text" value="0"/>	0	<input type="text"/>	0
<b>Total women</b>	<b>11</b>	<b>4</b>	<b>36</b>	<b>51</b>	<b>0</b>	<b>51</b>
<b>Grand total (men+women)</b>	<b>25</b>	<b>7</b>	<b>67</b>	<b>99</b>	<b>0</b>	<b>99</b>
<b>Grand total (men+women) 2020-21</b>	<b>22</b>	<b>9</b>	<b>70</b>	<b>101</b>		<b>101</b>

Institution: CUNY Brooklyn College (190549)

User ID: P1905492

## Part A - Fall Enrollment for Full-Time Undergraduate Students: CIP CODE:40.0000

Enrollment as of the institution's official fall reporting date or as of **October 15, 2022**

CIP CODE: 40.0000 -- Physical Sciences

Full-time undergraduate students

- Report Hispanic/Latino individuals of any race as Hispanic/Latino
- Report race for non-Hispanic/Latino individuals only

**Men**

Enrolled for <u>credit</u>	Degree/certificate-seeking			Total degree/certificate-seeking	Non-degree/ non-certificate-seeking	Total, <u>Full-time</u> <u>undergraduate</u> students
	<u>First-time</u>	<u>Non-first-time</u>				
		<u>Transfer-in</u>	<u>Continuing/ Returning</u>			
<u>U.S. Nonresident</u>	<input type="text" value="0"/>	<input type="text" value="0"/>	<input type="text" value="2"/>	<b>2</b>	<input type="text"/>	<b>2</b>
<u>Hispanic/Latino</u>	<input type="text" value="2"/>	<input type="text" value="0"/>	<input type="text" value="16"/>	<b>18</b>	<input type="text"/>	<b>18</b>
<u>American Indian or Alaska Native</u>	<input type="text" value="0"/>	<input type="text" value="0"/>	<input type="text" value="0"/>	<b>0</b>	<input type="text"/>	<b>0</b>
<u>Asian</u>	<input type="text" value="2"/>	<input type="text" value="0"/>	<input type="text" value="23"/>	<b>25</b>	<input type="text"/>	<b>25</b>
<u>Black or African American</u>	<input type="text" value="2"/>	<input type="text" value="0"/>	<input type="text" value="2"/>	<b>4</b>	<input type="text"/>	<b>4</b>
<u>Native Hawaiian or Other Pacific Islander</u>	<input type="text" value="0"/>	<input type="text" value="0"/>	<input type="text" value="0"/>	<b>0</b>	<input type="text"/>	<b>0</b>
<u>White</u>	<input type="text" value="2"/>	<input type="text" value="2"/>	<input type="text" value="22"/>	<b>26</b>	<input type="text"/>	<b>26</b>
Two or more races	<input type="text" value="1"/>	<input type="text" value="0"/>	<input type="text" value="2"/>	<b>3</b>	<input type="text"/>	<b>3</b>
<u>Race/ethnicity unknown</u>	<input type="text" value="0"/>	<input type="text" value="0"/>	<input type="text" value="0"/>	<b>0</b>	<input type="text"/>	<b>0</b>
<b>Total men</b>	<b>9</b>	<b>2</b>	<b>67</b>	<b>78</b>	<b>0</b>	<b>78</b>

**Women**

Enrolled for <u>credit</u>	Degree/certificate-seeking			Total degree/certificate-seeking	Non-degree/ non-certificate-seeking	Total, <u>Full-time</u> <u>undergraduate</u> students
	<u>First-time</u>	<u>Non-first-time</u>				
		<u>Transfer-in</u>	<u>Continuing/ Returning</u>			
<u>U.S. Nonresident</u>	<input type="text" value="0"/>	<input type="text" value="0"/>	<input type="text" value="0"/>	<b>0</b>	<input type="text"/>	<b>0</b>
<u>Hispanic/Latino</u>	<input type="text" value="7"/>	<input type="text" value="2"/>	<input type="text" value="7"/>	<b>16</b>	<input type="text"/>	<b>16</b>
<u>American Indian or Alaska Native</u>	<input type="text" value="0"/>	<input type="text" value="0"/>	<input type="text" value="0"/>	<b>0</b>	<input type="text"/>	<b>0</b>
<u>Asian</u>	<input type="text" value="1"/>	<input type="text" value="0"/>	<input type="text" value="13"/>	<b>14</b>	<input type="text"/>	<b>14</b>
<u>Black or African American</u>	<input type="text" value="1"/>	<input type="text" value="2"/>	<input type="text" value="10"/>	<b>13</b>	<input type="text"/>	<b>13</b>
<u>Native Hawaiian or Other Pacific Islander</u>	<input type="text" value="0"/>	<input type="text" value="0"/>	<input type="text" value="0"/>	<b>0</b>	<input type="text"/>	<b>0</b>
<u>White</u>	<input type="text" value="2"/>	<input type="text" value="0"/>	<input type="text" value="10"/>	<b>12</b>	<input type="text"/>	<b>12</b>
Two or more races	<input type="text" value="0"/>	<input type="text" value="0"/>	<input type="text" value="2"/>	<b>2</b>	<input type="text"/>	<b>2</b>
<u>Race/ethnicity unknown</u>	<input type="text" value="0"/>	<input type="text" value="0"/>	<input type="text" value="0"/>	<b>0</b>	<input type="text"/>	<b>0</b>
<b>Total women</b>	<b>11</b>	<b>4</b>	<b>42</b>	<b>57</b>	<b>0</b>	<b>57</b>
<b>Grand total (men+women)</b>	<b>20</b>	<b>6</b>	<b>109</b>	<b>135</b>	<b>0</b>	<b>135</b>
<b>Grand total (men+women) 2020-21</b>	<b>26</b>	<b>13</b>	<b>149</b>	<b>188</b>		<b>188</b>



Institution: CUNY Brooklyn College (190549)

User ID: P1905492

## Part A - Fall Enrollment for Full-Time Undergraduate Students: CIP CODE:52.0000

**Enrollment as of the institution's official fall reporting date or as of October 15, 2022**

CIP CODE: 52.0000 -- Business, Management, Marketing and Related Support Services

Full-time undergraduate students

- Report Hispanic/Latino individuals of any race as Hispanic/Latino
- Report race for non-Hispanic/Latino individuals only

**Men**

Enrolled for <u>credit</u>	Degree/certificate-seeking			Total degree/certificate-seeking	Non-degree/ non-certificate-seeking	Total, <u>Full-time</u> <u>undergraduate</u> students
	<u>First-time</u>	<u>Non-first-time</u>				
		<u>Transfer-in</u>	<u>Continuing/ Returning</u>			
<u>U.S. Nonresident</u>	10	2	24	36		36
<u>Hispanic/Latino</u>	49	18	97	164		164
<u>American Indian or Alaska Native</u>	0	0	1	1		1
<u>Asian</u>	60	29	266	355		355
<u>Black or African American</u>	23	14	101	138		138
<u>Native Hawaiian or Other Pacific Islander</u>	0	0	1	1		1
<u>White</u>	39	26	180	245		245
Two or more races	2	7	17	26		26
<u>Race/ethnicity unknown</u>	0	0	0	0		0
<b>Total men</b>	<b>183</b>	<b>96</b>	<b>687</b>	<b>966</b>	<b>0</b>	<b>966</b>

**Women**

Enrolled for <u>credit</u>	Degree/certificate-seeking			Total degree/certificate-seeking	Non-degree/ non-certificate-seeking	Total, <u>Full-time</u> <u>undergraduate</u> students
	<u>First-time</u>	<u>Non-first-time</u>				
		<u>Transfer-in</u>	<u>Continuing/ Returning</u>			
<u>U.S. Nonresident</u>	2	5	26	33		33
<u>Hispanic/Latino</u>	25	17	119	161		161
<u>American Indian or Alaska Native</u>	0	0	0	0		0
<u>Asian</u>	25	19	225	269		269
<u>Black or African American</u>	30	18	138	186		186
<u>Native Hawaiian or Other Pacific Islander</u>	2	0	0	2		2
<u>White</u>	22	13	109	144		144
Two or more races	1	2	15	18		18
<u>Race/ethnicity unknown</u>	0	0	0	0		0
<b>Total women</b>	<b>107</b>	<b>74</b>	<b>632</b>	<b>813</b>	<b>0</b>	<b>813</b>
<b>Grand total (men+women)</b>	<b>290</b>	<b>170</b>	<b>1,319</b>	<b>1,779</b>	<b>0</b>	<b>1,779</b>
<b>Grand total (men+women) 2020-21</b>	<b>296</b>	<b>285</b>	<b>1,696</b>	<b>2,277</b>		<b>2,277</b>

Institution: CUNY Brooklyn College (190549)

User ID: P1905492

## Part A - Fall Enrollment for Part-time Undergraduate Students

Enrollment as of the institution's **official fall reporting date** or as of **October 15, 2022**Part-time Undergraduate Students

## Reporting Reminders:

- Report Hispanic/Latino individuals of any race as Hispanic/Latino
- Report race for non-Hispanic/Latino individuals only
- Even though Teacher Preparation certificate programs may require a bachelor's degree for admission, they are considered subbaccalaureate undergraduate programs, and students in these programs are undergraduate students.

## Men

Enrolled for <u>credit</u>	Degree/certificate-seeking			Total degree/certificate-seeking	Non-degree/ non-certificate-seeking	Total, <u>part-time</u> <u>undergraduate</u> students
	First-time	Non-first-time				
		Transfer-in	Continuing/ Returning			
<u>U.S. Nonresident</u>	0	3	26	29	0	29
<u>Hispanic/Latino</u>	3	19	210	232	35	267
<u>American Indian or Alaska Native</u>	0	0	1	1	0	1
<u>Asian</u>	3	16	186	205	34	239
<u>Black or African American</u>	3	17	187	207	127	334
<u>Native Hawaiian or Other Pacific Islander</u>	0	1	1	2	0	2
<u>White</u>	9	25	265	299	87	386
Two or more races	0	5	40	45	2	47
<u>Race and ethnicity unknown</u>	0	0	0	0	0	0
<b>Total men</b>	<b>18</b>	<b>86</b>	<b>916</b>	<b>1,020</b>	<b>285</b>	<b>1,305</b>
Total men prior year	9	116	1,058	1,183	245	1,428

## Women

Enrolled for <u>credit</u>	Degree/certificate-seeking			Total degree/certificate-seeking	Non-degree/ non-certificate-seeking	Total, <u>part-time</u> <u>undergraduate</u> students
	First-time	Non-first-time				
		Transfer-in	Continuing/ Returning			
<u>U.S. Nonresident</u>	1	3	36	40	0	40
<u>Hispanic/Latino</u>	3	32	352	387	57	444
<u>American Indian or Alaska Native</u>	0	0	1	1	0	1
<u>Asian</u>	1	20	178	199	55	254
<u>Black or African American</u>	2	30	318	350	245	595
<u>Native Hawaiian or Other Pacific Islander</u>	0	0	1	1	0	1
<u>White</u>	5	33	275	313	119	432
Two or more races	0	7	38	45	4	49
<u>Race and ethnicity unknown</u>	0	0	0	0	0	0
<b>Total women</b>	<b>12</b>	<b>125</b>	<b>1,199</b>	<b>1,336</b>	<b>480</b>	<b>1,816</b>
Total women prior year	12	166	1,367	1,545	484	2,029

<b>Grand total (men+women)</b>	<b>30</b>	<b>211</b>	<b>2,115</b>	<b>2,356</b>	<b>765</b>	<b>3,121</b>
Grand total (men+women) prior year	21	282	2,425	2,728	729	3,457

Institution: CUNY Brooklyn College (190549)

User ID: P1905492

## Part A - Fall Enrollment for Part-time Undergraduate Students: CIP CODE:13.0000

Enrollment as of the institution's official fall reporting date or as of **October 15, 2022**

CIP CODE: 13.0000 -- Education

Part-time undergraduate students

- Report Hispanic/Latino individuals of any race as Hispanic/Latino
- Report race for non-Hispanic/Latino individuals only

**Men**

Enrolled for <u>credit</u>	Degree/certificate-seeking			Total degree/certificate-seeking	Non-degree/ non-certificate-seeking	Total, <u>part-time</u> <u>undergraduate</u> students
	<u>First-time</u>	<u>Non-first-time</u>				
		<u>Transfer-in</u>	<u>Continuing/ Returning</u>			
<u>U.S. Nonresident</u>	<input type="text"/>	<input type="text" value="0"/>	<input type="text" value="1"/>	<b>1</b>	<input type="text"/>	<b>1</b>
<u>Hispanic/Latino</u>	<input type="text"/>	<input type="text" value="5"/>	<input type="text" value="20"/>	<b>25</b>	<input type="text"/>	<b>25</b>
<u>American Indian or Alaska Native</u>	<input type="text"/>	<input type="text" value="0"/>	<input type="text" value="0"/>	<b>0</b>	<input type="text"/>	<b>0</b>
<u>Asian</u>	<input type="text"/>	<input type="text" value="0"/>	<input type="text" value="10"/>	<b>10</b>	<input type="text"/>	<b>10</b>
<u>Black or African American</u>	<input type="text"/>	<input type="text" value="3"/>	<input type="text" value="18"/>	<b>21</b>	<input type="text"/>	<b>21</b>
<u>Native Hawaiian or Other Pacific Islander</u>	<input type="text"/>	<input type="text" value="0"/>	<input type="text" value="0"/>	<b>0</b>	<input type="text"/>	<b>0</b>
<u>White</u>	<input type="text"/>	<input type="text" value="3"/>	<input type="text" value="17"/>	<b>20</b>	<input type="text"/>	<b>20</b>
Two or more races	<input type="text"/>	<input type="text" value="1"/>	<input type="text" value="2"/>	<b>3</b>	<input type="text"/>	<b>3</b>
<u>Race/ethnicity unknown</u>	<input type="text"/>	<input type="text" value="0"/>	<input type="text" value="0"/>	<b>0</b>	<input type="text"/>	<b>0</b>
<b>Total men</b>	<b>0</b>	<b>12</b>	<b>68</b>	<b>80</b>	<b>0</b>	<b>80</b>

**Women**

Enrolled for <u>credit</u>	Degree/certificate-seeking			Total degree/certificate-seeking	Non-degree/ non-certificate-seeking	Total, <u>part-time</u> <u>undergraduate</u> students
	<u>First-time</u>	<u>Non-first-time</u>				
		<u>Transfer-in</u>	<u>Continuing/ Returning</u>			
<u>U.S. Nonresident</u>	<input type="text"/>	<input type="text" value="0"/>	<input type="text" value="8"/>	<b>8</b>	<input type="text"/>	<b>8</b>
<u>Hispanic/Latino</u>	<input type="text"/>	<input type="text" value="7"/>	<input type="text" value="104"/>	<b>111</b>	<input type="text"/>	<b>111</b>
<u>American Indian or Alaska Native</u>	<input type="text"/>	<input type="text" value="0"/>	<input type="text" value="0"/>	<b>0</b>	<input type="text"/>	<b>0</b>
<u>Asian</u>	<input type="text"/>	<input type="text" value="3"/>	<input type="text" value="49"/>	<b>52</b>	<input type="text"/>	<b>52</b>
<u>Black or African American</u>	<input type="text"/>	<input type="text" value="2"/>	<input type="text" value="65"/>	<b>67</b>	<input type="text"/>	<b>67</b>
<u>Native Hawaiian or Other Pacific Islander</u>	<input type="text"/>	<input type="text" value="0"/>	<input type="text" value="0"/>	<b>0</b>	<input type="text"/>	<b>0</b>
<u>White</u>	<input type="text"/>	<input type="text" value="3"/>	<input type="text" value="36"/>	<b>39</b>	<input type="text"/>	<b>39</b>
Two or more races	<input type="text"/>	<input type="text" value="2"/>	<input type="text" value="4"/>	<b>6</b>	<input type="text"/>	<b>6</b>
<u>Race/ethnicity unknown</u>	<input type="text"/>	<input type="text" value="0"/>	<input type="text" value="0"/>	<b>0</b>	<input type="text"/>	<b>0</b>
<b>Total women</b>	<b>0</b>	<b>17</b>	<b>266</b>	<b>283</b>	<b>0</b>	<b>283</b>
<b>Grand total (men+women)</b>	<b>0</b>	<b>29</b>	<b>334</b>	<b>363</b>	<b>0</b>	<b>363</b>
<b>Grand total (men+women) 2020-21</b>		<b>46</b>	<b>336</b>	<b>382</b>		<b>382</b>

Institution: CUNY Brooklyn College (190549)

User ID: P1905492

## Part A - Fall Enrollment for Part-time Undergraduate Students: CIP CODE:26.0000

Enrollment as of the institution's **official fall reporting date** or as of **October 15, 2022**

CIP CODE: 26.0000 -- Biological and Biomedical Sciences

Part-time undergraduate students

- Report Hispanic/Latino individuals of any race as Hispanic/Latino
- Report race for non-Hispanic/Latino individuals only

**Men**

Enrolled for <u>credit</u>	Degree/certificate-seeking			Total degree/certificate-seeking	Non-degree/ non-certificate-seeking	Total, <u>part-time</u> <u>undergraduate</u> students
	<u>First-time</u>	<u>Non-first-time</u>				
		<u>Transfer-in</u>	<u>Continuing/ Returning</u>			
<u>U.S. Nonresident</u>	<input type="text" value="0"/>	<input type="text" value="0"/>	<input type="text" value="4"/>	4	<input type="text"/>	4
<u>Hispanic/Latino</u>	<input type="text" value="0"/>	<input type="text" value="1"/>	<input type="text" value="10"/>	11	<input type="text"/>	11
<u>American Indian or Alaska Native</u>	<input type="text" value="0"/>	<input type="text" value="0"/>	<input type="text" value="0"/>	0	<input type="text"/>	0
<u>Asian</u>	<input type="text" value="2"/>	<input type="text" value="0"/>	<input type="text" value="6"/>	8	<input type="text"/>	8
<u>Black or African American</u>	<input type="text" value="0"/>	<input type="text" value="0"/>	<input type="text" value="12"/>	12	<input type="text"/>	12
<u>Native Hawaiian or Other Pacific Islander</u>	<input type="text" value="0"/>	<input type="text" value="0"/>	<input type="text" value="0"/>	0	<input type="text"/>	0
<u>White</u>	<input type="text" value="0"/>	<input type="text" value="2"/>	<input type="text" value="21"/>	23	<input type="text"/>	23
Two or more races	<input type="text" value="0"/>	<input type="text" value="0"/>	<input type="text" value="3"/>	3	<input type="text"/>	3
<u>Race and ethnicity unknown</u>	<input type="text" value="0"/>	<input type="text" value="0"/>	<input type="text" value="0"/>	0	<input type="text"/>	0
<b>Total men</b>	<b>2</b>	<b>3</b>	<b>56</b>	<b>61</b>	<b>0</b>	<b>61</b>

**Women**

Enrolled for <u>credit</u>	Degree/certificate-seeking			Total degree/certificate-seeking	Non-degree/ non-certificate-seeking	Total, <u>part-time</u> <u>undergraduate</u> students
	<u>First-time</u>	<u>Non-first-time</u>				
		<u>Transfer-in</u>	<u>Continuing/ Returning</u>			
<u>U.S. Nonresident</u>	<input type="text" value="0"/>	<input type="text" value="1"/>	<input type="text" value="4"/>	5	<input type="text"/>	5
<u>Hispanic/Latino</u>	<input type="text" value="0"/>	<input type="text" value="2"/>	<input type="text" value="18"/>	20	<input type="text"/>	20
<u>American Indian or Alaska Native</u>	<input type="text" value="0"/>	<input type="text" value="0"/>	<input type="text" value="0"/>	0	<input type="text"/>	0
<u>Asian</u>	<input type="text" value="0"/>	<input type="text" value="4"/>	<input type="text" value="19"/>	23	<input type="text"/>	23
<u>Black or African American</u>	<input type="text" value="0"/>	<input type="text" value="4"/>	<input type="text" value="20"/>	24	<input type="text"/>	24
<u>Native Hawaiian or Other Pacific Islander</u>	<input type="text" value="0"/>	<input type="text" value="0"/>	<input type="text" value="0"/>	0	<input type="text"/>	0
<u>White</u>	<input type="text" value="0"/>	<input type="text" value="1"/>	<input type="text" value="33"/>	34	<input type="text"/>	34
Two or more races	<input type="text" value="0"/>	<input type="text" value="0"/>	<input type="text" value="2"/>	2	<input type="text"/>	2
<u>Race and ethnicity unknown</u>	<input type="text" value="0"/>	<input type="text" value="0"/>	<input type="text" value="0"/>	0	<input type="text"/>	0
<b>Total women</b>	<b>0</b>	<b>12</b>	<b>96</b>	<b>108</b>	<b>0</b>	<b>108</b>
<b>Grand total (men+women)</b>	<b>2</b>	<b>15</b>	<b>152</b>	<b>169</b>	<b>0</b>	<b>169</b>
<b>Grand total (men+women) 2020-21</b>		<b>21</b>	<b>131</b>	<b>152</b>		<b>152</b>

Institution: CUNY Brooklyn College (190549)

Part A - Fall Enrollment for Part-time Undergraduate Students: CIP CODE:27.0000

Enrollment as of the institution's **official fall reporting date** or as of **October 15, 2022**

CIP CODE: 27.0000 -- Mathematics and Statistics

Part-time undergraduate students

- Report Hispanic/Latino individuals of any race as Hispanic/Latino
- Report race for non-Hispanic/Latino individuals only

**Men**

Enrolled for <u>credit</u>	Degree/certificate-seeking			Total degree/certificate-seeking	Non-degree/ non-certificate-seeking	Total, <u>part-time</u> <u>undergraduate</u> students
	<u>First-time</u>	<u>Non-first-time</u>				
		<u>Transfer-in</u>	<u>Continuing/ Returning</u>			
<u>U.S. Nonresident</u>	<input type="text"/>	<input type="text" value="0"/>	<input type="text" value="2"/>	<b>2</b>	<input type="text"/>	<b>2</b>
<u>Hispanic/Latino</u>	<input type="text"/>	<input type="text" value="0"/>	<input type="text" value="1"/>	<b>1</b>	<input type="text"/>	<b>1</b>
<u>American Indian or Alaska Native</u>	<input type="text"/>	<input type="text" value="0"/>	<input type="text" value="0"/>	<b>0</b>	<input type="text"/>	<b>0</b>
<u>Asian</u>	<input type="text"/>	<input type="text" value="0"/>	<input type="text" value="2"/>	<b>2</b>	<input type="text"/>	<b>2</b>
<u>Black or African American</u>	<input type="text"/>	<input type="text" value="0"/>	<input type="text" value="2"/>	<b>2</b>	<input type="text"/>	<b>2</b>
<u>Native Hawaiian or Other Pacific Islander</u>	<input type="text"/>	<input type="text" value="0"/>	<input type="text" value="0"/>	<b>0</b>	<input type="text"/>	<b>0</b>
<u>White</u>	<input type="text"/>	<input type="text" value="0"/>	<input type="text" value="9"/>	<b>9</b>	<input type="text"/>	<b>9</b>
Two or more races	<input type="text"/>	<input type="text" value="0"/>	<input type="text" value="3"/>	<b>3</b>	<input type="text"/>	<b>3</b>
<u>Race/ethnicity unknown</u>	<input type="text"/>	<input type="text" value="0"/>	<input type="text" value="0"/>	<b>0</b>	<input type="text"/>	<b>0</b>
<b>Total men</b>	<b>0</b>	<b>0</b>	<b>19</b>	<b>19</b>	<b>0</b>	<b>19</b>

**Women**

Enrolled for <u>credit</u>	Degree/certificate-seeking			Total degree/certificate-seeking	Non-degree/ non-certificate-seeking	Total, <u>part-time</u> <u>undergraduate</u> students
	<u>First-time</u>	<u>Non-first-time</u>				
		<u>Transfer-in</u>	<u>Continuing/ Returning</u>			
<u>U.S. Nonresident</u>	<input type="text"/>	<input type="text" value="1"/>	<input type="text" value="0"/>	<b>1</b>	<input type="text"/>	<b>1</b>
<u>Hispanic/Latino</u>	<input type="text"/>	<input type="text" value="0"/>	<input type="text" value="0"/>	<b>0</b>	<input type="text"/>	<b>0</b>
<u>American Indian or Alaska Native</u>	<input type="text"/>	<input type="text" value="0"/>	<input type="text" value="0"/>	<b>0</b>	<input type="text"/>	<b>0</b>
<u>Asian</u>	<input type="text"/>	<input type="text" value="0"/>	<input type="text" value="4"/>	<b>4</b>	<input type="text"/>	<b>4</b>
<u>Black or African American</u>	<input type="text"/>	<input type="text" value="0"/>	<input type="text" value="1"/>	<b>1</b>	<input type="text"/>	<b>1</b>
<u>Native Hawaiian or Other Pacific Islander</u>	<input type="text"/>	<input type="text" value="0"/>	<input type="text" value="0"/>	<b>0</b>	<input type="text"/>	<b>0</b>
<u>White</u>	<input type="text"/>	<input type="text" value="0"/>	<input type="text" value="4"/>	<b>4</b>	<input type="text"/>	<b>4</b>
Two or more races	<input type="text"/>	<input type="text" value="0"/>	<input type="text" value="1"/>	<b>1</b>	<input type="text"/>	<b>1</b>
<u>Race/ethnicity unknown</u>	<input type="text"/>	<input type="text" value="0"/>	<input type="text" value="0"/>	<b>0</b>	<input type="text"/>	<b>0</b>
<b>Total women</b>	<b>0</b>	<b>1</b>	<b>10</b>	<b>11</b>	<b>0</b>	<b>11</b>
<b>Grand total (men+women)</b>	<b>0</b>	<b>1</b>	<b>29</b>	<b>30</b>	<b>0</b>	<b>30</b>
<b>Grand total (men+women) 2020-21</b>	<b>1</b>	<b>2</b>	<b>38</b>	<b>41</b>		<b>41</b>

Institution: CUNY Brooklyn College (190549)

User ID: P1905492

## Part A - Fall Enrollment for Part-time Undergraduate Students: CIP CODE:40.0000

Enrollment as of the institution's official fall reporting date or as of **October 15, 2022**

CIP CODE: 40.0000 -- Physical Sciences

Part-time undergraduate students

- Report Hispanic/Latino individuals of any race as Hispanic/Latino
- Report race for non-Hispanic/Latino individuals only

**Men**

Enrolled for <u>credit</u>	Degree/certificate-seeking			Total degree/certificate-seeking	Non-degree/ non-certificate-seeking	Total, <u>part-time</u> <u>undergraduate</u> students
	<u>First-time</u>	<u>Non-first-time</u>				
		<u>Transfer-in</u>	<u>Continuing/ Returning</u>			
<u>U.S. Nonresident</u>	<input type="text" value="0"/>	<input type="text" value="1"/>	<input type="text" value="0"/>	1	<input type="text"/>	1
<u>Hispanic/Latino</u>	<input type="text" value="0"/>	<input type="text" value="0"/>	<input type="text" value="5"/>	5	<input type="text"/>	5
<u>American Indian or Alaska Native</u>	<input type="text" value="0"/>	<input type="text" value="0"/>	<input type="text" value="0"/>	0	<input type="text"/>	0
<u>Asian</u>	<input type="text" value="0"/>	<input type="text" value="0"/>	<input type="text" value="6"/>	6	<input type="text"/>	6
<u>Black or African American</u>	<input type="text" value="0"/>	<input type="text" value="0"/>	<input type="text" value="2"/>	2	<input type="text"/>	2
<u>Native Hawaiian or Other Pacific Islander</u>	<input type="text" value="0"/>	<input type="text" value="0"/>	<input type="text" value="0"/>	0	<input type="text"/>	0
<u>White</u>	<input type="text" value="0"/>	<input type="text" value="0"/>	<input type="text" value="7"/>	7	<input type="text"/>	7
Two or more races	<input type="text" value="0"/>	<input type="text" value="1"/>	<input type="text" value="0"/>	1	<input type="text"/>	1
<u>Race and ethnicity unknown</u>	<input type="text" value="0"/>	<input type="text" value="0"/>	<input type="text" value="0"/>	0	<input type="text"/>	0
<b>Total men</b>	<b>0</b>	<b>2</b>	<b>20</b>	<b>22</b>	<b>0</b>	<b>22</b>

**Women**

Enrolled for <u>credit</u>	Degree/certificate-seeking			Total degree/certificate-seeking	Non-degree/ non-certificate-seeking	Total, <u>part-time</u> <u>undergraduate</u> students
	<u>First-time</u>	<u>Non-first-time</u>				
		<u>Transfer-in</u>	<u>Continuing/ Returning</u>			
<u>U.S. Nonresident</u>	<input type="text" value="1"/>	<input type="text" value="0"/>	<input type="text" value="0"/>	1	<input type="text"/>	1
<u>Hispanic/Latino</u>	<input type="text" value="0"/>	<input type="text" value="0"/>	<input type="text" value="6"/>	6	<input type="text"/>	6
<u>American Indian or Alaska Native</u>	<input type="text" value="0"/>	<input type="text" value="0"/>	<input type="text" value="0"/>	0	<input type="text"/>	0
<u>Asian</u>	<input type="text" value="0"/>	<input type="text" value="0"/>	<input type="text" value="1"/>	1	<input type="text"/>	1
<u>Black or African American</u>	<input type="text" value="1"/>	<input type="text" value="0"/>	<input type="text" value="6"/>	7	<input type="text"/>	7
<u>Native Hawaiian or Other Pacific Islander</u>	<input type="text" value="0"/>	<input type="text" value="0"/>	<input type="text" value="0"/>	0	<input type="text"/>	0
<u>White</u>	<input type="text" value="0"/>	<input type="text" value="0"/>	<input type="text" value="9"/>	9	<input type="text"/>	9
Two or more races	<input type="text" value="0"/>	<input type="text" value="0"/>	<input type="text" value="0"/>	0	<input type="text"/>	0
<u>Race and ethnicity unknown</u>	<input type="text" value="0"/>	<input type="text" value="0"/>	<input type="text" value="0"/>	0	<input type="text"/>	0
<b>Total women</b>	<b>2</b>	<b>0</b>	<b>22</b>	<b>24</b>	<b>0</b>	<b>24</b>
<b>Grand total (men+women)</b>	<b>2</b>	<b>2</b>	<b>42</b>	<b>46</b>	<b>0</b>	<b>46</b>
<b>Grand total (men+women) 2020-21</b>		<b>5</b>	<b>54</b>	<b>59</b>		<b>59</b>

Institution: CUNY Brooklyn College (190549)

User ID: P1905492

## Part A - Fall Enrollment for Part-time Undergraduate Students: CIP CODE:52.0000

**Enrollment as of the institution's official fall reporting date or as of October 15, 2022**

CIP CODE: 52.0000 -- Business, Management, Marketing and Related Support Services

Part-time undergraduate students

- Report Hispanic/Latino individuals of any race as Hispanic/Latino
- Report race for non-Hispanic/Latino individuals only

**Men**

Enrolled for <u>credit</u>	Degree/certificate-seeking			Total degree/certificate-seeking	Non-degree/ non-certificate-seeking	Total, <u>part-time</u> <u>undergraduate</u> students
	<u>First-time</u>	<u>Non-first-time</u>				
		<u>Transfer-in</u>	<u>Continuing/ Returning</u>			
<u>U.S. Nonresident</u>	<input type="text" value="0"/>	<input type="text" value="0"/>	<input type="text" value="4"/>	4	<input type="text"/>	4
<u>Hispanic/Latino</u>	<input type="text" value="0"/>	<input type="text" value="4"/>	<input type="text" value="35"/>	39	<input type="text"/>	39
<u>American Indian or Alaska Native</u>	<input type="text" value="0"/>	<input type="text" value="0"/>	<input type="text" value="0"/>	0	<input type="text"/>	0
<u>Asian</u>	<input type="text" value="1"/>	<input type="text" value="1"/>	<input type="text" value="51"/>	53	<input type="text"/>	53
<u>Black or African American</u>	<input type="text" value="1"/>	<input type="text" value="5"/>	<input type="text" value="36"/>	42	<input type="text"/>	42
<u>Native Hawaiian or Other Pacific Islander</u>	<input type="text" value="0"/>	<input type="text" value="0"/>	<input type="text" value="1"/>	1	<input type="text"/>	1
<u>White</u>	<input type="text" value="4"/>	<input type="text" value="6"/>	<input type="text" value="55"/>	65	<input type="text"/>	65
Two or more races	<input type="text" value="0"/>	<input type="text" value="0"/>	<input type="text" value="10"/>	10	<input type="text"/>	10
<u>Race and ethnicity unknown</u>	<input type="text" value="0"/>	<input type="text" value="0"/>	<input type="text" value="0"/>	0	<input type="text"/>	0
<b>Total men</b>	<b>6</b>	<b>16</b>	<b>192</b>	<b>214</b>	<b>0</b>	<b>214</b>

**Women**

Enrolled for <u>credit</u>	Degree/certificate-seeking			Total degree/certificate-seeking	Non-degree/ non-certificate-seeking	Total, <u>part-time</u> <u>undergraduate</u> students
	<u>First-time</u>	<u>Non-first-time</u>				
		<u>Transfer-in</u>	<u>Continuing/ Returning</u>			
<u>U.S. Nonresident</u>	<input type="text" value="0"/>	<input type="text" value="0"/>	<input type="text" value="4"/>	4	<input type="text"/>	4
<u>Hispanic/Latino</u>	<input type="text" value="1"/>	<input type="text" value="3"/>	<input type="text" value="44"/>	48	<input type="text"/>	48
<u>American Indian or Alaska Native</u>	<input type="text" value="0"/>	<input type="text" value="0"/>	<input type="text" value="0"/>	0	<input type="text"/>	0
<u>Asian</u>	<input type="text" value="0"/>	<input type="text" value="3"/>	<input type="text" value="27"/>	30	<input type="text"/>	30
<u>Black or African American</u>	<input type="text" value="0"/>	<input type="text" value="4"/>	<input type="text" value="57"/>	61	<input type="text"/>	61
<u>Native Hawaiian or Other Pacific Islander</u>	<input type="text" value="0"/>	<input type="text" value="0"/>	<input type="text" value="0"/>	0	<input type="text"/>	0
<u>White</u>	<input type="text" value="0"/>	<input type="text" value="3"/>	<input type="text" value="48"/>	51	<input type="text"/>	51
Two or more races	<input type="text" value="0"/>	<input type="text" value="2"/>	<input type="text" value="5"/>	7	<input type="text"/>	7
<u>Race and ethnicity unknown</u>	<input type="text" value="0"/>	<input type="text" value="0"/>	<input type="text" value="0"/>	0	<input type="text"/>	0
<b>Total women</b>	<b>1</b>	<b>15</b>	<b>185</b>	<b>201</b>	<b>0</b>	<b>201</b>
<b>Grand total (men+women)</b>	<b>7</b>	<b>31</b>	<b>377</b>	<b>415</b>	<b>0</b>	<b>415</b>
<b>Grand total (men+women) 2020-21</b>	<b>1</b>	<b>51</b>	<b>494</b>	<b>546</b>		<b>546</b>

Institution: CUNY Brooklyn College (190549)

User ID: P1905492

## Part A - Fall Enrollment for Undergraduate Students Total

Enrollment as of the institution's **official fall reporting date** or as of **October 15, 2022**Undergraduate Students**Men**

Students enrolled for credit	Total full-time undergraduate students	Total part-time undergraduate students	Grand total, all undergraduate students
<u>U.S. Nonresident</u>	117	29	<b>146</b>
<u>Hispanic/Latino</u>	749	267	<b>1,016</b>
<u>American Indian or Alaska Native</u>	5	1	<b>6</b>
<u>Asian</u>	1,149	239	<b>1,388</b>
<u>Black or African American</u>	578	334	<b>912</b>
<u>Native Hawaiian or Other Pacific Islander</u>	4	2	<b>6</b>
<u>White</u>	944	386	<b>1,330</b>
Two or more races	126	47	<b>173</b>
<u>Race and ethnicity unknown</u>	0	0	<b>0</b>
<b>Total men</b>	<b>3,672</b>	<b>1,305</b>	<b>4,977</b>

**Women**

Students enrolled for credit	Total full-time students	Total part-time students	Grand total, all students
<u>U.S. Nonresident</u>	164	40	<b>204</b>
<u>Hispanic/Latino</u>	1,210	444	<b>1,654</b>
<u>American Indian or Alaska Native</u>	4	1	<b>5</b>
<u>Asian</u>	1,160	254	<b>1,414</b>
<u>Black or African American</u>	1,008	595	<b>1,603</b>
<u>Native Hawaiian or Other Pacific Islander</u>	3	1	<b>4</b>
<u>White</u>	1,164	432	<b>1,596</b>
Two or more races	155	49	<b>204</b>
<u>Race and ethnicity unknown</u>	0	0	<b>0</b>
<b>Total women</b>	<b>4,868</b>	<b>1,816</b>	<b>6,684</b>
<b>Grand Total (men+women)</b>	<b>8,540</b>	<b>3,121</b>	<b>11,661</b>



Institution: CUNY Brooklyn College (190549)

## Part A - Fall Enrollment for Graduate Students

Enrollment as of the institution's **official fall reporting date** or as of **October 15, 2022**Graduate Students

## Race/Ethnicity Reporting Reminder:

- Report Hispanic/Latino individuals of any race as Hispanic/Latino
- Report race for non-Hispanic/Latino individuals only

## Graduate Student Reporting Reminder:

- Report all postbaccalaureate degree and certificate students as graduate students, including any doctor's-professional practice students (formerly first-professional)
- Even though Teacher Preparation certificate programs may require a bachelor's degree for admission, they are considered subbaccalaureate undergraduate programs, and students in these programs are undergraduate students.

**Men**

Enrolled for <u>credit</u>	Total <u>full-time</u>	Total <u>part-time</u>	Total graduate students
<u>U.S. Nonresident</u>	8	36	44
<u>Hispanic/Latino</u>	27	125	152
<u>American Indian or Alaska Native</u>	1	0	1
<u>Asian</u>	16	58	74
<u>Black or African American</u>	29	143	172
<u>Native Hawaiian or Other Pacific Islander</u>	1	0	1
<u>White</u>	87	258	345
Two or more races	3	9	12
<u>Race and ethnicity unknown</u>	0	0	0
<b>Total men</b>	<b>172</b>	<b>629</b>	<b>801</b>
Total men prior year	194	668	862

**Women**

Enrolled for <u>credit</u>	Total <u>full-time</u>	Total <u>part-time</u>	Total graduate students
<u>U.S. Nonresident</u>	25	69	94
<u>Hispanic/Latino</u>	60	288	348
<u>American Indian or Alaska Native</u>	0	3	3
<u>Asian</u>	30	202	232
<u>Black or African American</u>	64	359	423
<u>Native Hawaiian or Other Pacific Islander</u>	0	1	1
<u>White</u>	181	415	596
Two or more races	13	23	36
<u>Race and ethnicity unknown</u>	0	0	0
<b>Total women</b>	<b>373</b>	<b>1,360</b>	<b>1,733</b>
Total women prior year	370	1,301	1,671

<b>Grand total (men+women)</b>	<b>545</b>	<b>1,989</b>	<b>2,534</b>
Grand total (men+women) prior year	564	1,969	2,533

Institution: CUNY Brooklyn College (190549)

User ID: P1905492

## Part A - Fall Enrollment for Graduate Students: CIP CODE:13.0000

Enrollment as of the institution's official fall reporting date or as of **October 15, 2022**

CIP CODE: 13.0000 -- Education

Graduate students

- Report Hispanic/Latino individuals of any race as Hispanic/Latino
- Report race for non-Hispanic/Latino individuals only
- Report all postbaccalaureate degree and certificate students as graduate students, including any doctor's-professional practice students (formerly first-professional)

**Men**

Students enrolled for <u>credit</u>	Total <u>full-time</u>	Total <u>part-time</u>	Total graduate students
<u>U.S. Nonresident</u>	<input type="text" value="0"/>	<input type="text" value="7"/>	<b>7</b>
<u>Hispanic/Latino</u>	<input type="text" value="11"/>	<input type="text" value="73"/>	<b>84</b>
<u>American Indian or Alaska Native</u>	<input type="text" value="0"/>	<input type="text" value="0"/>	<b>0</b>
<u>Asian</u>	<input type="text" value="4"/>	<input type="text" value="21"/>	<b>25</b>
<u>Black or African American</u>	<input type="text" value="11"/>	<input type="text" value="77"/>	<b>88</b>
<u>Native Hawaiian or Other Pacific Islander</u>	<input type="text" value="0"/>	<input type="text" value="0"/>	<b>0</b>
<u>White</u>	<input type="text" value="10"/>	<input type="text" value="134"/>	<b>144</b>
Two or more races	<input type="text" value="1"/>	<input type="text" value="4"/>	<b>5</b>
<u>Race and ethnicity unknown</u>	<input type="text" value="0"/>	<input type="text" value="0"/>	<b>0</b>
<b>Total men</b>	<b>37</b>	<b>316</b>	<b>353</b>

**Women**

Students enrolled for <u>credit</u>	Total <u>full-time</u>	Total <u>part-time</u>	Total graduate students
<u>U.S. Nonresident</u>	<input type="text" value="1"/>	<input type="text" value="15"/>	<b>16</b>
<u>Hispanic/Latino</u>	<input type="text" value="17"/>	<input type="text" value="174"/>	<b>191</b>
<u>American Indian or Alaska Native</u>	<input type="text" value="0"/>	<input type="text" value="3"/>	<b>3</b>
<u>Asian</u>	<input type="text" value="7"/>	<input type="text" value="118"/>	<b>125</b>
<u>Black or African American</u>	<input type="text" value="26"/>	<input type="text" value="240"/>	<b>266</b>
<u>Native Hawaiian or Other Pacific Islander</u>	<input type="text" value="0"/>	<input type="text" value="0"/>	<b>0</b>
<u>White</u>	<input type="text" value="35"/>	<input type="text" value="232"/>	<b>267</b>
Two or more races	<input type="text" value="1"/>	<input type="text" value="15"/>	<b>16</b>
<u>Race and ethnicity unknown</u>	<input type="text" value="0"/>	<input type="text" value="0"/>	<b>0</b>
<b>Total women</b>	<b>87</b>	<b>797</b>	<b>884</b>

<b>Grand total (men+women)</b>	<b>124</b>	<b>1,113</b>	<b>1,237</b>
<b>Grand total (men+women) 2020-21</b>	<b>113</b>	<b>1,151</b>	<b>1,264</b>

Institution: CUNY Brooklyn College (190549)

Part A - Fall Enrollment for Graduate Students: CIP CODE:26.0000

Enrollment as of the institution's **official fall reporting date** or as of **October 15, 2022**

CIP CODE: 26.0000 -- Biological and Biomedical Sciences

Graduate students

- Report Hispanic/Latino individuals of any race as Hispanic/Latino
- Report race for non-Hispanic/Latino individuals only
- Report all postbaccalaureate degree and certificate students as graduate students, including any doctor's-professional practice students (formerly first-professional)

**Men**

Students enrolled for <u>credit</u>	Total <u>full-time</u>	Total <u>part-time</u>	Total graduate students
<u>U.S. Nonresident</u>	<input type="text" value="0"/>	<input type="text"/>	<b>0</b>
<u>Hispanic/Latino</u>	<input type="text"/>	<input type="text"/>	<b>0</b>
<u>American Indian or Alaska Native</u>	<input type="text"/>	<input type="text"/>	<b>0</b>
<u>Asian</u>	<input type="text"/>	<input type="text"/>	<b>0</b>
<u>Black or African American</u>	<input type="text"/>	<input type="text"/>	<b>0</b>
<u>Native Hawaiian or Other Pacific Islander</u>	<input type="text"/>	<input type="text"/>	<b>0</b>
<u>White</u>	<input type="text"/>	<input type="text"/>	<b>0</b>
Two or more races	<input type="text"/>	<input type="text"/>	<b>0</b>
<u>Race and ethnicity unknown</u>	<input type="text"/>	<input type="text"/>	<b>0</b>
<b>Total men</b>	<b>0</b>	<b>0</b>	<b>0</b>

**Women**

Students enrolled for <u>credit</u>	Total <u>full-time</u>	Total <u>part-time</u>	Total graduate students
<u>U.S. Nonresident</u>	<input type="text"/>	<input type="text"/>	<b>0</b>
<u>Hispanic/Latino</u>	<input type="text"/>	<input type="text"/>	<b>0</b>
<u>American Indian or Alaska Native</u>	<input type="text"/>	<input type="text"/>	<b>0</b>
<u>Asian</u>	<input type="text"/>	<input type="text"/>	<b>0</b>
<u>Black or African American</u>	<input type="text"/>	<input type="text"/>	<b>0</b>
<u>Native Hawaiian or Other Pacific Islander</u>	<input type="text"/>	<input type="text"/>	<b>0</b>
<u>White</u>	<input type="text"/>	<input type="text"/>	<b>0</b>
Two or more races	<input type="text"/>	<input type="text"/>	<b>0</b>
<u>Race and ethnicity unknown</u>	<input type="text"/>	<input type="text"/>	<b>0</b>
<b>Total women</b>	<b>0</b>	<b>0</b>	<b>0</b>

<b>Grand total (men+women)</b>	<b>0</b>	<b>0</b>	<b>0</b>
<b>Grand total (men+women) 2020-21</b>		<b>6</b>	<b>6</b>

Institution: CUNY Brooklyn College (190549)

Part A - Fall Enrollment for Graduate Students: CIP CODE:27.0000

Enrollment as of the institution's **official fall reporting date** or as of **October 15, 2022**

CIP CODE: 27.0000 -- Mathematics and Statistics

Graduate students

- Report Hispanic/Latino individuals of any race as Hispanic/Latino
- Report race for non-Hispanic/Latino individuals only
- Report all postbaccalaureate degree and certificate students as graduate students, including any doctor's-professional practice students (formerly first-professional)

**Men**

Students enrolled for <u>credit</u>	Total <u>full-time</u>	Total <u>part-time</u>	Total graduate students
<u>U.S. Nonresident</u>	<input type="text" value="0"/>	<input type="text"/>	<b>0</b>
<u>Hispanic/Latino</u>	<input type="text"/>	<input type="text"/>	<b>0</b>
<u>American Indian or Alaska Native</u>	<input type="text"/>	<input type="text"/>	<b>0</b>
<u>Asian</u>	<input type="text"/>	<input type="text"/>	<b>0</b>
<u>Black or African American</u>	<input type="text"/>	<input type="text"/>	<b>0</b>
<u>Native Hawaiian or Other Pacific Islander</u>	<input type="text"/>	<input type="text"/>	<b>0</b>
<u>White</u>	<input type="text"/>	<input type="text"/>	<b>0</b>
Two or more races	<input type="text"/>	<input type="text"/>	<b>0</b>
<u>Race/ethnicity unknown</u>	<input type="text"/>	<input type="text"/>	<b>0</b>
<b>Total men</b>	<b>0</b>	<b>0</b>	<b>0</b>

**Women**

Students enrolled for <u>credit</u>	Total <u>full-time</u>	Total <u>part-time</u>	Total graduate students
<u>U.S. Nonresident</u>	<input type="text"/>	<input type="text"/>	<b>0</b>
<u>Hispanic/Latino</u>	<input type="text"/>	<input type="text"/>	<b>0</b>
<u>American Indian or Alaska Native</u>	<input type="text"/>	<input type="text"/>	<b>0</b>
<u>Asian</u>	<input type="text"/>	<input type="text"/>	<b>0</b>
<u>Black or African American</u>	<input type="text"/>	<input type="text"/>	<b>0</b>
<u>Native Hawaiian or Other Pacific Islander</u>	<input type="text"/>	<input type="text"/>	<b>0</b>
<u>White</u>	<input type="text"/>	<input type="text"/>	<b>0</b>
Two or more races	<input type="text"/>	<input type="text"/>	<b>0</b>
<u>Race/ethnicity unknown</u>	<input type="text"/>	<input type="text"/>	<b>0</b>
<b>Total women</b>	<b>0</b>	<b>0</b>	<b>0</b>

<b>Grand total (men+women)</b>	<b>0</b>	<b>0</b>	<b>0</b>
<b>Grand total (men+women) 2020-21</b>		<b>1</b>	<b>1</b>

Institution: CUNY Brooklyn College (190549)

User ID: P1905492

## Part A - Fall Enrollment for Graduate Students: CIP CODE:40.0000

Enrollment as of the institution's official fall reporting date or as of **October 15, 2022**

CIP CODE: 40.0000 -- Physical Sciences

Graduate students

- Report Hispanic/Latino individuals of any race as Hispanic/Latino
- Report race for non-Hispanic/Latino individuals only
- Report all postbaccalaureate degree and certificate students as graduate students, including any doctor's-professional practice students (formerly first-professional)

**Men**

Students enrolled for <u>credit</u>	Total <u>full-time</u>	Total <u>part-time</u>	Total graduate students
<u>U.S. Nonresident</u>	<input type="text"/>	<input type="text" value="1"/>	<b>1</b>
<u>Hispanic/Latino</u>	<input type="text"/>	<input type="text" value="3"/>	<b>3</b>
<u>American Indian or Alaska Native</u>	<input type="text"/>	<input type="text" value="0"/>	<b>0</b>
<u>Asian</u>	<input type="text"/>	<input type="text" value="0"/>	<b>0</b>
<u>Black or African American</u>	<input type="text"/>	<input type="text" value="2"/>	<b>2</b>
<u>Native Hawaiian or Other Pacific Islander</u>	<input type="text"/>	<input type="text" value="0"/>	<b>0</b>
<u>White</u>	<input type="text"/>	<input type="text" value="9"/>	<b>9</b>
Two or more races	<input type="text"/>	<input type="text" value="0"/>	<b>0</b>
<u>Race and ethnicity unknown</u>	<input type="text"/>	<input type="text" value="0"/>	<b>0</b>
<b>Total men</b>	<b>0</b>	<b>15</b>	<b>15</b>

**Women**

Students enrolled for <u>credit</u>	Total <u>full-time</u>	Total <u>part-time</u>	Total graduate students
<u>U.S. Nonresident</u>	<input type="text"/>	<input type="text" value="2"/>	<b>2</b>
<u>Hispanic/Latino</u>	<input type="text"/>	<input type="text" value="2"/>	<b>2</b>
<u>American Indian or Alaska Native</u>	<input type="text"/>	<input type="text" value="0"/>	<b>0</b>
<u>Asian</u>	<input type="text"/>	<input type="text" value="4"/>	<b>4</b>
<u>Black or African American</u>	<input type="text"/>	<input type="text" value="1"/>	<b>1</b>
<u>Native Hawaiian or Other Pacific Islander</u>	<input type="text"/>	<input type="text" value="0"/>	<b>0</b>
<u>White</u>	<input type="text"/>	<input type="text" value="8"/>	<b>8</b>
Two or more races	<input type="text"/>	<input type="text" value="1"/>	<b>1</b>
<u>Race and ethnicity unknown</u>	<input type="text"/>	<input type="text" value="0"/>	<b>0</b>
<b>Total women</b>	<b>0</b>	<b>18</b>	<b>18</b>

<b>Grand total (men+women)</b>	<b>0</b>	<b>33</b>	<b>33</b>
<b>Grand total (men+women) 2020-21</b>	<b>4</b>	<b>27</b>	<b>31</b>

Institution: CUNY Brooklyn College (190549)

User ID: P1905492

## Part A - Fall Enrollment for Graduate Students: CIP CODE:52.0000

**Enrollment as of the institution's official fall reporting date or as of October 15, 2022**

CIP CODE: 52.0000 -- Business, Management, Marketing and Related Support Services

Graduate students

- Report Hispanic/Latino individuals of any race as Hispanic/Latino
- Report race for non-Hispanic/Latino individuals only
- Report all postbaccalaureate degree and certificate students as graduate students, including any doctor's-professional practice students (formerly first-professional)

**Men**

Students enrolled for <u>credit</u>	Total <u>full-time</u>	Total <u>part-time</u>	Total graduate students
<u>U.S. Nonresident</u>	<input type="text" value="1"/>	<input type="text" value="4"/>	<b>5</b>
<u>Hispanic/Latino</u>	<input type="text" value="1"/>	<input type="text" value="3"/>	<b>4</b>
<u>American Indian or Alaska Native</u>	<input type="text" value="0"/>	<input type="text" value="0"/>	<b>0</b>
<u>Asian</u>	<input type="text" value="3"/>	<input type="text" value="12"/>	<b>15</b>
<u>Black or African American</u>	<input type="text" value="3"/>	<input type="text" value="15"/>	<b>18</b>
<u>Native Hawaiian or Other Pacific Islander</u>	<input type="text" value="0"/>	<input type="text" value="0"/>	<b>0</b>
<u>White</u>	<input type="text" value="4"/>	<input type="text" value="7"/>	<b>11</b>
Two or more races	<input type="text" value="0"/>	<input type="text" value="0"/>	<b>0</b>
<u>Race and ethnicity unknown</u>	<input type="text" value="0"/>	<input type="text" value="0"/>	<b>0</b>
<b>Total men</b>	<b>12</b>	<b>41</b>	<b>53</b>

**Women**

Students enrolled for <u>credit</u>	Total <u>full-time</u>	Total <u>part-time</u>	Total graduate students
<u>U.S. Nonresident</u>	<input type="text" value="2"/>	<input type="text" value="19"/>	<b>21</b>
<u>Hispanic/Latino</u>	<input type="text" value="4"/>	<input type="text" value="7"/>	<b>11</b>
<u>American Indian or Alaska Native</u>	<input type="text" value="0"/>	<input type="text" value="0"/>	<b>0</b>
<u>Asian</u>	<input type="text" value="2"/>	<input type="text" value="23"/>	<b>25</b>
<u>Black or African American</u>	<input type="text" value="2"/>	<input type="text" value="35"/>	<b>37</b>
<u>Native Hawaiian or Other Pacific Islander</u>	<input type="text" value="0"/>	<input type="text" value="0"/>	<b>0</b>
<u>White</u>	<input type="text" value="5"/>	<input type="text" value="8"/>	<b>13</b>
Two or more races	<input type="text" value="1"/>	<input type="text" value="1"/>	<b>2</b>
<u>Race and ethnicity unknown</u>	<input type="text" value="0"/>	<input type="text" value="0"/>	<b>0</b>
<b>Total women</b>	<b>16</b>	<b>93</b>	<b>109</b>

<b>Grand total (men+women)</b>	<b>28</b>	<b>134</b>	<b>162</b>
<b>Grand total (men+women) 2020-21</b>	<b>32</b>	<b>236</b>	<b>268</b>

Institution: CUNY Brooklyn College (190549)

User ID: P1905492

## Part A - Fall Enrollment - Summary - Grand Totals

## Fall Enrollment Summary

## Men

Students enrolled for credit	Total full-time students	Total part-time students	Grand total, all students
<u>U.S. Nonresident</u>	125	65	190
<u>Hispanic/Latino</u>	776	392	1,168
<u>American Indian or Alaska Native</u>	6	1	7
<u>Asian</u>	1,165	297	1,462
<u>Black or African American</u>	607	477	1,084
<u>Native Hawaiian or Other Pacific Islander</u>	5	2	7
<u>White</u>	1,031	644	1,675
Two or more races	129	56	185
<u>Race and ethnicity unknown</u>	0	0	0
<b>Total men</b>	<b>3,844</b>	<b>1,934</b>	<b>5,778</b>

## Women

Students enrolled for credit	Total full-time students	Total part-time students	Grand total, all students
<u>U.S. Nonresident</u>	189	109	298
<u>Hispanic/Latino</u>	1,270	732	2,002
<u>American Indian or Alaska Native</u>	4	4	8
<u>Asian</u>	1,190	456	1,646
<u>Black or African American</u>	1,072	954	2,026
<u>Native Hawaiian or Other Pacific Islander</u>	3	2	5
<u>White</u>	1,345	847	2,192
Two or more races	168	72	240
<u>Race and ethnicity unknown</u>	0	0	0
<b>Total women</b>	<b>5,241</b>	<b>3,176</b>	<b>8,417</b>
<b>Grand Total (men+women)</b>	<b>9,085</b>	<b>5,110</b>	<b>14,195</b>

Institution: CUNY Brooklyn College (190549)

User ID: P1905492

Part A - Fall Enrollment - Summary: CIP CODE:13.0000

**Fall Enrollment Totals**

CIP CODE: 13.0000 -- Education

**Men**

Students enrolled for credit	Total full-time students	Total part-time students	Grand total, all students
<u>U.S. Nonresident</u>	1	8	9
<u>Hispanic/Latino</u>	51	98	149
<u>American Indian or Alaska Native</u>	0	0	0
<u>Asian</u>	40	31	71
<u>Black or African American</u>	28	98	126
<u>Native Hawaiian or Other Pacific Islander</u>	0	0	0
<u>White</u>	52	154	206
Two or more races	9	7	16
<u>Race and ethnicity unknown</u>	0	0	0
<b>Total men</b>	<b>181</b>	<b>396</b>	<b>577</b>

**Women**

Students enrolled for credit	Total full-time students	Total part-time students	Grand total, all students
<u>U.S. Nonresident</u>	17	23	40
<u>Hispanic/Latino</u>	207	285	492
<u>American Indian or Alaska Native</u>	0	3	3
<u>Asian</u>	154	170	324
<u>Black or African American</u>	96	307	403
<u>Native Hawaiian or Other Pacific Islander</u>	1	0	1
<u>White</u>	152	271	423
Two or more races	17	21	38
<u>Race and ethnicity unknown</u>	0	0	0
<b>Total women</b>	<b>644</b>	<b>1,080</b>	<b>1,724</b>

<b>Grand Total (men+women)</b>	<b>825</b>	<b>1,476</b>	<b>2,301</b>
--------------------------------	------------	--------------	--------------



Institution: CUNY Brooklyn College (190549)

User ID: P1905492

Part A - Fall Enrollment - Summary: CIP CODE:26.0000

**Fall Enrollment Totals**

CIP CODE: 26.0000 -- Biological and Biomedical Sciences

**Men**

Students enrolled for credit	Total full-time students	Total part-time students	Grand total, all students
<u>U.S. Nonresident</u>	9	4	13
<u>Hispanic/Latino</u>	37	11	48
<u>American Indian or Alaska Native</u>	0	0	0
<u>Asian</u>	49	8	57
<u>Black or African American</u>	34	12	46
<u>Native Hawaiian or Other Pacific Islander</u>	0	0	0
<u>White</u>	63	23	86
Two or more races	6	3	9
<u>Race and ethnicity unknown</u>	0	0	0
<b>Total men</b>	<b>198</b>	<b>61</b>	<b>259</b>

**Women**

Students enrolled for credit	Total full-time students	Total part-time students	Grand total, all students
<u>U.S. Nonresident</u>	13	5	18
<u>Hispanic/Latino</u>	56	20	76
<u>American Indian or Alaska Native</u>	0	0	0
<u>Asian</u>	84	23	107
<u>Black or African American</u>	67	24	91
<u>Native Hawaiian or Other Pacific Islander</u>	0	0	0
<u>White</u>	91	34	125
Two or more races	11	2	13
<u>Race and ethnicity unknown</u>	0	0	0
<b>Total women</b>	<b>322</b>	<b>108</b>	<b>430</b>

<b>Grand Total (men+women)</b>	<b>520</b>	<b>169</b>	<b>689</b>
--------------------------------	------------	------------	------------

Institution: CUNY Brooklyn College (190549)

Part A - Fall Enrollment - Summary: CIP CODE:27.0000

**Fall Enrollment Totals**

CIP CODE: 27.0000 -- Mathematics and Statistics

**Men**

Students enrolled for credit	Total full-time students	Total part-time students	Grand total, all students
<u>U.S. Nonresident</u>	2	2	4
<u>Hispanic/Latino</u>	7	1	8
<u>American Indian or Alaska Native</u>	0	0	0
<u>Asian</u>	19	2	21
<u>Black or African American</u>	9	2	11
<u>Native Hawaiian or Other Pacific Islander</u>	0	0	0
<u>White</u>	9	9	18
Two or more races	2	3	5
<u>Race and ethnicity unknown</u>	0	0	0
<b>Total men</b>	<b>48</b>	<b>19</b>	<b>67</b>

**Women**

Students enrolled for credit	Total full-time students	Total part-time students	Grand total, all students
<u>U.S. Nonresident</u>	1	1	2
<u>Hispanic/Latino</u>	6	0	6
<u>American Indian or Alaska Native</u>	0	0	0
<u>Asian</u>	22	4	26
<u>Black or African American</u>	6	1	7
<u>Native Hawaiian or Other Pacific Islander</u>	0	0	0
<u>White</u>	13	4	17
Two or more races	3	1	4
<u>Race and ethnicity unknown</u>	0	0	0
<b>Total women</b>	<b>51</b>	<b>11</b>	<b>62</b>

<b>Grand Total (men+women)</b>	<b>99</b>	<b>30</b>	<b>129</b>
--------------------------------	-----------	-----------	------------

Institution: CUNY Brooklyn College (190549)

User ID: P1905492

Part A - Fall Enrollment - Summary: CIP CODE:40.0000

**Fall Enrollment Totals**

CIP CODE: 40.0000 -- Physical Sciences

**Men**

Students enrolled for credit	Total full-time students	Total part-time students	Grand total, all students
<u>U.S. Nonresident</u>	2	2	4
<u>Hispanic/Latino</u>	18	8	26
<u>American Indian or Alaska Native</u>	0	0	0
<u>Asian</u>	25	6	31
<u>Black or African American</u>	4	4	8
<u>Native Hawaiian or Other Pacific Islander</u>	0	0	0
<u>White</u>	26	16	42
Two or more races	3	1	4
<u>Race and ethnicity unknown</u>	0	0	0
<b>Total men</b>	<b>78</b>	<b>37</b>	<b>115</b>

**Women**

Students enrolled for credit	Total full-time students	Total part-time students	Grand total, all students
<u>U.S. Nonresident</u>	0	3	3
<u>Hispanic/Latino</u>	16	8	24
<u>American Indian or Alaska Native</u>	0	0	0
<u>Asian</u>	14	5	19
<u>Black or African American</u>	13	8	21
<u>Native Hawaiian or Other Pacific Islander</u>	0	0	0
<u>White</u>	12	17	29
Two or more races	2	1	3
<u>Race and ethnicity unknown</u>	0	0	0
<b>Total women</b>	<b>57</b>	<b>42</b>	<b>99</b>

<b>Grand Total (men+women)</b>	<b>135</b>	<b>79</b>	<b>214</b>
--------------------------------	------------	-----------	------------

Institution: CUNY Brooklyn College (190549)

User ID: P1905492

Part A - Fall Enrollment - Summary: CIP CODE:52.0000

**Fall Enrollment Totals**

CIP CODE: 52.0000 -- Business, Management, Marketing and Related Support Services

**Men**

Students enrolled for credit	Total full-time students	Total part-time students	Grand total, all students
<u>U.S. Nonresident</u>	37	8	45
<u>Hispanic/Latino</u>	165	42	207
<u>American Indian or Alaska Native</u>	1	0	1
<u>Asian</u>	358	65	423
<u>Black or African American</u>	141	57	198
<u>Native Hawaiian or Other Pacific Islander</u>	1	1	2
<u>White</u>	249	72	321
Two or more races	26	10	36
<u>Race and ethnicity unknown</u>	0	0	0
<b>Total men</b>	<b>978</b>	<b>255</b>	<b>1,233</b>

**Women**

Students enrolled for credit	Total full-time students	Total part-time students	Grand total, all students
<u>U.S. Nonresident</u>	35	23	58
<u>Hispanic/Latino</u>	165	55	220
<u>American Indian or Alaska Native</u>	0	0	0
<u>Asian</u>	271	53	324
<u>Black or African American</u>	188	96	284
<u>Native Hawaiian or Other Pacific Islander</u>	2	0	2
<u>White</u>	149	59	208
Two or more races	19	8	27
<u>Race and ethnicity unknown</u>	0	0	0
<b>Total women</b>	<b>829</b>	<b>294</b>	<b>1,123</b>

<b>Grand Total (men+women)</b>	<b>1,807</b>	<b>549</b>	<b>2,356</b>
--------------------------------	--------------	------------	--------------

Part A - Fall Enrollment- Gender Unknown or another gender than Men/Women categories

**Part A - Fall Enrollment - Gender Unknown or another gender than Provided Categories**

- The 'gender unknown' category is to report students for whom the institution does not know a gender.
- Institutions should not ask students that do not select a binary gender to allocate themselves to a binary gender category; it is up to the institution to allocate unknown students and students that indicate another gender into the binary categories throughout the forms where required. One commonly used method to allocate students is to use the known portion of men to women.

Is your institution able to report another gender for the 2022-23 data collection? If you indicate 'No', your institution should leave the cells in the rows for 'Another gender' blank (i.e., do not report 0). If you indicate 'Yes', but no students identified as another gender, please enter '0'.

Undergraduate students:

- Yes
- No

Graduate students:

- Yes
- No

Of the total students reported, how many students did you allocate to a binary gender category (Men/Women) because their gender was unknown or another gender than the provided categories?

	Number of students	
	Undergraduate students	Graduate students
<b>Grand total</b>	<b>11,661</b>	<b>2,534</b>
Gender unknown (i.e., gender information is not known or not collected).	12	9
<b>Another gender</b> (i.e., gender information is known but does not fall into either of the mutually exclusive binary categories provided [Men/Women]).	10	1
<b>Total of Gender unknown + Another gender</b>	<b>22</b>	<b>10</b>
<b>Total of Students for whom gender is known and falls into one of the mutually exclusive binary categories provided [Men/Women]</b>	<b>11,639</b>	<b>2,524</b>


Institution: CUNY Brooklyn College (190549)

User ID: P1905492

Part A - Fall Enrollment by Distance Education Status

Enrollment as of the institution's **official fall reporting date** or as of **October 15, 2022**

	Undergraduate Students		Graduate Students
	Degree/certificate-seeking	Non-degree/non-certificate-seeking	
<b>i</b> Enrolled <i>exclusively</i> in <u>distance education courses</u>	870	166	689
Enrolled in <i>at least one</i> but not all distance education courses	4,692	24	868
<i>Not enrolled</i> in any distance education courses	<input checked="" type="checkbox"/> 5,223	686	977
<b>Total (from prior part A screens)</b>	<b>10,785</b>	<b>876</b>	<b>2,534</b>

 You may use the box below to provide additional context for the data you have reported above. Context notes will be posted on the College Navigator website. Therefore, you should write all context notes using proper grammar (e.g., complete sentences with punctuation) and common language that can be easily understood by students and parents (e.g., spell out acronyms).

Institution: CUNY Brooklyn College (190549)

User ID: P1905492

## Part A - Fall Enrollment by Distance Education Status

Of those students *exclusively* enrolled in distance education courses, report the number that are:

		<u>Undergraduate</u> Students		<u>Graduate Students</u>
		<u>Degree/certificate-seeking</u>	Non-degree/non-certificate-seeking	
Located in	NY	<input type="text" value="763"/>	<input type="text" value="88"/>	<input type="text" value="653"/>
Located in the U.S. but not in	NY	<input type="text" value="6"/>	<input type="text" value="2"/>	<input type="text" value="16"/>
Located in the U.S. but state/jurisdiction unknown		<input type="text" value="101"/>	<input type="text" value="76"/>	<input type="text" value="20"/>
Located outside the U.S.		<input type="text" value="0"/>	<input type="text" value="0"/>	<input type="text" value="0"/>
Location unknown/unreported		0	0	0
<b>Total students exclusively enrolled in distance education (from section above)</b>		<b>870</b>	<b>166</b>	<b>689</b>


Institution: CUNY Brooklyn College (190549)

User ID: P1905492

## Part C - Screening Question

Did any of your **first-time degree/certificate-seeking undergraduate** students (reported in Part A) enroll within 12 months of graduating high school or receiving their GED?

- No, we do not have any first-time students who enrolled within 12 months of their high school graduation.
- Yes, we have first-time students who enrolled within 12 months of their high school graduation.

 You may use the box below to provide additional context for the data you have reported above. Context notes will be posted on the College Navigator website. Therefore, you should write all context notes using proper grammar (e.g., complete sentences with punctuation) and common language that can be easily understood by students and parents (e.g., spell out acronyms).



Institution: CUNY Brooklyn College (190549)

User ID: P1905492

Part C - Residence of First-time Undergraduates

Enrollment as of the institution's **official fall reporting date** or as of **October 15, 2022**

Enter **at least one** zero, where applicable, to verify that the screen has not been skipped.

State of <u>residence</u> when student was first admitted	FIPS Code	ⓘ Total <u>first-time</u> degree/certificate-seeking undergraduates (1)	Of students in column 1, those who enrolled within 12 months of high school graduation or receiving their GED (2)
Alabama	01	<input type="text"/>	<input type="text"/>
Alaska	02	<input type="text"/>	<input type="text"/>
Arizona	04	<input type="text"/>	<input type="text"/>
Arkansas	05	<input type="text"/>	<input type="text"/>
California	06	<input type="text"/>	<input type="text"/>
Colorado	08	<input type="text"/>	<input type="text"/>
Connecticut	09	<input type="text"/>	<input type="text"/>
Delaware	10	<input type="text"/>	<input type="text"/>
District of Columbia	11	<input type="text"/>	<input type="text"/>
Florida	12	<input type="text"/>	<input type="text"/>
Georgia	13	<input type="text"/>	<input type="text"/>
Hawaii	15	<input type="text"/>	<input type="text"/>
Idaho	16	<input type="text"/>	<input type="text"/>
Illinois	17	<input type="text"/>	<input type="text"/>
Indiana	18	<input type="text"/>	<input type="text"/>
Iowa	19	<input type="text"/>	<input type="text"/>
Kansas	20	<input type="text"/>	<input type="text"/>
Kentucky	21	<input type="text"/>	<input type="text"/>
Louisiana	22	<input type="text"/>	<input type="text"/>
Maine	23	<input type="text"/>	<input type="text"/>

Institution: CUNY Brooklyn College (190549)

User ID: P1905492

Part C - Residence of First-time Undergraduates

Enrollment as of the institution's **official fall reporting date** or as of **October 15, 2022**

Enter **at least one** zero, where applicable, to verify that the screen has not been skipped.


State of <u>residence</u> when student was first admitted	FIPS Code	Total <u>first-time</u> degree/certificate-seeking undergraduates (1)	Of students in column 1, those who enrolled within 12 months of high school graduation or receiving their GED (2)
Maryland	24	<input type="text"/>	<input type="text"/>
Massachusetts	25	<input type="text"/>	<input type="text"/>
Michigan	26	<input type="text"/>	<input type="text"/>
Minnesota	27	<input type="text"/>	<input type="text"/>
Mississippi	28	<input type="text"/>	<input type="text"/>
Missouri	29	<input type="text"/>	<input type="text"/>
Montana	30	<input type="text"/>	<input type="text"/>
Nebraska	31	<input type="text"/>	<input type="text"/>
Nevada	32	<input type="text"/>	<input type="text"/>
New Hampshire	33	<input type="text"/>	<input type="text"/>
New Jersey	34	<input type="text"/>	<input type="text"/>
New Mexico	35	<input type="text"/>	<input type="text"/>
New York	36	1,541	1,459
North Carolina	37	<input type="text"/>	<input type="text"/>
North Dakota	38	<input type="text"/>	<input type="text"/>
Ohio	39	<input type="text"/>	<input type="text"/>
Oklahoma	40	<input type="text"/>	<input type="text"/>
Oregon	41	<input type="text"/>	<input type="text"/>
Pennsylvania	42	<input type="text"/>	<input type="text"/>
Rhode Island	44	<input type="text"/>	<input type="text"/>

Part C - Residence of First-time Undergraduates

Enrollment as of the institution's **official fall reporting date** or as of **October 15, 2022**

Enter **at least one** zero, where applicable, to verify that the screen has not been skipped.

State of <u>residence</u> when student was first admitted	FIPS Code	Total <u>first-time</u> degree/certificate-seeking undergraduates (1)	Of students in column 1, those who enrolled within 12 months of high school graduation or receiving their GED (2)
South Carolina	45	<input type="text"/>	<input type="text"/>
South Dakota	46	<input type="text"/>	<input type="text"/>
Tennessee	47	<input type="text"/>	<input type="text"/>
Texas	48	<input type="text"/>	<input type="text"/>
Utah	49	<input type="text"/>	<input type="text"/>
Vermont	50	<input type="text"/>	<input type="text"/>
Virginia	51	<input type="text"/>	<input type="text"/>
Washington	53	<input type="text"/>	<input type="text"/>
West Virginia	54	<input type="text"/>	<input type="text"/>
Wisconsin	55	<input type="text"/>	<input type="text"/>
Wyoming	56	<input type="text"/>	<input type="text"/>
<u>State Unknown</u>	57	<input type="text" value="117"/>	<input type="text" value="95"/>
American Samoa	60	<input type="text"/>	<input type="text"/>
Federated States of Micronesia	64	<input type="text"/>	<input type="text"/>
Guam	66	<input type="text"/>	<input type="text"/>
Marshall Islands	68	<input type="text"/>	<input type="text"/>
Northern Marianas	69	<input type="text"/>	<input type="text"/>
Palau	70	<input type="text"/>	<input type="text"/>
Puerto Rico	72	<input type="text"/>	<input type="text"/>
Virgin Islands	78	<input type="text"/>	<input type="text"/>
Foreign Countries	90	<input type="text" value="31"/>	<input type="text" value="21"/>
Residence unknown/unreported	98	<input type="text" value="0"/>	<input type="text"/>
<b>Total first-time degree/certificate-seeking undergraduates (from Part A)</b>		<b>1,689</b>	<b>1,575</b>

 You may use the box below to provide additional context for the data you have reported above. Context notes will be posted on the College Navigator website. Therefore, you should write all context notes using proper grammar (e.g., complete sentences with punctuation) and common language that can be easily understood by students and parents (e.g., spell out acronyms).

Institution: CUNY Brooklyn College (190549)

User ID: P1905492

## Part D - Total Undergraduate Entering Class

## Total Undergraduate Entering Class, Fall 2022

D1	Total full-time, first-time degree/certificate-seeking <u>undergraduates</u> from Part A (GR <u>cohort</u> )	1,659
D2	Total <u>first-time</u> degree/certificate-seeking undergraduates (full-time + part-time) from Part A	1,689
D3	Total <u>transfer-in (non-first-time entering)</u> , degree/certificate-seeking undergraduates (full-time + part-time) from Part A	971
D4	Total <u>non-degree/non-certificate-seeking</u> undergraduates (full-time + part-time) from Part A	876
D5	Of the total non-degree/non-certificate-seeking undergraduates displayed on line D4, <b>the number that are new to the institution in Fall 2022</b>	833
D6	Total <u>entering students</u> at the undergraduate level <b>Note:</b> This is calculated as first-time students (line D2) + students transferring to the institution (line D3) + non-degree/non-certificate-seeking undergraduates entering in Fall 2022 (line D5).	3,493
D7	Percentage of undergraduate entering class represented by your GR <u>cohort</u> (line D1/line D6)	47

Part E - First-time Bachelor's Cohort Retention Rates (Full-time)

**Retention Rates - Full-time, First-time Bachelor's Cohort from Fall 2021**


Academic reporters determine the cohort and retention as of the institution's official fall reporting date or as of October 15. Program reporters determine the cohort with enrollment any time between August 1 and October 31, 2021 and retention based on August 1, 2022.

The retention rate is calculated by the system after clicking "Save" on the screen. Exclusions are subtracted from and inclusions are added to the original cohort and the resulting adjusted cohort is used for calculating the retention rate.

Retention Data Reporting Reminders:

- Include only **full-time, first-time bachelor's** students in this cohort.
- Determine the full-time cohort using Fall 2021 status (e.g., if a student was full-time in Fall 2021, report them in the full-time cohort regardless of their Fall 2022 status).
- If there are no students to report in the cohort, enter zero. Do not leave the field blank.
- Report in the exclusions box (line E2a) the number of students from the cohort who left the institution for any of the following reasons: died or were totally and permanently disabled; to serve in the armed forces (including those called to active duty); to serve with a foreign aid service of the Federal Government (e.g., Peace Corps); or to serve on official church missions.
- Report in the inclusion box (line E2b) first-time bachelor's-seeking study abroad students who were excluded from the first-time cohort (line E1) but who have re-enrolled at the institution their second year.

FULL-TIME, FIRST-TIME BACHELOR'S COHORT RETENTION:			Prior year data (Fall 2020 cohort)	
<b>E1</b>	Full-time, first-time Fall 2021 bachelor's cohort	<input checked="" type="checkbox"/> 1,533	2,135	
<b>E2a</b>	<u>Exclusions</u> from the Fall 2021 cohort	0	0	
<b>E2b</b>	Inclusion to the Fall 2021 cohort	0	0	
<b>E3</b>	<b>Adjusted</b> Fall 2021 cohort (line E1- E2a + E2b)	<b>1,533</b>	<b>2,135</b>	
<b>E4</b>	Students from Fall 2021 cohort <b>still enrolled</b> as of Fall 2022	1,179	1,689	
<b>E5</b>	Full-time, first-time Fall 2021 bachelor's cohort retention rate (line E4 / line E3)	<b>77 %</b>	<b>79 %</b>	

 The notes below provide context for the data you've reported above and **may** be posted on the College Navigator website. Choose one option that best explains your data or choose "Not Applicable" if you do not wish to provide context notes. If none of the options provided explain your institution's data, then choose "Other" and write your own context notes. Therefore, you should write all context notes using proper grammar (e.g., complete sentences with punctuation) and common language that can be easily understood by students and parents (e.g., spell out acronyms).

Not Applicable ▼

Institution: CUNY Brooklyn College (190549)

User ID: P1905492

Part E - First-time Bachelor's Cohort Retention Rates (Part-time)

**Retention Rates - Part-time, First-time Bachelor's Cohort from Fall 2021**


Academic reporters determine the cohort and retention as of the institution's official fall reporting date or as of October 15. Program reporters determine the cohort with enrollment any time between August 1 and October 31, 2021 and retention based on August 1, 2022.

The retention rate is calculated by the system after clicking "Save" on the screen. Exclusions are subtracted from the original cohort and the resulting adjusted cohort is used for calculating the retention rate.

Retention Data Reporting Reminders:

- Include only **part-time, first-time bachelor's** students in this cohort.
- Determine part-time using Fall 2021 attendance status (e.g., if a student was part-time in Fall 2021, report them in the part-time cohort regardless of their Fall 2022 status).
- If there are no students to report in the cohort, enter zero. Do not leave the field blank.
- Report in the exclusions box (line E7a) the number of students from the cohort who left the institution for any of the following reasons: died or were totally and permanently disabled; to serve in the armed forces (including those called to active duty); to serve with a foreign aid service of the Federal Government (e.g., Peace Corps); or to serve on official church missions.
- Report in the inclusion box (line E7b) first-time bachelor's-seeking study abroad students who were excluded from the first-time cohort (line E6) but who have re-enrolled at the institution their second year.

PART-TIME, FIRST-TIME BACHELOR'S COHORT RETENTION:			Prior year data (Fall 2020 cohort)	
<b>E6</b>	Part-time, first-time Fall 2021 bachelor's cohort	<input type="text" value="21"/>	12	
<b>E7a</b>	<u>Exclusions</u> from the Fall 2021 cohort	<input type="text" value="0"/>	0	
<b>E7b</b>	Inclusions to the Fall 2021 cohort	<input type="text" value="0"/>	0	
<b>E8</b>	<b>Adjusted</b> Fall 2021 cohort (line E6 - E7a + E7b)	21	12	
<b>E9</b>	Students from Fall 2021 cohort <b>still enrolled</b> as of Fall 2022	<input type="text" value="12"/>	9	
<b>E10</b>	Part-time, first-time Fall 2021 bachelor's cohort retention rate (line E9 / line E8)	<input checked="" type="checkbox"/> 57 %	75 %	

 The notes below provide context for the data you've reported above and **may** be posted on the College Navigator website. Choose one option that best explains your data or choose "Not Applicable" if you do not wish to provide context notes. If none of the options provided explain your institution's data, then choose "Other" and write your own context notes. Therefore, you should write all context notes using proper grammar (e.g., complete sentences with punctuation) and common language that can be easily understood by students and parents (e.g., spell out acronyms).

Institution: CUNY Brooklyn College (190549)

## Part F - Student-to-Faculty Ratio

### Student-to-Faculty Ratio

Please provide your institution's student-to-faculty ratio (i.e., student-to-instructional staff) for undergraduate programs for Fall 2022. The student-to-faculty ratio and any accompanying context that is provided will be displayed on College Navigator.

Note: Logic in this item is similar to item I-2 from the Common Data Set data collection.

Click [here](#) to use a worksheet to help you determine the student-to-faculty ratio


Student-to-faculty ratio

to 1

Student-to-faculty ratio prior year

15

to 1

 You may use the box below to provide additional context for the data you have reported above. Context notes will be posted on the College Navigator website. Therefore, you should write all context notes using proper grammar (e.g., complete sentences with punctuation) and common language that can be easily understood by students and parents (e.g., spell out acronyms).

Prepared by

Reporting Reminders:

- The name of the preparer is being collected so that we can follow up with the appropriate person in the event that there are questions concerning the data.
- The Keyholder will be copied on all email correspondence to other preparers.
- The time it took to prepare this component is being collected so that we can continue to improve our estimate of the reporting burden associated with IPEDS.
- Please include in your estimate the time it took for you to review instructions, query and search data sources, complete and review the component, and submit the data through the Data Collection System.
- Thank you for your assistance.

This survey component was prepared by:

<input type="radio"/>	Keyholder	<input type="radio"/>	SFA Contact	<input type="radio"/>	HR Contact
<input type="radio"/>	Finance Contact	<input type="radio"/>	Academic Library Contact	<input type="radio"/>	Other
Name: <input type="text"/>					
Email: <input type="text"/>					

How many staff from your institution only were involved in the data collection and reporting process of this survey component?

Number of Staff (including yourself)

How many hours did you and others from your institution only spend on each of the steps below when responding to this survey component?  
*Exclude the hours spent collecting data for state and other reporting purposes.*

Staff member	Collecting Data Needed	Revising Data to Match IPEDS Requirements	Entering Data	Revising and Locking Data
Your office	<input type="text"/> hours	<input type="text"/> hours	<input type="text"/> hours	<input type="text"/> hours
Other offices	<input type="text"/> hours	<input type="text"/> hours	<input type="text"/> hours	<input type="text"/> hours



Institution: CUNY Brooklyn College (190549)

User ID: P1905492

## Summary

### Fall Enrollment Survey Summary

IPEDS collects important information regarding your institution. All data reported in IPEDS survey components become available in the IPEDS Data Center and appear as aggregated data in various Department of Education reports. Additionally, some of the reported data appears specifically for your institution through the College Navigator website and is included in your institution's Data Feedback Report (DFR). The purpose of this summary is to provide you an opportunity to view some of the data that, when accepted through the IPEDS quality control process, will appear on the College Navigator website and/or your DFR. College Navigator is updated approximately three months after the data collection period closes and Data Feedback Reports will be available through the [Data Center](#) and sent to your institution's CEO in November 2023.

Please review your data for accuracy. If you have questions about the data displayed below after reviewing the data reported on the survey screens, please contact the IPEDS Help Desk at: 1-877-225-2568 or [ipedshelp@rti.org](mailto:ipedshelp@rti.org).

## Four-Year Institutions with Graduate Students

Student Enrollment	
Total enrollment	14,195
Undergraduate enrollment	11,661
Undergraduate transfer-in enrollment	971
Graduate enrollment	2,534
Student-to-faculty ratio	13 to 1

Student Characteristics (All Students)	
Percent of all students who are female	59%
Percent of all students by race/ethnicity:	
American Indian or Alaska Native	0%
Asian	22%
Black or African American	22%
Hispanic/Latino	22%
Native Hawaiian or Pacific Islander	0%
White	27%
Two or More Races	3%
Race and ethnicity unknown	0%
U.S. Nonresident	3%

Undergraduate Student Characteristics	
Percent of undergraduates who are female	57%
Percent of undergraduates who are full-time	73%
Percent of undergraduates by race/ethnicity:	
American Indian or Alaska Native	0%
Asian	24%
Black or African American	22%
Hispanic/Latino	23%
Native Hawaiian or Pacific Islander	0%
White	25%
Two or More Races	3%
Race and ethnicity unknown	0%
U.S. Nonresident	3%

Undergraduate Retention and Graduation Rate Cohort	
First-time, full-time bachelor's seeking student retention rate	77%
First-time, part-time bachelor's seeking student retention rate	57%
Graduation rate cohort as percent of total entering students	47%

Graduate Student Characteristics	
----------------------------------	--

Percent of graduate students who are female	68%
Percent of graduate students who are full-time	22%

## Edit Report

## Fall Enrollment

Source	Description	Severity	Resolved	Options
<b>Screen: Part A - Fall Enrollment by Distance Education Status</b>				
Upload File	Your institution reported that you had 11% of your students enrolled "Not enrolled in any distance education courses" last year, but this year you reported 50.67% enrolled in "Not enrolled in any distance education courses" in Undergraduate Students. This is a larger shift than we would expect. Please correct your data or explain the discrepancy. (Error #6835)	Explanation	Yes	
Reason	The number is correct and reflects a continuing shift back to in person following the pandemic.			
<b>Screen: Part E - First-time Bachelor's Cohort Retention Rates (Full-time)</b>				
Upload File	The full-time, first-time bachelor's cohort reported in Part E (1,533) is outside the expected range when compared with the prior year value (Fall 2020 cohort). Please correct your data or explain. (Error #6164)	Explanation	Yes	
Reason	The number is correct - 2020 was an unusually large incoming cohort.			
<b>Screen: Part E - First-time Bachelor's Cohort Retention Rates (Part-time)</b>				
Upload File	The calculated cohort retention rate is outside the expected range when compared with the prior year value. Please correct your data or explain. (Error #6308)	Explanation	Yes	
Reason	The number is correct – the base of the figure is quite small and variations are expected from year to year.			