

[Print Form\(s\)](#)[Get PDF File](#)[Go Back](#)

Student Financial Aid 2011-12

Institution: CUNY Brooklyn College (190549)

User ID: P1905491

Overview

IPEDS Student Financial Aid Component Overview

Public Academic Reporters

Welcome to the Student Financial Aid (SFA) component of the U.S. Department of Education's Integrated Postsecondary Education Data System (IPEDS). The purpose of the SFA component is to collect information about financial aid provided to various groups of undergraduate students at your institution.

Changes to This Year's SFA Component

- SFA is now part of the Winter collection. The Winter collection will close for keyholders on February 8, 2012.
- In Part E, an additional column will collect the number of students in Group 4 who were awarded any Title IV grant aid, by income categories.
- For reporting grant or scholarship aid, institutions should report "aid awarded" rather than "aid received" or "aid awarded and accepted." The amount awarded may be different from the amount that was actually disbursed to students. There is no change to how loans to students should be reported. Institutions should continue to report on loans that were awarded to and accepted by the student.
- Veterans education benefits should no longer be reported in SFA, as they are no longer considered Estimated Financial Assistance for Federal Student Aid purposes.

Data Reporting Reminders

Groups

Throughout this component, you will be asked to report information for different groups of students.

- **Group 1:** All undergraduate students
- **Group 2:** Of Group 1, full-time, first-time degree/certificate-seeking students
- **Group 3:** Of Group 2, students who paid the in-state/in-district tuition rate and were awarded any grant/scholarship aid from the federal government, state/local government, or the institution
- **Group 4:** Of Group 2, students who paid the in-state/in-district tuition rate and were awarded any Title IV federal student aid

Consult the instructions and screens to make sure you are reporting the correct aid amounts for the correct groups of students.

College Affordability and Transparency Lists

Net price amounts calculated in SFA will be used to populate the Department's College Affordability and Transparency lists.

Interactive Edits and Error Messages

SFA contains interactive edits that will check for blank fields, invalid values, or values that fall outside expected ranges. Some error messages will require you to confirm or explain the values that you entered. Some error messages are fatal and will require you to contact the IPEDS Help Desk at 1-877-225-2568 for resolution.

Context Boxes

You will find optional text boxes throughout SFA. Context boxes allow you to provide more information about the data you enter. Some of these context boxes may be made available to the public on College Navigator, so make sure that the information you enter can be understood easily by students, parents, and the general public.

Resources

To download the survey materials for this component: [Survey Materials](#)

To access your prior year data submission for this component: [Reported Data](#)

If you have questions about completing this component, please contact the **IPEDS Help Desk at 1-877-225-2568**.



Institution: CUNY Brooklyn College (190549)

User ID: P1905491

Part A**Part A - Establish Your Groups**

Part A establishes the number of students in various groups. Note that the numbers on this screen will be carried forward to other parts of the Student Financial Aid component.

In the fields below, report the number of students in each of the following groups.

	 Fall 2010	YOUR PRIOR YEAR DATA Fall 2009
01. Group 1 All undergraduate students	<input type="text" value="13,069"/>	13,069
02. Group 2 Of those in Group 1, those who are full-time, first-time degree/certificate-seeking	 <input type="text" value="952"/>	952
02a. Of those in Group 2, those who were awarded any Federal Work Study, loans to students, or grant or scholarship aid from the federal government, state/local government, the institution, or other sources known to the institution	<input type="text" value="809"/>	809
02b. Of those in Group 2, those who were awarded any loans to students or grant or scholarship aid from the federal government, state/local government, or the institution	<input type="text" value="809"/>	809
Group 3 03. Of those in Group 2, those who paid the in-state or in-district tuition rate and were awarded grant or scholarship aid from the federal government, state/local government, or the institution	<input type="text" value="787"/>	787
Group 4 04. Of those in Group 2, those who paid the in-state or in-district tuition rate and were awarded any Title IV federal student aid	<input type="text" value="555"/>	555

Institution: CUNY Brooklyn College (190549)

User ID: P1905491

Part B**Part B - Enter Information About Group 1**

Part B includes information about Group 1. Group 1 students are all undergraduate students enrolled in Fall 2010.

For this part, report:

For These Students	The Following Type(s) of Aid	Awarded in This Period
<ul style="list-style-type: none"> All undergraduate students enrolled in Fall 2010 	<ul style="list-style-type: none"> Grant or scholarship aid from the federal government Grant or scholarship aid from state/local government Grant or scholarship from the institution Grant or scholarship aid from other sources known to the institution Loans to students from the federal government 	<ul style="list-style-type: none"> Any time during academic year 2010-11

In the fields below, report the number of Group 1 students and the total amount of aid awarded to these students for each type of aid.

Information from Part A:**Fall 2010****Group 1**


All undergraduate students

13,069

(This number is carried forward from Part A, Line 01.)

2010-11

Aid Type	Number of Group 1 students who were awarded aid	Percentage of Group 1 students who were awarded aid	Total amount of aid awarded to Group 1 students	Average amount of aid awarded to Group 1 students
01. Grant or scholarship aid from the federal government, state/local government, the institution, and other sources known to the institution	7,433	57	46,222,955	6,219
02. Pell grants	5,847	45	27,730,045	4,743
03. Federal student loans	2,301	18	13,636,446	5,926

 You may use the space below to provide context for data you've reported above. These context notes may be posted on the College Navigator website and should be written to be understood by students and parents.

Institution: CUNY Brooklyn College (190549)

User ID: P1905491

Part C, Page 1**Part C, Page 1 - Enter Information about Group 2**

Part C includes information about Group 2. Group 2 students are all full-time, first-time degree/certificate-seeking undergraduate students enrolled in Fall 2010.

In the fields below, report the number of Group 2 students paying in-district, in-state, and out-of-state tuition rates. If your institution does not offer different rates, report all students as paying in-state tuition rates.

Information from Part A:**Fall 2010****Group 2**

Full-time, first-time degree/certificate-seeking
undergraduates

952

(This number is carried forward from Part A, Line 02)

Group 2 students:	Fall 2010		YOUR PRIOR YEAR DATA
	Number of Group 2 students	Percentage of Group 2 students	Fall 2009 Percentage of Group 2 students
01. 01a. <u>paying in-district tuition rates</u>	<input type="text" value="0"/>	0	0
01b. <u>paying in-state tuition rates</u>	<input type="text" value="908"/>	95	95
01c. <u>paying out-of-state tuition rates</u>	<input type="text" value="44"/>	5	5
Unknown (calculated value)			
01d. This value is calculated using the following formula: [A02-(C01a+C01b+C01c)]	0	0	0

Institution: CUNY Brooklyn College (190549)

User ID: P1905491

Part C, Page 2**Part C, Page 2 - Enter Information about Group 2**

Part C includes financial aid information about Group 2. Group 2 students are all full-time, first-time degree/certificate-seeking undergraduate students enrolled in Fall 2010.

For this part, report:

For These Students	The Following Type(s) of Aid	Awarded in This Period
<ul style="list-style-type: none"> Full-time, first-time, degree/certificate-seeking undergraduate students enrolled in Fall 2010 	<ul style="list-style-type: none"> Grant or scholarship aid from the federal government Grant or scholarship aid from state/local government Grant or scholarship from the institution Loans to student from the federal government and from other sources, including private or other loans Do <u>not</u> include grant or scholarship aid from private or other sources Do <u>not</u> include PLUS loans or loans made to anyone other than the student 	<ul style="list-style-type: none"> Any time during academic year 2010-11 For program reporters, this is the aid year period from July 1, 2010 through June 30, 2011.

In the fields below, report the number of Group 2 students and the total amount of aid awarded to these students for each type of aid. Enter unduplicated student counts within a category (e.g., Pell grants). However, a student can appear in more than one aid category.

Information from Part A:**Fall 2010****Group 2**

Full-time, first-time degree/certificate-seeking undergraduates
(This number is carried forward from Part A, Line 02)

952

Group 2a

Of those in Group 2, those who were awarded any Federal Work Study, loans to students, or grant or scholarship aid from the federal government, state/local government, the institution, or other sources known to the institution
(This number is carried forward from Part A, Line 02a)

809

Group 2b

Of those in Group 2, those who were awarded any loans to students or grant or scholarship aid from the federal government, state/local government, or the institution
(This number is carried forward from Part A, Line 02b)

809

Group 3

Of those in Group 2, those who were awarded grant or scholarship aid from the federal government, state/local government, or the institution


787

**YOUR
PRIOR
YEAR
DATA**

Aid Type**Fall 2010****Fall 2009**

Number of Group 2 students who were awarded aid	Percentage of Group 2 students who were awarded aid	Total amount of aid awarded to Group 2 students	Average amount of aid awarded to	Average amount of aid awarded to
---	---	--	---	---

				Group 2 students	Group 2 students
Grants or scholarships from the					
01. federal government, state/local government, or the institution	<input type="text" value="798"/>	84	5,620,034	7,043	7,043
02. <u>Federal grants</u>	<input type="text" value="531"/>	56	2,846,904	5,361	5,361
02a. Pell grants	<input type="text" value="531"/>	56	<input type="text" value="2,641,836"/>	4,975	4,975
02b. Other federal grants	<input type="text" value="306"/>	32	<input type="text" value="205,068"/>	670	670
03. <u>State/local government grants</u> or scholarships (grants/scholarships/waivers)	<input type="text" value="765"/>	80	<input type="text" value="2,599,442"/>	3,398	3,398
04. <u>Institutional grants</u> or scholarships (scholarships/fellowships)	<input type="text" value="33"/>	3	<input type="text" value="173,688"/>	5,263	5,263
05. <u>Loans to students</u>	<input type="text" value="48"/>	5	210,271	4,381	4,381
05a. Federal loans	<input type="text" value="48"/>	5	<input type="text" value="210,271"/>	4,381	4,381
05b. Other loans (including private loans)	<input type="text" value="0"/>	0	<input type="text" value="0"/>		

 You may use the space below to provide context for the data you've reported above. These context notes may be posted on the College Navigator website and should be written to be understood by students and parents. For example, institutions may report here other sources of private aid not included in the categories above.

Institution: CUNY Brooklyn College (190549)

User ID: P1905491

Part D**Part D - Enter Information about Group 3**

Part D includes financial aid information about Group 3. Group 3 students are all full-time, first-time degree/certificate-seeking undergraduate students enrolled in Fall 2010 who paid the in-state or in-district tuition rate and were awarded grant or scholarship aid from the following sources: the federal government, state/local government, or the institution. The information you report in this part will be used in Part F to calculate average institutional net price.

For this part report:

For These Students	The Following Type(s) of Aid	Awarded in This Period
<ul style="list-style-type: none"> Full-time, first-time, degree/certificate-seeking undergraduate students enrolled in Fall 2010 who paid the in-state or in-district tuition rate and were awarded grant or scholarship aid from the following sources: the federal government, state/local government, or the institution Do <u>not</u> include students who were awarded only grant or scholarship aid from private or other sources, or students who were awarded only non-grant aid 	<ul style="list-style-type: none"> Grant or scholarship aid from the federal government Grant or scholarship aid from state/local government Grant or scholarship from the institution Do <u>not</u> include grant or scholarship aid from private or other sources 	<ul style="list-style-type: none"> Any time during academic year 2010 -11

In the fields below, report the number of Group 3 students with each type of living arrangement and the total amount of grant or scholarship aid from the federal government, state/local government, or the institution awarded to these students.

Information from Part A:	2010-2011	YOUR PRIOR YEAR DATA 2009-2010	YOUR PRIOR YEAR DATA 2008-2009
--------------------------	-----------	--------------------------------------	--------------------------------------

Group 3

Full-time, first-time degree/certificate-seeking undergraduate students who paid the in-state or in-district tuition rate and were awarded grant or scholarship aid from the following sources: the federal government, state/local government, or the institution

(This number is carried forward from Part A, Line 03)

01.	Report the number of Group 3 students with the following living arrangements:	2010-11	YOUR PRIOR YEAR DATA 2009-10	YOUR PRIOR YEAR DATA 2008-09
01b.	<u>Off-campus (with family)</u>	625	837	798
01c.	<u>Off-campus (not with family)</u>	162	237	232
01d.	Unknown (calculated) This value is calculated using the following formula: [A03-(D01a+D01b+D01c)]	0	0	0
02.	Report the total amount of grant or scholarship aid from the federal government, state/local government, or the institution awarded to Group 3 students	5,539,273	6,197,248	6,153,316
03.	Average grant or scholarship aid from the federal government, state/local government, or the institution awarded to Group 3 students (calculated value). This value is calculated using the following formula: [D02/A03]	7,038	5,770	5,974

You may use the space below to provide context for the data you've reported above.

A large, empty rectangular box with a thin black border. It features a vertical scrollbar on the right side and a horizontal scrollbar at the bottom, indicating it is a scrollable area. The interior of the box is white and contains no text or data.

Institution: CUNY Brooklyn College (190549)

User ID: P1905491

Part E**Part E – Enter Information about Group 4**

Part E includes financial aid information about Group 4. Group 4 students are all full-time, first-time degree/certificate-seeking undergraduate students enrolled in Fall 2010 who paid the in-state or in-district tuition rate and were awarded any Title IV federal student aid, including federal grants or federal student loans. The information you report in this part will be used in Part G to calculate average institutional net price by income level.





For this part, report:

For These Students	The Following Type(s) of Aid	Awarded in This Period
<ul style="list-style-type: none"> Full-time, first-time, degree/certificate-seeking undergraduate students enrolled in Fall 2010 who paid the in-state or in-district tuition rate and were awarded any Title IV federal student aid 	<ul style="list-style-type: none"> Grant or scholarship aid from the federal government Grant or scholarship aid from state/local government Grant or scholarship from the institution Do <u>not</u> include grant or scholarship aid from private or other sources Do <u>not</u> include loans amounts Do <u>not</u> include Federal Work Study amounts 	<ul style="list-style-type: none"> Any time during academic year 2010-11

In the fields below, report the number of Group 4 students with each type of living arrangement and the total amount of grant or scholarship aid from the federal government, state/local government, or the institution awarded to these students by income level.



Information from Part A:**Group 4**

Full-time, first-time degree/certificate-seeking undergraduate students who paid the in-state or in-district tuition rate and were awarded any Title IV federal student aid
(This number is carried forward from Part A, Line 04)

		2010-11	2009-10	2008-09
01.	Report the number of Group 4 students with the following living arrangements:	2010-11	YOUR PRIOR YEAR DATA 2009-10	YOUR PRIOR YEAR DATA 2008-09
01b.	<u>Off-campus (with family)</u>	431	 578	 <input type="text"/>
01c.	<u>Off-campus (not with family)</u>	124	 173	 <input type="text"/>
01d.	Unknown (calculated) This value is calculated using the formula: [A04 -(E01a+E01b+E01c)]	0	0	0

		2010-11		
		Total amount of grant or scholarship aid awarded to Group 4 students from the following sources: the federal government, state/local government, or the institution	Average amount of grant or scholarship aid awarded to Group 4 students from the following sources: the federal government, state/local government, or the institution	
		Col. 3	Col. 4	
		Col. 1	Col. 2	

02.  Income level

02a.	\$0-30,000	<input type="text" value="417"/>	<input type="text" value="416"/>	<input type="text" value="4,317,201"/>	10,353
02b.	\$30,001-48,000	<input type="text" value="76"/>	<input type="text" value="76"/>	<input type="text" value="647,677"/>	8,522
02c.	\$48,001-75,000	<input type="text" value="46"/>	<input type="text" value="31"/>	<input type="text" value="159,877"/>	3,476
02d.	\$75,001-110,000	<input type="text" value="10"/>	<input type="text" value="1"/>	<input type="text" value="1,625"/>	163
02e.	\$110,001 and more	<input type="text" value="6"/>	<input type="text" value="0"/>	<input type="text" value="0"/>	0
02f.	Total all income levels	555	524	5,126,380	9,237
2009-10					
		Col. 1	Col. 2	Col. 3	Col. 4
03.	Income level				
03a.	\$0-30,000	<input type="text" value="417"/>	<input type="text" value="416"/>	<input type="text" value="4,317,201"/>	10,353
03b.	\$30,001-48,000	<input type="text" value="76"/>	<input type="text" value="76"/>	<input type="text" value="647,677"/>	8,522
03c.	\$48,001-75,000	<input type="text" value="46"/>	<input type="text" value="31"/>	<input type="text" value="159,877"/>	3,476
03d.	\$75,001-110,000	<input type="text" value="10"/>	<input type="text" value="1"/>	<input type="text" value="1,625"/>	163
03e.	\$110,001 and more	<input type="text" value="6"/>	<input type="text" value="0"/>	<input type="text" value="0"/>	0
03f.	Total all income levels	 555	524	5,126,380	9,237
2008-09					
		Col. 1	Col. 2	Col. 3	Col. 4
04.	Income level				
04a.	\$0-30,000	<input type="text" value="417"/>	<input type="text" value="416"/>	<input type="text" value="4,317,201"/>	10,353
04b.	\$30,001-48,000	<input type="text" value="76"/>	<input type="text" value="76"/>	<input type="text" value="647,677"/>	8,522
04c.	\$48,001-75,000	<input type="text" value="46"/>	<input type="text" value="31"/>	<input type="text" value="159,877"/>	3,476
04d.	\$75,001-110,000	<input type="text" value="10"/>	<input type="text" value="1"/>	<input type="text" value="1,625"/>	163
04e.	\$110,001 and more	<input type="text" value="6"/>	<input type="text" value="0"/>	<input type="text" value="0"/>	0
04f.	Total all income levels	 555	524	5,126,380	9,237

You may use the space below to provide context for the data you've reported above.

Institution: CUNY Brooklyn College (190549)

User ID: P1905491

Part F**Part F – Net Price Calculation for Group 3**


The following net price calculation is based on information that your institution reported in the Institutional Characteristics component and the Student Financial Aid component. For more information about the data your institution reported in the Institutional Characteristics component, please contact your institution's IPEDS Keyholder.

	2010-11	YOUR PRIOR YEAR DATA 2009-10	YOUR PRIOR YEAR DATA 2008-09
Components of cost of attendance			
01. Published tuition and required fees (lower of in-district or in-state)	5,051	5,051	4,431
02. Books and supplies	1,146	1,070	1,016
03. Room and board and other expenses by living arrangement			
03b. <u>Off-campus (with family)</u>	3,682	3,672	3,556
03c. <u>Off-campus (not with family)</u>	15,085	15,046	14,727
04. Number of Group 3 students by living arrangement			
04b. <u>Off-campus (with family)</u>	625	837	798
04c. <u>Off-campus (not with family)</u>	162	237	232
04d. Unknown	0	0	0
05. Weighted average for room and board and other expenses by living arrangement (excluding unknown values) See instructions for the formula for this calculation	6,029	6,182	6,072
06. Total cost of attendance This value is calculated using the following formula: [F01+F02+F05]	12,226	12,303	11,519
07. Average amount of grant or scholarship aid awarded to Group 3 students from the following sources: the federal government, state/local government, and the institution	7,038	5,770	5,974
08. Average institutional net price for Group 3 students This value is calculated using the following formula: [F06-F07]	5,188	6,533	5,545

As required by the Higher Education Opportunity Act of 2008, these amounts will be posted on the U.S. Department of Education's College Navigator website and used in the U.S. Department of Education's College Affordability and Transparency Lists.

Do you wish to provide additional context notes?

Yes ☐No ☐

 You may use the space below to provide context for these data. These context notes may be posted on the College Navigator website and should be written to be understood by students and parents.

Institution: CUNY Brooklyn College (190549)

User ID: P1905491

Part G**Part G – Net Price Calculation for Group 4**


The following net price calculation is based on information that your institution reported in the Institutional Characteristics component and the Student Financial Aid component. For more information about the data your institution reported in the Institutional Characteristics component, please contact your institution's IPEDS Keyholder.

	2010-11	YOUR PRIOR YEAR DATA 2009-10	YOUR PRIOR YEAR DATA 2008-09
Components of cost of attendance			
01. Published tuition and required fees (lower of in-district or in-state)	5,051	5,051	4,431
02. Books and supplies	1,146	1,070	1,016
03. Room and board and other expenses by living arrangement			
03b. <u>Off-campus (with family)</u>	3,682	3,672	3,556
03c. <u>Off-campus (not with family)</u>	15,085	15,046	14,727
04. Number of Group 4 students by living arrangement			
04b. <u>Off-campus (with family)</u>	431	578	
04c. <u>Off-campus (not with family)</u>	124	173	
04d. Unknown	0	0	0
05. Weighted average for room and board and other expenses by living arrangement (excluding unknown values) See instructions for the formula for this calculation	6,230	6,292	
06. Total cost of attendance by income level This value is calculated using the following formula: [G01+G02+G05]	12,427	12,413	5,447
07. Average amount of grant or scholarship aid awarded to Group 4 students from the following sources: the federal government, state/local government, and the institution	9,237	9,237	9,237
07a. \$0-30,000	10,353	10,353	10,353
07b. \$30,001-48,000	8,522	8,522	8,522
07c. \$48,001-75,000	3,476	3,476	3,476
07d. \$75,001-110,000	163	163	163
07e. \$110,001 and more	0	0	0
08. Average institutional net price for Group 4 students This value is calculated using the following formula: [G06-G07]			
08a. \$0-30,000	2,074	2,060	-4,906
08b. \$30,001-48,000	3,905	3,891	-3,075
08c. \$48,001-75,000	8,951	8,937	1,971
08d. \$75,001-110,000	12,264	12,250	5,284
08e. \$110,001 and more	12,427	12,413	5,447

As required by the Higher Education Opportunity Act of 2008, these amounts will be posted on the U.S. Department of Education's College Navigator website.

Do you wish to provide additional context notes?

Yes ☐No ☐

 You may use the space below to provide context for these data. These context notes may be posted on the College Navigator website and should be written to be understood by students and parents.

An empty rectangular form box with a thin black border. It features a vertical scrollbar on the right side and a horizontal scrollbar at the bottom, both with standard arrow and track controls. The interior of the box is white and contains no text or data.

Institution: CUNY Brooklyn College (190549)

User ID: P1905491

Summary**IPEDS Student Financial Aid (SFA) Survey Summary**

IPEDS collects important information regarding your institution. All data reported in IPEDS survey components become available in the IPEDS Data Center and appear as aggregated data in various Department of Education reports. Additionally, some of the reported data appears specifically for your institution through the College Navigator website and is included in your institution's Data Feedback Report (DFR). The purpose of this summary is to provide you an opportunity to view some of the data that, when accepted through the IPEDS quality control process, will appear on the College Navigator website and/or your DFR. College Navigator is updated approximately three months after the data collection period closes and Data Feedback Reports will be available through the ExPT and sent to your institution's CEO in November 2012.

Please review your data for accuracy. If you have questions about the data displayed below after reviewing the data reported on the survey screens, please contact the IPEDS Help Desk at: 1-877-225-2568 or ipedshelp@rti.org.

Total grant aid received by all undergraduate students		\$46,222,955
Number of undergraduate students who received a Pell Grant		5,847
Percentage of FTFT students receiving any financial aid		85%
	Percentage of FTFT students receiving grant aid by type	Average amount of grant aid received by type
Total	84%	\$7,043
Federal Government	56%	\$5,361
Pell	56%	\$4,975
Other Federal	32%	\$670
State/Local Government	80%	\$3,398
Institutional	3%	\$5,263
	Percentage of FTFT students receiving loans by type	Average amount of loans received by type
Total	5%	\$4,381
Federal	5%	\$4,381
Non-federal	0%	N/A
Average net price for FTFT students who receive grant aid		\$5,188
Average net price for FTFT students who receive Title IV federal student aid		
\$0 – 30,000		\$2,074
\$30,001 – 48,000		\$3,905
\$48,001 – 75,000		\$8,951
\$75,001 – 110,000		\$12,264
\$110,001 and more		\$12,427

Institution: CUNY Brooklyn College (190549)

User ID: P1905491

Edit Report

Student Financial Aid

Institution: CUNY Brooklyn College (190549)

Source	Description	Severity	Resolved	Options
Screen: Part A - Establish your groups				
Upload File	The number entered, 952, does not lie within the expected range of between 1,029 and 1,257 when compared to what was reported for this value on last year's Fall Enrollment component. Please explain. (Error #7135)	Fatal	No	Back to survey data
Screen: Part D - Enter Information about Group 3				
Upload File	The number entered is outside the expected range when compared with last year's value. Please explain. (Error #7169)	Explanation	No	Back to survey data
Perform Edits	The values entered for the number of students and the total amount of aid awarded makes the average amount of aid awarded outside the expected range compared with the prior year's value. Please explain. (Error #7327)	Explanation	No	Back to survey data
Related Screens:	Part D - Enter Information about Group 3			
Screen: Part E - Enter Information about Group 4				
Upload File	The number of students summed across all income levels must be equal to the total number of students reported for the corresponding year above. Please fix or contact the Help Desk if this value is correct. (Error #7160)	Fatal	No	Back to survey data
Upload File	This field may not be left blank. Please enter the number of students in this group. (Error #7131)	Fatal	No	Back to survey data
Upload File	This field may not be left blank. Please enter the number of students in this group. (Error #7131)	Fatal	No	Back to survey data
Upload File	The number of students summed across all income levels must be equal to the total number of students reported for the corresponding year above. Please fix or contact the Help Desk if this value is correct. (Error #7160)	Fatal	No	Back to survey data
Upload File	You reported zero for this value last year. Please confirm this value is correct for this year. (Error #7177)	Confirmation	No	Back to survey data
Upload File	You reported zero for this value last year. Please confirm this value is correct for this year. (Error #7177)	Confirmation	No	Back to survey data

Print Form(s)

Get PDF File

Go Back
