

Student Financial Aid 2013-14

Institution: CUNY Brooklyn College (190549)

User ID: P1905491

Overview

IPEDS Student Financial Aid Component Overview
Public Academic Reporters

Welcome to the Student Financial Aid (SFA) component of the U.S. Department of Education's Integrated Postsecondary Education Data System (IPEDS). The purpose of the SFA component is to collect information about financial aid provided to various groups of undergraduate students at your institution.

Changes to This Year's SFA Component

- Revisions to Cost of Attendance used to calculate the Net Price of Attendance can now be made in this component.

Data Reporting Reminders**Groups**

Throughout this component, you will be asked to report information for different groups of students.

- **Group 1:** All undergraduate students
- **Group 2:** Of Group 1, full-time, first-time degree/certificate-seeking students
- **Group 3:** Of Group 2, students who paid the in-state/in-district tuition rate and were awarded any grant/scholarship aid from the federal government, state/local government, or the institution
- **Group 4:** Of Group 2, students who paid the in-state/in-district tuition rate and were awarded any Title IV federal student aid

Consult the instructions and screens to make sure you are reporting the correct aid amounts for the correct groups of students.

College Affordability and Transparency Lists

Net price amounts calculated in SFA will be used to populate the Department's College Affordability and Transparency lists.

Interactive Edits and Error Messages

SFA contains interactive edits that will check for blank fields, invalid values, or values that fall outside expected ranges. Some error messages will require you to confirm or explain the values that you entered. Some error messages are fatal and will require you to contact the IPEDS Help Desk at 1-877-225-2568 for resolution.

Context Boxes

You will find optional text boxes throughout SFA. Context boxes allow you to provide more information about the data you enter. Some of these context boxes may be made available to the public on College Navigator, so make sure that the information you enter can be understood easily by students, parents, and the general public.

Resources

To download the survey materials for this component: [Survey Materials](#)

To access your prior year data submission for this component: [Reported Data](#)

If you have questions about completing this component, please contact the **IPEDS Help Desk at 1-877-225-2568**.


Institution: CUNY Brooklyn College (190549)

User ID: P1905491

Part A**Part A - Establish Your Groups**

Part A establishes the number of students in various groups. Note that the numbers on this screen will be carried forward to other parts of the Student Financial Aid component.

In the fields below, report the number of students in each of the following groups.

		 Fall 2012	YOUR PRIOR YEAR DATA Fall 2011
01.	Group 1 All <u>undergraduate</u> students	<input type="text" value="13,099"/>	13,096
02.	Group 2 Of those in Group 1, those who are <u>full-time</u> , <u>first-time</u> degree/certificate-seeking	<input type="text" value="1,140"/>	1,139
	02a. Of those in Group 2, those who were awarded any <u>Federal Work Study</u> , <u>loans to students</u> , or grant or scholarship aid from the federal government, state/local government, the institution, or other sources known to the institution	<input type="text" value="797"/>	851
	02b. Of those in Group 2, those who were awarded any <u>loans to students</u> or grant or scholarship aid from the federal government, state/local government, or the institution	<input type="text" value="797"/>	851
03.	Group 3 Of those in Group 2, those who paid the in-state or in-district tuition rate and were awarded grant or scholarship aid from the federal government, state/local government, or the institution	<input type="text" value="741"/>	796
04.	Group 4 Of those in Group 2, those who paid the in-state or in-district tuition rate and were awarded any <u>Title IV federal student aid</u>	<input type="text" value="629"/>	702

Institution: CUNY Brooklyn College (190549)

User ID: P1905491

Part B**Part B - Enter Information About Group 1**

Part B includes information about Group 1. Group 1 students are all undergraduate students enrolled in Fall 2012.


For this part, report:

For These Students	The Following Type(s) of Aid	Awarded in This Period
<ul style="list-style-type: none"> All undergraduate students enrolled in Fall 2012 	<ul style="list-style-type: none"> Grant or scholarship aid from the federal government Grant or scholarship aid from state/local government Grant or scholarship aid from the institution Grant or scholarship aid from other sources known to the institution Loans to students from the federal government 	<ul style="list-style-type: none"> Any time during academic year 2012-13

In the fields below, report the number of Group 1 students and the total amount of aid awarded to these students for each type of aid.

Information from Part A:	Fall 2012
Group 1 All undergraduate students (This number is carried forward from Part A, Line 01.)	13,099

Aid Type		2012-13			
		Number of Group 1 students who were awarded aid	Percentage of Group 1 students who were awarded aid	Total amount of aid awarded to Group 1 students	Average amount of aid awarded to Group 1 students
01.	Grant or scholarship aid from the federal government, state/local government, the institution, and other sources known to the institution	7,318	56	46,195,027	6,313
02.	Pell grants	6,308	48	27,521,829	4,363
03.	Federal student loans	2,480	19	15,089,591	6,085

 You may use the space below to provide context for data you've reported above. These context notes may be posted on the College Navigator website and should be written to be understood by students and parents.

^
v

<
>

Institution: CUNY Brooklyn College (190549)

User ID: P1905491

Part C, Page 1**Part C, Page 1 - Enter Information about Group 2**

Part C includes information about Group 2. Group 2 students are all full-time, first-time degree/certificate-seeking undergraduate students enrolled in Fall 2012.

In the fields below, report the number of Group 2 students paying in-district, in-state, and out-of-state tuition rates. If your institution does not offer different rates, report all students as paying in-state tuition rates.

Information from Part A:			Fall 2012		
Group 2 Full-time, first-time degree/certificate-seeking undergraduates (This number is carried forward from Part A, Line 02)			1,140		
Group 2 students:					YOUR PRIOR YEAR DATA
			Fall 2012		Fall 2011
			Number of Group 2 students	Percentage of Group 2 students	Percentage of Group 2 students
01.	01a.	<u>paying in-district tuition rates</u>	<input type="text" value="0"/>	0	0
	01b.	<u>paying in-state tuition rates</u>	<input type="text" value="1,085"/>	95	96
	01c.	<u>paying out-of-state tuition rates</u>	<input type="text" value="55"/>	5	4
	01d.	Unknown (calculated value) This value is calculated using the following formula: [A02-(C01a+C01b+C01c)]	0	0	0

Institution: CUNY Brooklyn College (190549)

User ID: P1905491

Part C, Page 2**Part C, Page 2 - Enter Information about Group 2**


Part C includes financial aid information about Group 2. Group 2 students are all full-time, first-time degree/certificate-seeking undergraduate students enrolled in Fall 2012.

For this part, report:

For These Students	The Following Type(s) of Aid	Awarded in This Period
<ul style="list-style-type: none"> Full-time, first-time degree/certificate-seeking undergraduate students enrolled in Fall 2012 	<ul style="list-style-type: none"> Grant or scholarship aid from the federal government Grant or scholarship aid from state/local government Grant or scholarship aid from the institution Loans to students from the federal government and from other sources, including private or other loans Do <u>not</u> include grant or scholarship aid from private or other sources Do <u>not</u> include PLUS loans or loans made to anyone other than the student 	<ul style="list-style-type: none"> Any time during academic year 2012-13 For program reporters, this is the aid year period from July 1, 2012 through June 30, 2013.

In the fields below, report the number of Group 2 students and the total amount of aid awarded to these students for each type of aid. Enter unduplicated student counts within a category (e.g., Pell grants). However, a student can appear in more than one aid category.

Information from Part A:	Fall 2012
Group 2 Full-time, first-time degree/certificate-seeking undergraduates (This number is carried forward from Part A, Line 02)	1,140
Group 2a Of those in Group 2, those who were awarded any Federal Work Study, loans to students, or grant or scholarship aid from the federal government, state/local government, the institution, or other sources known to the institution (This number is carried forward from Part A, Line 02a)	797
Group 2b Of those in Group 2, those who were awarded any loans to students or grant or scholarship aid from the federal government, state/local government, or the institution (This number is carried forward from Part A, Line 02b)	797
Group 3 Of those in Group 2, those who were awarded grant or scholarship aid from the federal government, state/local government, or the institution	741
Aid Type	YOUR PRIOR

							YEAR DATA
			Fall 2012			Fall 2011	
			Number of Group 2 students who were awarded aid	Percentage of Group 2 students who were awarded aid	Total amount of aid awarded to Group 2 students	Average amount of aid awarded to Group 2 students	Average amount of aid awarded to Group 2 students
01.	Grants or scholarships from the federal government, state/local government, or the institution		761	67	5,682,928	7,468	8,244
02.	Federal grants		590	52	2,888,549	4,896	5,033
	02a.	Pell grants	590	52	2,832,084	4,800	5,005
	02b.	Other federal grants	141	12	56,465	400	427
03.	State/local government grants or scholarships (grants/scholarships/waivers)		653	57	2,402,417	3,679	4,239
04.	Institutional grants or scholarships (scholarships/fellowships)		68	6	391,962	5,764	4,393
05.	Loans to students		86	8	392,046	4,559	4,745
	05a.	Federal loans	86	8	392,046	4,559	4,745
	05b.	Other loans (including private loans)	0	0	0		
<p> You may use the space below to provide context for the data you've reported above. These context notes may be posted on the College Navigator website and should be written to be understood by students and parents. For example, institutions may report here other sources of private aid not included in the categories above.</p> <div style="border: 1px solid #ccc; height: 80px; margin-top: 10px; position: relative;"> <div style="position: absolute; top: -20px; right: 0; text-align: center;"> ^ v </div> <div style="position: absolute; bottom: -20px; left: 0; text-align: center;"> < > </div> </div>							



Institution: CUNY Brooklyn College (190549)

User ID: P1905491

Cost of Attendance**Cost of attendance for full-time, first-time undergraduate students:**

Please enter the amounts requested below. These data will be made available to the public on College Navigator. If your institution participates in any Title IV programs (Pell, Stafford, etc.), you must complete all information. **Estimates of expenses for books and supplies, room and board, and other expenses are those from the Cost of Attendance report used by the financial aid office in determining financial need. Please talk to your financial aid office to get these numbers, to ensure that you are reporting correctly.**

These numbers are carried forward from Institutional Characteristics and should only be changed if an error was made in the reporting.

Charges for full academic year	2010-11	2011-12	2012-13
Published tuition and required fees:			
<u>In-district</u>			
Tuition	4,600	5,130	5,430
Required fees	451	454	454
Tuition + fees total	5,051	5,584	5,884
<u>In-state</u>			
Tuition	4,600	5,130	5,430
Required fees	451	454	454
Tuition + fees total	5,051	5,584	5,884
<u>Out-of-state</u>			
Tuition	9,960	11,040	11,640
Required fees	451	454	454
Tuition + fees total	10,411	11,494	12,094
<u>Books and supplies</u>	1,146	1,179	1,248
On-campus:			
<u>Room and board</u>			
<u>Other expenses</u>			
Room and board and other expenses	0	0	0
Off-campus (not with family):			
<u>Room and board</u>	10,361	10,900	11,902
<u>Other expenses</u>	4,724	4,823	4,940
Room and board and other expenses	15,085	15,723	16,842
Off-campus (with family):			
<u>Other expenses</u>	3,682	3,824	3,871

Institution: CUNY Brooklyn College (190549)

User ID: P1905491

Part D**Part D - Enter Information about Group 3**

Part D includes financial aid information about Group 3. Group 3 students are all full-time, first-time degree/certificate-seeking undergraduate students enrolled in Fall 2012 who paid the in-state or in-district tuition rate and were awarded grant or scholarship aid from the following sources: the federal government, state/local government, or the institution. The information you report in this part will be used in Part F to calculate average institutional net price.

For this part report:

For These Students	The Following Type(s) of Aid	Awarded in This Period
<ul style="list-style-type: none"> Full-time, first-time degree/certificate-seeking undergraduate students enrolled in Fall 2012 who paid the in-state or in-district tuition rate and were awarded grant or scholarship aid from the following sources: the federal government, state/local government, or the institution Do <u>not</u> include students who were awarded only grant or scholarship aid from private or other sources, or students who were awarded only non-grant aid 	<ul style="list-style-type: none"> Grant or scholarship aid from the federal government Grant or scholarship aid from state/local government Grant or scholarship aid from the institution Do <u>not</u> include grant or scholarship aid from private or other sources 	<ul style="list-style-type: none"> Any time during academic year 2012-13

In the fields below, report the number of Group 3 students with each type of living arrangement and the total amount of grant or scholarship aid from the federal government, state/local government, or the institution awarded to these students.


Information from Part A:


	YOUR PRIOR YEAR DATA 2010-2011	YOUR PRIOR YEAR DATA 2011-2012	2012-2013
--	--------------------------------------	--------------------------------------	-----------

Group 3

Full-time, first-time degree/certificate-seeking undergraduate students who paid the in-state or in-district tuition rate and were awarded grant or scholarship aid from the following sources: the federal government, state/local government, or the institution
(This number is carried forward from Part A, Line 03)

939	796	741
-----	-----	-----

01.	Report the number of Group 3 students with the following living arrangements:		YOUR PRIOR YEAR DATA 2010-11	YOUR PRIOR YEAR DATA 2011-12	2012-13
			2010-11	2011-12	2012-13
	01a.	<u>On-campus</u>	<input type="text" value="0"/>	<input type="text" value="0"/>	 <input type="text" value="15"/>
	01b.	<u>Off-campus (with family)</u>	<input type="text" value="760"/>	<input type="text" value="586"/>	<input type="text" value="567"/>
	01c.	<u>Off-campus (not with family)</u>	<input type="text" value="179"/>	<input type="text" value="210"/>	<input type="text" value="159"/>
	01d.	Unknown (calculated) This value is calculated	0	0	0

		using the following formula: [A03-(D01a+D01b+D01c)]			
02.	Report the total amount of grant or scholarship aid from the federal government, state/local government, or the institution awarded to Group 3 students		6,457,455	6,559,631	5,502,289
03.	Average grant or scholarship aid from the federal government, state/local government, or the institution awarded to Group 3 students (calculated value). This value is calculated using the following formula: [D02/A03]	6,877	 8,241	7,425	

You may use the space below to provide context for the data you've reported above.

^

v

<

>

Institution: CUNY Brooklyn College (190549)

User ID: P1905491

Part E**Part E – Enter Information about Group 4**

Part E includes financial aid information about Group 4. Group 4 students are all full-time, first-time degree/certificate-seeking undergraduate students enrolled in Fall 2012 who paid the in-state or in-district tuition rate and were awarded any Title IV federal student aid, including federal grants or federal student loans. The information you report in this part will be used in Part G to calculate average institutional net price by income level.

For this part, report:

For These Students

- Full-time, first-time degree/certificate-seeking undergraduate students enrolled in Fall 2012 who paid the in-state or in-district tuition rate and were awarded any Title IV federal student aid

The Following Type(s) of Aid

- Grant or scholarship aid from the federal government
- Grant or scholarship aid from state/local government
- Grant or scholarship aid from the institution
- Do not include grant or scholarship aid from private or other sources
- Do not include loan amounts
- Do not include Federal Work Study amounts

Awarded in This Period

- Any time during academic year 2012-13

In the fields below, report the number of Group 4 students with each type of living arrangement and the total amount of grant or scholarship aid from the federal government, state/local government, or the institution awarded to these students by income level.

Information from Part A:**2010-11****2011-12****2012-13****Group 4**

Full-time, first-time degree/certificate-seeking undergraduate students who paid the in-state or in-district tuition rate and were awarded any Title IV federal student aid
(This number is carried forward from Part A, Line 04)

724

702

629

01.**Report the number of Group 4 students with the following living arrangements:****YOUR PRIOR YEAR DATA****YOUR PRIOR YEAR DATA****2010-11****2011-12****2012-13****01a.**On-campus

0

0



13

01b.Off-campus (with family)

576

512

489

01c.Off-campus (not with family)

148

190



127

01d.

Unknown (calculated)
This value is calculated using the formula:
[A04-(E01a+E01b+E01c)]

0

0

0

Number of Group 4 students who were awarded any Title IV aid

Number of Group 4 students who were awarded any grant or scholarship aid from the following

Total amount of grant or scholarship aid awarded to Group 4 students from the following sources: the

Average amount of grant or scholarship aid awarded to Group 4 students from the following sources: the

				sources: the federal government, state/local government, or the institution	federal government, state/local government, or the institution	federal government, state/local government, or the institution
			2010-11			
			Col. 1	Col. 2	Col. 3	Col. 4
02.	Income level					
	02a.	\$0-30,000	<input type="text" value="451"/>	<input type="text" value="451"/>	<input type="text" value="4,562,212"/>	10,116
	02b.	\$30,001-48,000	<input type="text" value="156"/>	<input type="text" value="156"/>	<input type="text" value="1,251,074"/>	8,020
	02c.	\$48,001-75,000	<input type="text" value="67"/>	<input type="text" value="59"/>	<input type="text" value="274,656"/>	4,099
	02d.	\$75,001-110,000	<input type="text" value="32"/>	<input type="text" value="7"/>	<input type="text" value="31,245"/>	976
	02e.	\$110,001 and more	<input type="text" value="18"/>	<input type="text" value="0"/>	<input type="text" value="3,953"/>	220
	02f.	Total all income levels	724	673	6,123,140	8,457
			2011-12			
			Col. 1	Col. 2	Col. 3	Col. 4
03.	Income level					
	03a.	\$0-30,000	<input type="text" value="502"/>	<input type="text" value="502"/>	<input type="text" value="5,111,601"/>	10,182
	03b.	\$30,001-48,000	<input type="text" value="106"/>	<input type="text" value="106"/>	<input type="text" value="856,740"/>	8,082
	03c.	\$48,001-75,000	<input type="text" value="52"/>	<input type="text" value="47"/>	<input type="text" value="174,918"/>	3,364
	03d.	\$75,001-110,000	<input type="text" value="26"/>	<input type="text" value="13"/>	<input type="text" value="24,546"/>	944
	03e.	\$110,001 and more	<input type="text" value="16"/>	<input type="text" value="3"/>	<input type="text" value="10,760"/>	673
	03f.	Total all income levels	702	671	6,178,565	8,801
			2012-13			
			Col. 1	Col. 2	Col. 3	Col. 4
04.	? Income level					
	04a.	\$0-30,000	<input type="text" value="386"/>	<input type="text" value="386"/>	<input type="text" value="3,852,403"/>	9,980
	04b.	\$30,001-48,000	<input type="text" value="129"/>	<input type="text" value="129"/>	<input type="text" value="970,374"/>	7,522
	04c.	\$48,001-75,000	<input type="text" value="63"/>	<input type="text" value="60"/>	<input type="text" value="243,883"/>	3,871
	04d.	\$75,001-110,000	<input type="text" value="35"/>	<input type="text" value="22"/>	<input type="text" value="36,099"/>	1,031
	04e.	\$110,001 and more	<input type="text" value="16"/>	<input type="text" value="2"/>	<input type="text" value="9,950"/>	622

	04f.	Total all income levels	629	599	5,112,709	8,128
You may use the space below to provide context for the data you've reported above.						
<div><div></div></div>						

Institution: CUNY Brooklyn College (190549)

User ID: P1905491

Part F**Part F – Net Price Calculation for Group 3**

The following net price calculation is based on information that your institution reported in the Institutional Characteristics component and the Student Financial Aid component. For more information about the data your institution reported in the Institutional Characteristics component, please contact your institution's IPEDS Keyholder.

		YOUR PRIOR YEAR DATA 2010-11	YOUR PRIOR YEAR DATA 2011-12	2012-13
Components of cost of attendance				
01.	Published <u>tuition</u> and <u>required fees</u> (lower of in-district or in-state)	5,051	5,584	5,884
02.	<u>Books and supplies</u>	1,146	1,179	1,248
03.	<u>Room and board</u> and <u>other expenses</u> by living arrangement			
03a.	<u>On-campus</u>	0	0	0
03b.	<u>Off-campus (with family)</u>	3,682	3,824	3,871
03c.	<u>Off-campus (not with family)</u>	15,085	15,723	16,842
04.	Number of Group 3 students by living arrangement			
04a.	<u>On-campus</u>	0	0	15
04b.	<u>Off-campus (with family)</u>	760	586	567
04c.	<u>Off-campus (not with family)</u>	179	210	159
04d.	Unknown	0	0	0
05.	Weighted average for room and board and other expenses by living arrangement (excluding unknown values) See instructions for the formula for this calculation	5,856	6,963	6,712
06.	Total cost of attendance This value is calculated using the following formula: [F01+F02+F05]	12,053	13,726	13,844
07.	Average amount of grant or scholarship aid awarded to Group 3 students from the following sources: the federal government, state/local government, and the institution	6,877	8,241	7,425
08.	Average institutional <u>net price</u> for Group 3 students This value is calculated using the following formula: [F06-F07]	5,176	5,485	6,419

As required by the Higher Education Opportunity Act of 2008, these amounts will be posted on the U.S. Department of Education's College Navigator website and used in the U.S. Department of Education's College Affordability and Transparency Lists.

Do you wish to provide additional context notes?

Yes

☐

No

☐

 You may use the space below to **provide context** for these data. These context notes may be posted on the College Navigator website and should be written to be understood by students and parents.

[illegible]

Institution: CUNY Brooklyn College (190549)

User ID: P1905491

Part G**Part G – Net Price Calculation for Group 4**

The following net price calculation is based on information that your institution reported in the Institutional Characteristics component and the Student Financial Aid component. For more information about the data your institution reported in the Institutional Characteristics component, please contact your institution's IPEDS Keyholder.

		YOUR PRIOR YEAR DATA 2010-11	YOUR PRIOR YEAR DATA 2011-12	2012-13
Components of cost of attendance				
01.	Published <u>tuition</u> and <u>required fees</u> (lower of in-district or in-state)	5,051	5,584	5,884
02.	<u>Books and supplies</u>	1,146	1,179	1,248
03.	<u>Room and board</u> and <u>other expenses</u> by living arrangement			
03a.	<u>On-campus</u>	0	0	0
03b.	<u>Off-campus (with family)</u>	3,682	3,824	3,871
03c.	<u>Off-campus (not with family)</u>	15,085	15,723	16,842
04.	Number of Group 4 students by living arrangement			
04a.	<u>On-campus</u>	0	0	13
04b.	<u>Off-campus (with family)</u>	576	512	489
04c.	<u>Off-campus (not with family)</u>	148	190	127
04d.	Unknown	0	0	0
05.	Weighted average for room and board and other expenses by living arrangement (excluding unknown values) See instructions for the formula for this calculation	6,013	7,045	6,545
06.	Total cost of attendance by income level This value is calculated using the following formula: [G01+G02+G05]	12,210	13,808	13,677
07.	Average amount of grant or scholarship aid awarded to Group 4 students from the following sources: the federal government, state/local government, and the institution	8,457	8,801	8,128
07a.	\$0-30,000	10,116	10,182	9,980
07b.	\$30,001-48,000	8,020	8,082	7,522
07c.	\$48,001-75,000	4,099	3,364	3,871
07d.	\$75,001-110,000	976	944	1,031
07e.	\$110,001 and more	220	673	622
08.	Average institutional <u>net price</u> for Group 4 students This value is calculated using the following formula: [G06-G07]			
08a.	\$0-30,000	2,094	3,626	3,697
08b.	\$30,001-48,000	4,190	5,726	6,155
08c.	\$48,001-75,000	8,111	10,444	9,806
08d.	\$75,001-110,000	11,234	12,864	12,646
08e.	\$110,001 and more	11,990	13,135	13,055

Do you wish to provide additional context notes?

○

○

<

>

Institution: CUNY Brooklyn College (190549)

User ID: P1905491

Summary**IPEDS Student Financial Aid (SFA) Survey Summary**

IPEDS collects important information regarding your institution. All data reported in IPEDS survey components become available in the IPEDS Data Center and appear as aggregated data in various Department of Education reports. Additionally, some of the reported data appears specifically for your institution through the College Navigator website and is included in your institution's Data Feedback Report (DFR). The purpose of this summary is to provide you an opportunity to view some of the data that, when accepted through the IPEDS quality control process, will appear on the College Navigator website and/or your DFR. College Navigator is updated approximately three months after the data collection period closes and Data Feedback Reports will be available through the Data Center and sent to your institution's CEO in November 2014.

Please review your data for accuracy. If you have questions about the data displayed below after reviewing the data reported on the survey screens, please contact the IPEDS Help Desk at: 1-877-225-2568 or ipedshelp@rti.org.

Total grant aid received by all undergraduate students		\$46,195,027
Number of undergraduate students who received a Pell Grant		6,308
Percentage of FTFT students receiving any financial aid		70%
	Percentage of FTFT students receiving grant aid by type	Average amount of grant aid received by type
Total	67%	\$7,468
Federal Government	52%	\$4,896
Pell	52%	\$4,800
Other Federal	12%	\$400
State/Local Government	57%	\$3,679
Institutional	6%	\$5,764
	Percentage of FTFT students receiving loans by type	Average amount of loans received by type
Total	8%	\$4,559
Federal	8%	\$4,559
Non-federal	0%	N/A
Average net price for FTFT students who receive grant aid		\$6,419
Average net price for FTFT students who receive Title IV federal student aid		
\$0 – 30,000		\$3,697
\$30,001 – 48,000		\$6,155
\$48,001 – 75,000		\$9,806
\$75,001 – 110,000		\$12,646
\$110,001 and more		\$13,055

Institution: CUNY Brooklyn College (190549)

User ID: P1905491

Edit Report

Student Financial Aid**CUNY Brooklyn College (190549)**

Source	Description	Severity	Resolved	Options
--------	-------------	----------	----------	---------

Screen: Part C, Page 2 - Enter Information about Group 2

Upload File	The average amount of this type of aid awarded to Group 2 students is outside the expected range of between 3,515 and 5,271 when compared with the prior year value. Please check the number of students and the total amount of aid awarded to these students, and correct or explain the discrepant values. (Error #7147)	Explanation	Yes	
Reason:	This reflects an increase in the average amount of Honor's College tuition and stipend awarded to students in this institution.			

Screen: Cost of Attendance

Upload File	This field should not be left blank. Please correct your data or explain. (Error #7237)	Explanation	Yes	
Reason:	This institution did not report on-campus housing for this period.			
Upload File	This field should not be left blank. Please correct your data or explain. (Error #7237)	Explanation	Yes	
Reason:	This institution did not report on-campus housing for this period.			

Screen: Part D - Enter Information about Group 3

Perform Edits	The values reported for the number of Group 3 students in 2011-12 and the total amount of aid they were awarded (Part D, line 02) make the average amount of aid awarded to these students outside the expected range of between 5,846 and 7,908 when compared with the prior year value. Please correct your data or explain. (Error #7327)	Explanation	Yes	
Reason:	This reflects an increase in the average amount of Pell and TAP grants awarded to students at this institution.			
Related Screens:	Part D - Enter Information about Group 3			
Screen Entry	You reported zero for this value last year. Please confirm that the data reported for this year are correct. (Error #7177)	Confirmation	Yes	

Screen: Part E - Enter Information about Group 4

Screen Entry	The number entered is outside the expected range of between 133 and 247 when compared with the prior year value. Please correct your data or explain. (Error #7169)	Explanation	Yes	
Reason:	Fewer students in this group lived off-campus with family this year compared to prior year.			
Screen Entry	You reported zero for this value last year. Please confirm that the data reported for this year are correct. (Error #7177)	Confirmation	Yes	