

## Student Financial Aid 2014-15

Institution: CUNY Brooklyn College (190549)

User ID: P1905491

### Overview

#### IPEDS Student Financial Aid Component Overview Public Academic Reporters

Welcome to the Student Financial Aid (SFA) component. The purpose of the SFA component is to collect information about financial aid provided to various groups of undergraduate students and military/veteran educational benefits for all students at your institution.

#### Changes to This Year's SFA Component

- New questions on military/veteran/eligible dependent students receiving benefits have been added. Total number and amount will be asked for both undergraduate and graduate students. Please work with your institutional representative who certifies such benefits. They may not be associated with the student financial aid office.

#### Data Reporting Reminders

##### Undergraduate Student Groups

You will be asked to report information for different groups of students.

- **Group 1:** All undergraduate students
- **Group 2:** Of Group 1, full-time, first-time degree/certificate-seeking students
- **Group 3:** Of Group 2, students who paid the in-state/in-district tuition rate and were awarded any grant/scholarship aid from the federal government, state/local government, or the institution
- **Group 4:** Of Group 2, students who paid the in-state/in-district tuition rate and were awarded any Title IV federal student aid

##### COA Revisions

Revisions to Cost of Attendance used to calculate the net price of attendance can be made in this component.

Consult the instructions and screens to make sure you are reporting the correct aid amounts for the correct groups of students.

#### College Affordability and Transparency Lists

Net price amounts calculated in SFA will be used to populate the Department's College Affordability and Transparency lists.

#### Interactive Edits and Error Messages

SFA contains interactive edits that will check for blank fields, invalid values, or values that fall outside expected ranges. Some error messages will require you to confirm or explain the values that you entered. Some error messages are fatal and will require you to contact the IPEDS Help Desk at 1-877-225-2568 for resolution.

#### Context Boxes

You will find optional text boxes throughout SFA. Context boxes allow you to provide more information about the data you enter. Some of these context boxes may be made available to the public on College Navigator, so make sure that the information you enter can be understood easily by students, parents, and the general public.

#### Resources

To download the survey materials for this component: [Survey Materials](#)

To access your prior year data submission for this component: [Reported Data](#)


Institution: CUNY Brooklyn College (190549)

User ID: P1905491

**Section 1: Part A****Part A - Establish Your Groups**

Part A establishes the number of students in various groups. Note that the numbers on this screen will be carried forward to other parts of the Student Financial Aid component.

In the fields below, report the number of students in each of the following groups.

		 Fall 2013	YOUR PRIOR YEAR DATA Fall 2012
01	<b>Group 1</b> All <u>undergraduate</u> students	<input type="text" value="13,596"/>	<b>13,099</b>
02	<b>Group 2</b> Of those in Group 1, those who are <u>full-time</u> , <u>first-time</u> degree/certificate-seeking	<input type="text" value="1,183"/>	<b>1,140</b>
02a	Of those in Group 2, those who were awarded any <u>Federal Work Study</u> , <u>loans to students</u> , or grant or scholarship aid from the federal government, state/local government, the institution, or other sources known to the institution	<input type="text" value="864"/>	<b>797</b>
02b	Of those in Group 2, those who were awarded any <u>loans to students</u> or grant or scholarship aid from the federal government, state/local government, or the institution	<input type="text" value="863"/>	<b>797</b>
03	<b>Group 3</b> Of those in Group 2, those who paid the in-state or in-district tuition rate and were awarded grant or scholarship aid from the federal government, state/local government, or the institution	<input type="text" value="828"/>	<b>741</b>
04	<b>Group 4</b> Of those in Group 2, those who paid the in-state or in-district tuition rate and were awarded any <u>Title IV federal student aid</u>	<input type="text" value="721"/>	<b>629</b>

Institution: CUNY Brooklyn College (190549)

User ID: P1905491

**Section 1: Part B****Part B - Enter Information About Group 1**

Part B includes information about Group 1. Group 1 students are all undergraduate students enrolled in Fall 2013.


For this part, report:

For These Students	The Following Type(s) of Aid	Awarded in This Period
<ul style="list-style-type: none"> <li>All undergraduate students enrolled in Fall 2013</li> </ul>	<ul style="list-style-type: none"> <li>Grant or scholarship aid from the federal government</li> <li>Grant or scholarship aid from state/local government</li> <li>Grant or scholarship aid from the institution</li> <li>Grant or scholarship aid from other sources known to the institution</li> <li>Loans to students from the federal government</li> </ul>	<ul style="list-style-type: none"> <li>Any time during academic year 2013-14</li> </ul>

In the fields below, report the number of Group 1 students and the total amount of aid awarded to these students for each type of aid.

Information from Part A:	Fall 2013
<b>Group 1</b> All undergraduate students (This number is carried forward from Part A, Line 01.)	13,596

Aid Type	2013-14			
	Number of Group 1 students who were awarded aid	Percentage of Group 1 students who were awarded aid	Total amount of aid awarded to Group 1 students	Average amount of aid awarded to Group 1 students
01 Grant or scholarship aid from the federal government, state/local government, the institution, and other sources known to the institution	7,612	56	48,507,728	6,373
02 Pell grants	6,634	49	29,165,607	4,396
03 Federal student loans	2,962	22	15,181,178	5,125

 You may use the space below to provide context for data you've reported above. These context notes may be posted on the College Navigator website and should be written to be understood by students and parents.

^

v

<

>

Institution: CUNY Brooklyn College (190549)

User ID: P1905491

**Section 1: Part C, Page 1****Part C, Page 1 - Enter Information about Group 2**

Part C includes information about Group 2. Group 2 students are all full-time, first-time degree/certificate-seeking undergraduate students enrolled in Fall 2013.

In the fields below, report the number of Group 2 students paying in-district, in-state, and out-of-state tuition rates. If your institution does not offer different rates, report all students as paying in-state tuition rates.

Information from Part A:			Fall 2013		
<b>Group 2</b> Full-time, first-time degree/certificate-seeking undergraduates (This number is carried forward from Part A, Line 02)			1,183		
Group 2 students:					YOUR PRIOR YEAR DATA
			Fall 2013		Fall 2012
			Number of Group 2 students	Percentage of Group 2 students	Percentage of Group 2 students
01	01a	<u>paying in-district tuition rates</u>	<input type="text" value="0"/>	0	0
	01b	<u>paying in-state tuition rates</u>	<input type="text" value="1,146"/>	97	95
	01c	<u>paying out-of-state tuition rates</u>	<input type="text" value="37"/>	3	5
	01d	Unknown (calculated value) This value is calculated using the following formula: [A02-(C01a+C01b+C01c)]	0	0	0

Institution: CUNY Brooklyn College (190549)

User ID: P1905491

**Section 1: Part C, Page 2****Part C, Page 2 - Enter Information about Group 2**

Part C includes financial aid information about Group 2. Group 2 students are all full-time, first-time degree/certificate-seeking undergraduate students enrolled in Fall 2013.

For this part, report:

For These Students	The Following Type(s) of Aid	Awarded in This Period
<ul style="list-style-type: none"> <li>Full-time, first-time degree/certificate-seeking undergraduate students enrolled in Fall 2013</li> </ul>	<ul style="list-style-type: none"> <li>Grant or scholarship aid from the federal government</li> <li>Grant or scholarship aid from state/local government</li> <li>Grant or scholarship aid from the institution</li> <li>Loans to students from the federal government and from other sources, including private or other loans</li> <li>Do <u>not</u> include grant or scholarship aid from private or other sources</li> <li>Do <u>not</u> include PLUS loans or loans made to anyone other than the student</li> </ul>	<ul style="list-style-type: none"> <li>Any time during academic year 2013-14</li> <li>For program reporters, this is the aid year period from July 1, 2013 through June 30, 2014.</li> </ul>

In the fields below, report the number of Group 2 students and the total amount of aid awarded to these students for each type of aid. Enter unduplicated student counts within a category (e.g., Pell grants). However, a student can appear in more than one aid category.

Information from Part A:	Fall 2013
<b>Group 2</b> Full-time, first-time degree/certificate-seeking undergraduates (This number is carried forward from Part A, Line 02)	1,183
<b>Group 2a</b> Of those in Group 2, those who were awarded any Federal Work Study, loans to students, or grant or scholarship aid from the federal government, state/local government, the institution, or other sources known to the institution (This number is carried forward from Part A, Line 02a)	864
<b>Group 2b</b> Of those in Group 2, those who were awarded any loans to students or grant or scholarship aid from the federal government, state/local government, or the institution (This number is carried forward from Part A, Line 02b)	863
<b>Group 3</b> Of those in Group 2, those who were awarded grant or scholarship aid from the federal government, state/local government, or the institution	828
Aid Type	YOUR PRIOR YEAR DATA
	Fall 2012

			Number of Group 2 students who were awarded aid	Percentage of Group 2 students who were awarded aid	Total amount of aid awarded to Group 2 students	Average amount of aid awarded to Group 2 students	Average amount of aid awarded to Group 2 students
01	Grants or scholarships from the federal government, state/local government, or the institution		836	71	6,724,386	8,044	7,468
	02	Federal grants	690	58	3,484,950	5,051	4,896
	02a	Pell grants	690	58	3,447,850	4,997	4,800
	02b	Other federal grants	102	9	37,100	364	400
	03	State/local government grants or scholarships (grants/scholarships/waivers)	738	62	2,955,513	4,005	3,679
	04	Institutional grants or scholarships (scholarships/fellowships)	61	5	283,923	4,654	5,764
05	Loans to students		73	6	338,956	4,643	4,559
	05a	Federal loans	73	6	338,956	4,643	4,559
	05b	Other loans (including private loans)	0	0	0		



You may use the space below to provide context for the data you've reported above. These context notes may be posted on the College Navigator website and should be written to be understood by students and parents. For example, institutions may report here other sources of private aid not included in the categories above.

^  
v

< >

Institution: CUNY Brooklyn College (190549)

User ID: P1905491

**Section 1: Comparison Chart**

Comparison Chart				
Based on the information reported on the previous screens for Group 1 (all undergraduates) and Group 2 (full-time, first-time degree/certificate-seeking undergraduates), this comparison chart seeks to help institutions check their reported data. Assuming that the information on Groups 1 and 2 are correct, then the calculated fields for 'All Other Undergraduates' should be the balance (Group 1 minus Group 2). If the balance does not check with your institution's calculations, please correct your reported numbers for Groups 1 and 2 before moving forward with the completion of the SFA survey component.				
<b>Note:</b> Data for the 'All Other Undergraduates' will appear in the IPEDS Data Center for data users, but not in College Navigator.				
		Number of students	Pell grants	Federal Student Loans
01	<b>Group 1 (all undergraduates)</b>	13,596		
02	Number of students who were awarded aid		6,634	2,962
03	Percentage who were awarded aid		49	22
04	Total amount of aid awarded		29,165,607	15,181,178
05	Average amount of aid awarded		4,396	5,125
06	<b>Group 2 (Full-time first-time undergraduates)</b>	1,183		
07	Number of students who were awarded aid		690	73
08	Percentage who were awarded aid		58	6
09	Total amount of aid awarded		3,447,850	338,956
10	Average amount of aid awarded		4,997	4,643
11	<b>All other undergraduates (Line 01 - Line 06)</b>	12,413		
12	Number of students who were awarded aid (Line 02 - Line 07)		5,944	2,889
13	Percentage who were awarded aid (Line 12 / Line 11)		48	23
14	Total amount of aid awarded (Line 04 - Line 09)		25,717,757	14,842,222
15	Average amount of aid awarded (Line 14 / Line 12)		4,327	5,137

Institution: CUNY Brooklyn College (190549)

User ID: P1905491

**Section 1: Cost of Attendance****Cost of attendance for full-time, first-time undergraduate students:**

Please enter the amounts requested below. These data will be made available to the public on College Navigator. If your institution participates in any Title IV programs (Pell, Stafford, etc.), you must complete all information. *Estimates of expenses for books and supplies, room and board, and other expenses are those from the **Cost of Attendance report** used by the financial aid office in determining financial need. Please talk to your financial aid office to get these numbers, to ensure that you are reporting correctly.*

These numbers are carried forward from Institutional Characteristics and should only be changed if an error was made in the reporting.

Charges for full academic year	2011-12	2012-13	2013-14
<b>Published tuition and required fees:</b>			
<u>In-district</u>			
Tuition	5,130	5,430	5,730
Required fees	454	454	454
Tuition + fees total	5,584	5,884	6,184
<u>In-state</u>			
Tuition	5,130	5,430	5,730
Required fees	454	454	454
Tuition + fees total	5,584	5,884	6,184
<u>Out-of-state</u>			
Tuition	11,040	11,640	12,240
Required fees	454	454	454
Tuition + fees total	11,494	12,094	12,694
<u>Books and supplies</u>	1,179	1,248	1,248
<b>On-campus:</b>			
<u>Room and board</u>	12,418	12,418	12,418
<u>Other expenses</u>	5,056	5,056	5,056
Room and board and other expenses	17,474	17,474	17,474
<b>Off-campus (not with family):</b>			
<u>Room and board</u>	10,900	11,902	13,554
<u>Other expenses</u>	4,823	4,940	5,056
Room and board and other expenses	15,723	16,842	18,610
<b>Off-campus (with family):</b>			
<u>Other expenses</u>	3,824	3,871	3,944

Institution: CUNY Brooklyn College (190549)

User ID: P1905491

**Section 1: Part D****Part D - Enter Information about Group 3**

Part D includes financial aid information about Group 3. Group 3 students are all full-time, first-time degree/certificate-seeking undergraduate students enrolled in Fall 2013 who paid the in-state or in-district tuition rate and were awarded grant or scholarship aid from the following sources: the federal government, state/local government, or the institution. The information you report in this part will be used in Part F to calculate average institutional net price.

For this part report:

For These Students	The Following Type(s) of Aid	Awarded in This Period
<ul style="list-style-type: none"> <li>Full-time, first-time degree/certificate-seeking undergraduate students enrolled in Fall 2013 who paid the in-state or in-district tuition rate and were awarded grant or scholarship aid from the following sources: the federal government, state/local government, or the institution</li> <li>Do <u>not</u> include students who were awarded only grant or scholarship aid from private or other sources, or students who were awarded only non-grant aid</li> </ul>	<ul style="list-style-type: none"> <li>Grant or scholarship aid from the federal government</li> <li>Grant or scholarship aid from state/local government</li> <li>Grant or scholarship aid from the institution</li> <li>Do <u>not</u> include grant or scholarship aid from private or other sources</li> </ul>	<ul style="list-style-type: none"> <li>Any time during academic year 2013-14</li> </ul>

In the fields below, report the number of Group 3 students with each type of living arrangement and the total amount of grant or scholarship aid from the federal government, state/local government, or the institution awarded to these students.

Information from Part A:			YOUR PRIOR YEAR DATA 2011-2012	YOUR PRIOR YEAR DATA 2012-2013	2013-2014
<b>Group 3</b> Full-time, first-time degree/certificate-seeking undergraduate students who paid the in-state or in-district tuition rate and were awarded grant or scholarship aid from the following sources: the federal government, state/local government, or the institution (This number is carried forward from Part A, Line 03)			796	741	828
01	<b>Report the number of Group 3 students with the following living arrangements:</b>		YOUR PRIOR YEAR DATA 2011-12	YOUR PRIOR YEAR DATA 2012-13	2013-14
	01a	<u>On-campus</u>	0	15	16
	01b	<u>Off-campus (with family)</u>	586	567	605
	01c	<u>Off-campus (not with family)</u>	210	159	207
	01d	Unknown (calculated) This value is calculated using the following formula: [A03-(D01a+D01b+D01c)]	0	0	0
02			6,559,631	5,502,289	6,693,619

You may use the space below to provide context for the data you've reported above.

[illegible]

Institution: CUNY Brooklyn College (190549)

User ID: P1905491




**Section 1: Part E****Part E – Enter Information about Group 4**

Part E includes financial aid information about Group 4. Group 4 students are all full-time, first-time degree/certificate-seeking undergraduate students enrolled in Fall 2013 who paid the in-state or in-district tuition rate and were awarded any Title IV federal student aid, including federal grants or federal student loans. The information you report in this part will be used in Part G to calculate average institutional net price by income level.

For this part, report:

For These Students	The Following Type(s) of Aid	Awarded in This Period
<ul style="list-style-type: none"> <li>Full-time, first-time degree/certificate-seeking undergraduate students enrolled in Fall 2013 who paid the in-state or in-district tuition rate and were awarded any Title IV federal student aid</li> </ul>	<ul style="list-style-type: none"> <li>Grant or scholarship aid from:               <ul style="list-style-type: none"> <li>federal government</li> <li>state/local government</li> <li>institution</li> </ul> </li> <li>Do <u>not</u> include:               <ul style="list-style-type: none"> <li>grant or scholarship aid from private or other sources</li> <li>loan amounts</li> <li>Federal Work Study amounts</li> </ul> </li> </ul>	<ul style="list-style-type: none"> <li>Any time during academic year 2013-14</li> </ul>

In the fields below, report the number of Group 4 students with each type of living arrangement and the total amount of grant or scholarship aid from the federal government, state/local government, or the institution awarded to these students by income level.

Information from Part A:			2011-12	2012-13	2013-14
<b>Group 4</b>					
Full-time, first-time degree/certificate-seeking undergraduate students who paid the in-state or in-district tuition rate and were awarded any Title IV federal student aid (This number is carried forward from Part A, Line 04)			<input type="text" value="702"/>	<input type="text" value="629"/>	<input type="text" value="721"/>
01	<b>Report the number of Group 4 students with the following living arrangements:</b>		<b>YOUR PRIOR YEAR DATA</b>	<b>YOUR PRIOR YEAR DATA</b>	
			<b>2011-12</b>	<b>2012-13</b>	<b>2013-14</b>
	01a	<u>On-campus</u>	<input type="text" value="0"/>	 <input type="text" value="13"/>	<input type="text" value="14"/>
	01b	<u>Off-campus (with family)</u>	<input type="text" value="512"/>	<input type="text" value="489"/>	<input type="text" value="536"/>
	01c	<u>Off-campus (not with family)</u>	<input type="text" value="190"/>	 <input type="text" value="127"/>	 <input type="text" value="171"/>
	01d	Unknown (calculated) This value is calculated using the formula: [A04-(E01a+E01b+E01c)]	<input type="text" value="0"/>	<input type="text" value="0"/>	<input type="text" value="0"/>
			<b>Number of students who were awarded any Title IV aid (Group 4)</b>	<b>Of those in Column 1, the total amount of grant or scholarship aid awarded from the following sources: the federal government, state/local</b>	<b>Average amount of grant or scholarship aid awarded to Group 4 students from the following sources: the federal government, state/local</b>

			government, or the institution	government, or the institution	government, or the institution	
			<b>2011-12</b>			
			<b>Col. 1</b>	<b>Col. 2</b>	<b>Col. 3</b>	<b>Col. 4</b>
02	<b>Income level</b>					
	02a	\$0-30,000	502	502	5,111,601	10,182
	02b	\$30,001-48,000	106	106	856,740	8,082
	02c	\$48,001-75,000	52	47	174,918	3,364
	02d	\$75,001-110,000	26	13	24,546	944
	02e	\$110,001 and more	16	3	10,760	673
	02f	Total all income levels	702	671	6,178,565	8,801
			<b>2012-13</b>			
			<b>Col. 1</b>	<b>Col. 2</b>	<b>Col. 3</b>	<b>Col. 4</b>
03	<b>Income level</b>					
	03a	\$0-30,000	386	386	3,852,403	9,980
	03b	\$30,001-48,000	129	129	970,374	7,522
	03c	\$48,001-75,000	63	60	243,883	3,871
	03d	\$75,001-110,000	35	22	36,099	1,031
	03e	\$110,001 and more	16	2	9,950	622
	03f	Total all income levels	629	599	5,112,709	8,128
			<b>2013-14</b>			
			<b>Col. 1</b>	<b>Col. 2</b>	<b>Col. 3</b>	<b>Col. 4</b>
04	<b>Income level</b>					
	04a	\$0-30,000	499	499	5,063,281	10,147
	04b	\$30,001-48,000	117	117	913,261	7,806
	04c	\$48,001-75,000	66	65	284,830	4,316
	04d	\$75,001-110,000	19	14	22,007	1,158
	04e	\$110,001 and more	20	2	2,001	100
	04f	Total all income levels	721	697	6,285,380	8,718
You may use the space below to provide context for the data you've reported above.						

[illegible]

Institution: CUNY Brooklyn College (190549)

User ID: P1905491

**Section 1: Part F****Part F – Net Price Calculation for Group 3**

The following net price calculation is based on information that your institution reported in the Institutional Characteristics component and the Student Financial Aid component. For more information about the data your institution reported in the Institutional Characteristics component, please contact your institution's IPEDS Keyholder.

		YOUR PRIOR YEAR DATA	YOUR PRIOR YEAR DATA	2013-14
		2011-12	2012-13	
	<b>Components of cost of attendance</b>			
01	Published <u>tuition</u> and <u>required fees</u> (lower of in-district or in-state)	5,584	5,884	6,184
02	<u>Books and supplies</u>	1,179	1,248	1,248
03	<b><u>Room and board</u> and <u>other expenses</u> by living arrangement</b>			
	03a <u>On-campus</u>	17,474	17,474	17,474
	03b <u>Off-campus (with family)</u>	3,824	3,871	3,944
	03c <u>Off-campus (not with family)</u>	15,723	16,842	18,610
04	<b>Number of Group 3 students by living arrangement</b>			
	04a <u>On-campus</u>	0	15	16
	04b <u>Off-campus (with family)</u>	586	567	605
	04c <u>Off-campus (not with family)</u>	210	159	207
	04d Unknown	0	0	0
05	<b>Weighted average for room and board and other expenses by living arrangement (excluding unknown values)</b> See instructions for the formula for this calculation	6,963	6,930	7,872
06	<b>Total cost of attendance</b> This value is calculated using the following formula: [F01+F02+F05]	13,726	14,062	15,304
07	<b>Average amount of grant or scholarship aid awarded to Group 3 students from the following sources: the federal government, state/local government, and the institution</b>	8,241	7,425	8,084
08	<b>Average institutional <u>net price</u> for Group 3 students</b> This value is calculated using the following formula: [F06-F07]	5,485	6,637	7,220

As required by the Higher Education Opportunity Act of 2008, these amounts will be posted on the U.S. Department of Education's College Navigator website and used in the U.S. Department of Education's College Affordability and Transparency Lists.

Do you wish to provide additional context notes?






Yes



No

 You may use the space below to **provide context** for these data. These context notes may be posted on the College Navigator website and should be written to be understood by students and parents.


Institution: CUNY Brooklyn College (190549)

User ID: P1905491

**Section 1: Part G****Part G – Net Price Calculation for Group 4**

The following net price calculation is based on information that your institution reported in the Institutional Characteristics component and the Student Financial Aid component. For more information about the data your institution reported in the Institutional Characteristics component, please contact your institution's IPEDS Keyholder.

			YOUR PRIOR YEAR DATA 2011-12	YOUR PRIOR YEAR DATA 2012-13	2013-14
	<b>Components of cost of attendance</b>				
01	Published <u>tuition</u> and <u>required fees</u> (lower of in-district or in-state)		5,584	5,884	6,184
02	<u>Books and supplies</u>		1,179	1,248	1,248
03	<b><u>Room and board</u> and <u>other expenses</u> by living arrangement</b>				
	03a	<u>On-campus</u>	17,474	17,474	17,474
	03b	<u>Off-campus (with family)</u>	3,824	3,871	3,944
	03c	<u>Off-campus (not with family)</u>	15,723	16,842	18,610
04	<b>Number of Group 4 students by living arrangement</b>				
	04a	<u>On-campus</u>	0	13	14
	04b	<u>Off-campus (with family)</u>	512	489	536
	04c	<u>Off-campus (not with family)</u>	190	127	171
	04d	Unknown	0	0	0
05	<b>Weighted average for room and board and other expenses by living arrangement (excluding unknown values)</b> See instructions for the formula for this calculation		7,045	6,771	7,685
06	<b>Total cost of attendance by income level</b> This value is calculated using the following formula: [G01+G02+G05]		13,808	13,903	15,117
07	<b>Average amount of grant or scholarship aid awarded to Group 4 students from the following sources: the federal government, state/local government, and the institution</b>		8,801	8,128	8,718
	07a	<b>\$0-30,000</b>	10,182	9,980	10,147
	07b	<b>\$30,001-48,000</b>	8,082	7,522	7,806
	07c	<b>\$48,001-75,000</b>	3,364	3,871	4,316
	07d	<b>\$75,001-110,000</b>	944	1,031	1,158
	07e	<b>\$110,001 and more</b>	673	622	100
08	<b>Average institutional net price for Group 4 students</b> This value is calculated using the following formula: [G06-G07]				
	08a	<b>\$0-30,000</b>	3,626	3,923	4,970
	08b	<b>\$30,001-48,000</b>	5,726	6,381	7,311
	08c	<b>\$48,001-75,000</b>	10,444	10,032	10,801
	08d	<b>\$75,001-110,000</b>	12,864	12,872	13,959
	08e	<b>\$110,001 and more</b>	13,135	13,281	15,017

As required by the Higher Education Opportunity Act of 2008, these amounts will be posted on the U.S. Department of Education's College Navigator website.

Do you wish to provide additional context notes?



Yes



No



You may use the space below to **provide context** for these data. These context notes may be posted on the College Navigator website and should be written to be understood by students and parents.

Institution: CUNY Brooklyn College (190549)

User ID: P1905491

**Section 2: Military Servicemembers and Veteran's Benefits****Section 2: Military Servicemembers and Veteran's Benefits**IMPORTANT NOTE: Report for **July 1, 2013-June 30, 2014**

- Report the total number of student recipients and the total dollar amounts for each program.
- Student recipients can also include eligible spouse or dependents.
- Consult with your campus certifying official, who may not be in the student financial aid office.
- For Post-9/11 GI Bill Benefits, do not include the matching institutional aid provided through the Yellow Ribbon Program if your school participated.
- Information reported to IPEDS is only what is known to the institution. Do not report benefits that were not awarded/certified through the institution.
- Enter zero (0) if your institution did not have beneficiaries for that student level or program. Please do not leave a cell blank.

Type of benefit/assistance	Number of students receiving benefits/assistance	Total dollar amount of benefits/assistance awarded through the institution
<u>Post-9/11 GI Bill Benefits</u>		
Undergraduate students	139	748,639
Graduate students	29	132,739
Total	168	881,378
<u>Department of Defense Tuition Assistance Program</u>		
Undergraduate students	22	46,092
Graduate students	5	20,256
Total	27	66,348

Institution: CUNY Brooklyn College (190549)

User ID: P1905491

**Prepared by****This survey component was prepared by:**

<input type="radio"/>	Keyholder	<input type="radio"/>	SFA Contact	<input type="radio"/>	HR Contact
<input type="radio"/>	Finance Contact	<input type="radio"/>	Academic Library Contact	<input type="radio"/>	Other
Name:	<input type="text"/>				
Email:	<input type="text"/>				

How long did it take to prepare this survey component?	<input type="text"/>	hours	<input type="text"/>	minutes
--	----------------------	-------	----------------------	---------

The name of the preparer is being collected so that we can follow up with the appropriate person in the event that there are questions concerning the data. The Keyholder will be copied on all email correspondence to other preparers.

The time it took to prepare this component is being collected so that we can continue to improve our estimate of the reporting burden associated with IPEDS. Please include in your estimate the time it took for you to review instructions, query and search data sources, complete and review the component, and submit the data through the Data Collection System.

Thank you for your assistance.

Institution: CUNY Brooklyn College (190549)

User ID: P1905491

**Summary****IPEDS Student Financial Aid (SFA) Survey Summary**

IPEDS collects important information regarding your institution. All data reported in IPEDS survey components become available in the IPEDS Data Center and appear as aggregated data in various Department of Education reports. Additionally, some of the reported data appears specifically for your institution through the College Navigator website and is included in your institution's Data Feedback Report (DFR). The purpose of this summary is to provide you an opportunity to view some of the data that, when accepted through the IPEDS quality control process, will appear on the College Navigator website and/or your DFR. College Navigator is updated approximately three months after the data collection period closes and Data Feedback Reports will be available through the [Data Center](#) and sent to your institution's CEO in November 2015.

Please review your data for accuracy. If you have questions about the data displayed below after reviewing the data reported on the survey screens, please contact the IPEDS Help Desk at: 1-877-225-2568 or [ipedshelp@rti.org](mailto:ipedshelp@rti.org).

Total grant aid received by all undergraduate students		\$48,507,728
Number of undergraduate students who received a Pell Grant		6,634
Percentage of FTFT students receiving any financial aid		73%
	Percentage of FTFT students receiving grant aid by type	Average amount of grant aid received by type
Total	71%	\$8,044
Federal Government	58%	\$5,051
Pell	58%	\$4,997
Other Federal	9%	\$364
State/Local Government	62%	\$4,005
Institutional	5%	\$4,654
	Percentage of FTFT students receiving loans by type	Average amount of loans received by type
Total	6%	\$4,643
Federal	6%	\$4,643
Non-federal	0%	N/A
Average net price for FTFT students who receive grant aid		\$7,220
Average net price for FTFT students who receive Title IV federal student aid		
\$0 – 30,000		\$4,970
\$30,001 – 48,000		\$7,311
\$48,001 – 75,000		\$10,801
\$75,001 – 110,000		\$13,959
\$110,001 and more		\$15,017

**Military Servicemembers and Veteran's Benefits**

		Number of students receiving benefits/assistance	Total dollar amount of benefits/assistance awarded through the institution
Post-9/11 GI Bill Benefits			
	Undergraduate students	139	\$748,639
	Graduate students	29	\$132,739
	Total	168	\$881,378
Department of Defense Tuition Assistance Program			
	Undergraduate students	22	\$46,092
	Graduate students	5	\$20,256
	Total	27	\$66,348

Institution: CUNY Brooklyn College (190549)

User ID: P1905491

Edit Report

**Student Financial Aid****CUNY Brooklyn College (190549)**

Source	Description	Severity	Resolved	Options
--------	-------------	----------	----------	---------

**Screen: Part D - Enter Information about Group 3**

Screen Entry	The number entered is outside the expected range of between 112 and 206 when compared with the prior year value. Please correct your data or explain. (Error #7169)	Explanation	Yes	
Reason:	There are more students in this group this year compared to last year.			
Screen Entry	You reported zero for this value last year. Please confirm that the data reported for this year are correct. (Error #7177)	Confirmation	Yes	

**Screen: Part E - Enter Information about Group 4**

Screen Entry	The number entered is outside the expected range of between 89 and 165 when compared with the prior year value. Please correct your data or explain. (Error #7169)	Explanation	Yes	
Reason:	There are more students in this group this year compared to last year.			
Screen Entry	The number entered is outside the expected range of between 133 and 247 when compared with the prior year value. Please correct your data or explain. (Error #7169)	Explanation	Yes	
Reason:	There are fewer students in this group this year compared to last year.			
Screen Entry	You reported zero for this value last year. Please confirm that the data reported for this year are correct. (Error #7177)	Confirmation	Yes	