

Student Financial Aid 2015-16

Institution: CUNY Brooklyn College (190549)

User ID: P1905491

Overview

IPEDS Student Financial Aid Component Overview
Public Academic Reporters

Welcome to the Student Financial Aid (SFA) component. The purpose of the SFA component is to collect information about financial aid provided to various groups of undergraduate students and military/veteran educational benefits for all students at your institution.

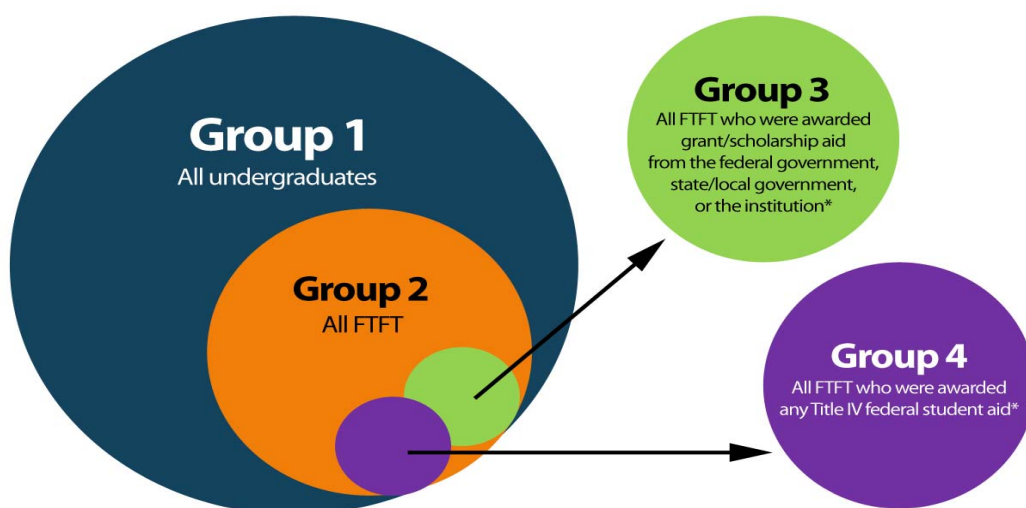
Changes to This Year's SFA Component

There were no changes implemented for the 2015-16 data collection period.

Data Reporting Reminders**Undergraduate Student Groups**

You will be asked to report information for different groups of students.

- **Group 1:** All undergraduate students
- **Group 2:** Of Group 1, full-time, first-time degree/certificate-seeking students
- **Group 3:** Of Group 2, students who paid the in-state/in-district tuition rate and were awarded any grant/scholarship aid from the federal government, state/local government, or the institution
- **Group 4:** Of Group 2, students who paid the in-state/in-district tuition rate and were awarded any Title IV federal student aid



*For public institutions, include only those students paying the in-state or in-district tuition rate. For program reporters, include only those students enrolled in the institution's largest program.

COA Revisions

Revisions to Cost of Attendance used to calculate the net price of attendance can be made in this component.

Consult the instructions and screens to make sure you are reporting the correct aid amounts for the correct groups of students.

College Affordability and Transparency Lists

Net price amounts calculated in SFA will be used to populate the Department's College Affordability and Transparency lists.

Interactive Edits and Error Messages

SFA contains interactive edits that will check for blank fields, invalid values, or values that fall outside expected ranges. Some error messages will require you to confirm or explain the values that you entered. Some error messages are fatal and will require you to contact the IPEDS Help Desk at 1-877-225-2568 for resolution.

Context Boxes

You will find optional text boxes throughout SFA. Context boxes allow you to provide more information about the data you enter. Some of these context boxes may be made available to the public on College Navigator, so make sure that the information you enter can be understood easily by students, parents, and the general public.

Resources

To download the survey materials for this component: [Survey Materials](#)

To access your prior year data submission for this component: [Reported Data](#)




Institution: CUNY Brooklyn College (190549)

User ID: P1905491

Section 1: Part A**Part A - Establish Your Groups**

Part A establishes the number of students in various groups. Note that the numbers on this screen will be carried forward to other parts of the Student Financial Aid component.

In the fields below, report the number of students in each of the following groups.

		 Fall 2014	YOUR PRIOR YEAR DATA Fall 2013
01	Group 1 All <u>undergraduate</u> students	<input type="text" value="14,115"/>	13,596
02	Group 2 Of those in Group 1, those who are <u>full-time</u> , <u>first-time</u> degree/certificate-seeking	<input type="text" value="1,347"/>	1,183
02a	Of those in Group 2, those who were awarded any <u>Federal Work Study</u> , <u>loans to students</u> , or grant or scholarship aid from the federal government, state/local government, the institution, or other sources known to the institution	 <input type="text" value="1,183"/>	864
02b	Of those in Group 2, those who were awarded any <u>loans to students</u> or grant or scholarship aid from the federal government, state/local government, or the institution	<input type="text" value="1,183"/>	863
03	Group 3 Of those in Group 2, those who paid the in-state or in-district tuition rate and were awarded grant or scholarship aid from the federal government, state/local government, or the institution	 <input type="text" value="1,148"/>	828
04	Group 4 Of those in Group 2, those who paid the in-state or in-district tuition rate and were awarded any <u>Title IV federal student aid</u>	<input type="text" value="842"/>	721

Institution: CUNY Brooklyn College (190549)

User ID: P1905491

Section 1: Part B**Part B - Enter Information About Group 1**

Part B includes information about Group 1. Group 1 students are all undergraduate students enrolled in Fall 2014.

For this part, report:

For These Students	The Following Type(s) of Aid	Awarded in This Period
<ul style="list-style-type: none"> All undergraduate students enrolled in Fall 2014 	<ul style="list-style-type: none"> Grant or scholarship aid from the federal government Grant or scholarship aid from state/local government Grant or scholarship aid from the institution Grant or scholarship aid from other sources known to the institution Loans to students from the federal government 	<ul style="list-style-type: none"> Any time during academic year 2014-15

In the fields below, report the number of Group 1 students and the total amount of aid awarded to these students for each type of aid.

Information from Part A:**Fall 2014****Group 1**

All undergraduate students

14,115

(This number is carried forward from Part A, Line 01.)

2014-15

Aid Type	Number of Group 1 students who were awarded aid	Percentage of Group 1 students who were awarded aid	Total amount of aid awarded to Group 1 students	Average amount of aid awarded to Group 1 students
01 Grant or scholarship aid from the federal government, state/local government, the institution, and other sources known to the institution	8,518	60	60,889,180	7,148
02 Pell grants	7,030	50	31,694,366	4,508
03 Federal student loans	2,294	16	13,421,834	5,851



You may use the space below to provide context for data you've reported above. These context notes may be posted on the College Navigator website and should be written to be understood by students and parents.

A diagram of a scrollable container. It consists of a large white rectangular area representing the content, and a vertical scrollbar on the right side. The scrollbar has a light gray track and a darker gray slider. The slider is positioned near the top of the track. The entire container is enclosed in a thin black border.

Institution: CUNY Brooklyn College (190549)

User ID: P1905491

Section 1: Part C, Page 1**Part C, Page 1 - Enter Information about Group 2**

Part C includes information about Group 2. Group 2 students are all full-time, first-time degree/certificate-seeking undergraduate students enrolled in Fall 2014.

In the fields below, report the number of Group 2 students paying in-district, in-state, and out-of-state tuition rates. If your institution does not offer different rates, report all students as paying in-state tuition rates.

Information from Part A:			Fall 2014		
Group 2 Full-time, first-time degree/certificate-seeking undergraduates (This number is carried forward from Part A, Line 02)			1,347		
Group 2 students:					YOUR PRIOR YEAR DATA
			Fall 2014		Fall 2013
			Number of Group 2 students	Percentage of Group 2 students	Percentage of Group 2 students
01	01a	<u>paying in-district tuition rates</u>	<input type="text" value="0"/>	0	0
	01b	<u>paying in-state tuition rates</u>	<input type="text" value="1,299"/>	96	97
	01c	<u>paying out-of-state tuition rates</u>	<input type="text" value="48"/>	4	3
	01d	Unknown (calculated value) This value is calculated using the following formula: [A02-(C01a+C01b+C01c)]	0	0	0

Institution: CUNY Brooklyn College (190549)

User ID: P1905491

Section 1: Part C, Page 2**Part C, Page 2 - Enter Information about Group 2**

Part C includes financial aid information about Group 2. Group 2 students are all full-time, first-time degree/certificate-seeking undergraduate students enrolled in Fall 2014.


For this part, report:

For These Students	The Following Type(s) of Aid	Awarded in This Period
<ul style="list-style-type: none"> Full-time, first-time degree/certificate-seeking undergraduate students enrolled in Fall 2014 	<ul style="list-style-type: none"> Grant or scholarship aid from the federal government Grant or scholarship aid from state/local government Grant or scholarship aid from the institution Loans to students from the federal government and from other sources, including private or other loans Do <u>not</u> include grant or scholarship aid from private or other sources Do <u>not</u> include PLUS loans or loans made to anyone other than the student 	<ul style="list-style-type: none"> Any time during academic year 2014-15 For program reporters, this is the aid year period from July 1, 2014 through June 30, 2015.

In the fields below, report the number of Group 2 students and the total amount of aid awarded to these students for each type of aid. Enter unduplicated student counts within a category (e.g., Pell grants). However, a student can appear in more than one aid category.

Information from Part A:	Fall 2014
Group 2 Full-time, first-time degree/certificate-seeking undergraduates (This number is carried forward from Part A, Line 02)	1,347
Group 2a Of those in Group 2, those who were awarded any Federal Work Study, loans to students, or grant or scholarship aid from the federal government, state/local government, the institution, or other sources known to the institution (This number is carried forward from Part A, Line 02a)	1,183
Group 2b Of those in Group 2, those who were awarded any loans to students or grant or scholarship aid from the federal government, state/local government, or the institution (This number is carried forward from Part A, Line 02b)	1,183
Group 3 Of those in Group 2, those who were awarded grant or scholarship aid from the federal government, state/local government, or the institution	1,148
Aid Type	YOUR PRIOR

							YEAR DATA
			Fall 2014				Fall 2013
			Number of Group 2 students who were awarded aid	Percentage of Group 2 students who were awarded aid	Total amount of aid awarded to Group 2 students	Average amount of aid awarded to Group 2 students	Average amount of aid awarded to Group 2 students
01	Grants or scholarships from the federal government, state/local government, or the institution		1,168	87	9,527,230	8,157	8,044
02	Federal grants		802	60	4,146,877	5,171	5,051
	02a	Pell grants	801	59	4,108,365	5,129	4,997
	02b	Other federal grants	63	5	38,512	611	364
03	State/local government grants or scholarships (grants/scholarships/waivers)		1,120	83	4,866,165	4,345	4,005
04	Institutional grants or scholarships (scholarships/fellowships)		117	9	514,188	4,395	4,654
05	Loans to students		106	8	607,020	5,727	4,643
	05a	Federal loans	100	7	457,216	4,572	4,643
	05b	Other loans (including private loans)	14	1	149,804	10,700	

 You may use the space below to provide context for the data you've reported above. These context notes may be posted on the College Navigator website and should be written to be understood by students and parents. For example, institutions may report here other sources of private aid not included in the categories above.

^
v

< >

Institution: CUNY Brooklyn College (190549)

User ID: P1905491

Section 1: Comparison Chart

Comparison Chart				
Based on the information reported on the previous screens for Group 1 (all undergraduates) and Group 2 (full-time, first-time degree/certificate-seeking undergraduates), this comparison chart seeks to help institutions check their reported data. Assuming that the information on Groups 1 and 2 are correct, then the calculated fields for 'All Other Undergraduates' should be the balance (Group 1 minus Group 2). If the balance does not check with your institution's calculations, please correct your reported numbers for Groups 1 and 2 before moving forward with the completion of the SFA survey component.				
Note: Data for the 'All Other Undergraduates' will appear in the IPEDS Data Center for data users, but not in College Navigator.				
		Number of students	Pell grants	Federal Student Loans
01	Group 1 (all undergraduates)	14,115		
02	Number of students who were awarded aid		7,030	2,294
03	Percentage who were awarded aid		50	16
04	Total amount of aid awarded		31,694,366	13,421,834
05	Average amount of aid awarded		4,508	5,851
06	Group 2 (Full-time first-time undergraduates)	1,347		
07	Number of students who were awarded aid		801	100
08	Percentage who were awarded aid		59	7
09	Total amount of aid awarded		4,108,365	457,216
10	Average amount of aid awarded		5,129	4,572
11	All other undergraduates (Line 01 - Line 06)	12,768		
12	Number of students who were awarded aid (Line 02 - Line 07)		6,229	2,194
13	Percentage who were awarded aid (Line 12 / Line 11)		49	17
14	Total amount of aid awarded (Line 04 - Line 09)		27,586,001	12,964,618
15	Average amount of aid awarded (Line 14 / Line 12)		4,429	5,909



Institution: CUNY Brooklyn College (190549)

User ID: P1905491

Section 1: Cost of Attendance**Cost of attendance for full-time, first-time undergraduate students:**

Please enter the amounts requested below. These data will be made available to the public on College Navigator. If your institution participates in any Title IV programs (Pell, Stafford, etc.), you must complete all information. **Estimates of expenses for books and supplies, room and board, and other expenses are those from the Cost of Attendance report used by the financial aid office in determining financial need. Please talk to your financial aid office to get these numbers, to ensure that you are reporting correctly.**

These numbers are carried forward from Institutional Characteristics and should only be changed if an error was made in the reporting.

Charges for full academic year		2012-13	2013-14	2014-15
Published tuition and required fees:				
<u>In-district</u>				
	Tuition	5,430	5,730	6,030
	Required fees	454	454	506
	Tuition + fees total	5,884	6,184	6,536
<u>In-state</u>				
	Tuition	5,430	5,730	6,030
	Required fees	454	454	506
	Tuition + fees total	5,884	6,184	6,536
<u>Out-of-state</u>				
	Tuition	11,640	12,240	12,840
	Required fees	454	454	506
	Tuition + fees total	12,094	12,694	13,346
	 <u>Books and supplies</u>	1,248	1,248	1,304
On-campus:				
	<u>Room and board</u>	12,418	12,418	12,158
	<u>Other expenses</u>	5,056	5,056	5,126
	Room and board and other expenses	17,474	17,474	17,284
Off-campus (not with family):				
	<u>Room and board</u>	11,902	13,554	13,554
	<u>Other expenses</u>	4,940	5,056	5,126
	Room and board and other expenses	16,842	18,610	18,680
 Off-campus (with family):				
	<u>Other expenses</u>	3,871	3,944	3,966

Institution: CUNY Brooklyn College (190549)

User ID: P1905491

Section 1: Part D**Part D - Enter Information about Group 3**

Part D includes financial aid information about Group 3. Group 3 students are all full-time, first-time degree/certificate-seeking undergraduate students enrolled in Fall 2014 who paid the in-state or in-district tuition rate and were awarded grant or scholarship aid from the following sources: the federal government, state/local government, or the institution. The information you report in this part will be used in Part F to calculate average institutional net price.

For this part report:

For These Students	The Following Type(s) of Aid	Awarded in This Period
<ul style="list-style-type: none"> Full-time, first-time degree/certificate-seeking undergraduate students enrolled in Fall 2014 who paid the in-state or in-district tuition rate and were awarded grant or scholarship aid from the following sources: the federal government, state/local government, or the institution Do <u>not</u> include students who were awarded only grant or scholarship aid from private or other sources, or students who were awarded only non-grant aid 	<ul style="list-style-type: none"> Grant or scholarship aid from the federal government Grant or scholarship aid from state/local government Grant or scholarship aid from the institution Do <u>not</u> include grant or scholarship aid from private or other sources 	<ul style="list-style-type: none"> Any time during academic year 2014-15

In the fields below, report the number of Group 3 students with each type of living arrangement and the total amount of grant or scholarship aid from the federal government, state/local government, or the institution awarded to these students.

Information from Part A:			YOUR PRIOR YEAR DATA 2012-2013	YOUR PRIOR YEAR DATA 2013-2014	2014-2015
Group 3 Full-time, first-time degree/certificate-seeking undergraduate students who paid the in-state or in-district tuition rate and were awarded grant or scholarship aid from the following sources: the federal government, state/local government, or the institution (This number is carried forward from Part A, Line 03)			741	828	1,148

01	Report the number of Group 3 students with the following living arrangements:		YOUR PRIOR YEAR DATA 2012-13	YOUR PRIOR YEAR DATA 2013-14	2014-15
	01a	<u>On-campus</u>	15	16	21
	01b	<u>Off-campus (with family)</u>	567	605	720
	01c	<u>Off-campus (not with family)</u>	159	⚠ 207	⚠ 407
	01d	Unknown (calculated) This value is calculated	0	0	0

		using the following formula: [A03-(D01a+D01b+D01c)]			
02	Report the total amount of grant or scholarship aid from the federal government, state/local government, or the institution awarded to Group 3 students		5,502,289	6,693,619	9,428,999
03	Average grant or scholarship aid from the federal government, state/local government, or the institution awarded to Group 3 students (calculated value). This value is calculated using the following formula: [D02/A03]		7,425	8,084	8,213

You may use the space below to provide context for the data you've reported above.

^
v

<
>

Institution: CUNY Brooklyn College (190549)

User ID: P1905491

Section 1: Part E**Part E – Enter Information about Group 4**

Part E includes financial aid information about Group 4. Group 4 students are all full-time, first-time degree/certificate-seeking undergraduate students enrolled in Fall 2014 who paid the in-state or in-district tuition rate and were awarded any Title IV federal student aid, including federal grants or federal student loans. The information you report in this part will be used in Part G to calculate average institutional net price by income level.


For this part, report:

For These Students	The Following Type(s) of Aid	Awarded in This Period
<ul style="list-style-type: none"> Full-time, first-time degree/certificate-seeking undergraduate students enrolled in Fall 2014 who paid the in-state or in-district tuition rate and were awarded any Title IV federal student aid 	<ul style="list-style-type: none"> Grant or scholarship aid from: <ul style="list-style-type: none"> federal government state/local government institution Do <u>not</u> include: <ul style="list-style-type: none"> grant or scholarship aid from private or other sources loan amounts Federal Work Study amounts 	<ul style="list-style-type: none"> Any time during academic year 2014-15

In the fields below, report the number of Group 4 students with each type of living arrangement and the total amount of grant or scholarship aid from the federal government, state/local government, or the institution awarded to these students by income level.

Information from Part A:			2012-13	2013-14	2014-15
Group 4					
Full-time, first-time degree/certificate-seeking undergraduate students who paid the in-state or in-district tuition rate and were awarded any Title IV federal student aid (This number is carried forward from Part A, Line 04)			629	721	842
01	Report the number of Group 4 students with the following living arrangements:		YOUR PRIOR YEAR DATA	YOUR PRIOR YEAR DATA	
			2012-13	2013-14	2014-15
	01a	<u>On-campus</u>	13	14	15
	01b	<u>Off-campus (with family)</u>	489	536	563
	01c	<u>Off-campus (not with family)</u>	127	! 171	! 264
	01d	Unknown (calculated) This value is calculated using the formula: [A04-(E01a+E01b+E01c)]	0	0	0
			Number of students who were awarded any Title IV aid (Group 4)	Of those in Column 1, the number who were awarded any grant or scholarship aid from the following sources: the	Of those in Column 1, the total amount of grant or scholarship aid awarded from the following sources: the federal
					? Average amount of federal, state/local, and institutional grant or scholarship aid awarded to

				federal government, state/local government, or the institution	government, state/local government, or the institution	Group 4 students
			2012-13			
			Col. 1	Col. 2	Col. 3	Col. 4
02	Income level					
	02a	\$0-30,000	386	386	3,852,403	9,980
	02b	\$30,001-48,000	129	129	970,374	7,522
	02c	\$48,001-75,000	63	60	243,883	3,871
	02d	\$75,001-110,000	35	22	36,099	1,031
	02e	\$110,001 and more	16	2	9,950	622
	02f	Total all income levels	629	599	5,112,709	8,128
			2013-14			
			Col. 1	Col. 2	Col. 3	Col. 4
03	Income level					
	03a	\$0-30,000	499	499	5,063,281	10,147
	03b	\$30,001-48,000	117	117	913,261	7,806
	03c	\$48,001-75,000	66	65	284,830	4,316
	03d	\$75,001-110,000	19	14	22,007	1,158
	03e	\$110,001 and more	20	2	2,001	100
	03f	Total all income levels	721	697	6,285,380	8,718
			2014-15			
			Col. 1	Col. 2	Col. 3	Col. 4
04	Income level					
	04a	\$0-30,000	569	569	6,706,616	11,787
	04b	\$30,001-48,000	138	138	1,357,408	9,836
	04c	\$48,001-75,000	81	81	453,379	5,597
	04d	\$75,001-110,000	28	28	50,776	1,813
	04e	\$110,001 and more	26	18	25,266	972

	04f	Total all income levels	842	834	 8,593,445	10,206
--	-----	--	-----	-----	---	--------

You may use the space below to provide context for the data you've reported above.

Institution: CUNY Brooklyn College (190549)

User ID: P1905491

Section 1: Part F**Part F – Net Price Calculation for Group 3**

The following net price calculation is based on information that your institution reported in the Institutional Characteristics component and the Student Financial Aid component. For more information about the data your institution reported in the Institutional Characteristics component, please contact your institution's IPEDS Keyholder.

		YOUR PRIOR YEAR DATA 2012-13	YOUR PRIOR YEAR DATA 2013-14	2014-15
Components of cost of attendance				
01	Published <u>tuition</u> and <u>required fees</u> (lower of in-district or in-state)	5,884	6,184	6,536
02	<u>Books and supplies</u>	1,248	1,248	1,304
03	<u>Room and board</u> and <u>other expenses</u> by living arrangement			
	03a <u>On-campus</u>	17,474	17,474	17,284
	03b <u>Off-campus (with family)</u>	3,871	3,944	3,966
	03c <u>Off-campus (not with family)</u>	16,842	18,610	18,680
04	Number of Group 3 students by living arrangement			
	04a <u>On-campus</u>	15	16	21
	04b <u>Off-campus (with family)</u>	567	605	720
	04c <u>Off-campus (not with family)</u>	159	207	407
	04d Unknown	0	0	0
05	Weighted average for room and board and other expenses by living arrangement (excluding unknown values) See instructions for the formula for this calculation	6,930	7,872	9,426
06	Total cost of attendance This value is calculated using the following formula: [F01+F02+F05]	14,062	15,304	17,266
07	Average amount of grant or scholarship aid awarded to Group 3 students from the following sources: the federal government, state/local government, and the institution	7,425	8,084	8,213
08	Average institutional <u>net price</u> for Group 3 students This value is calculated using the following formula: [F06-F07]	6,637	7,220	9,053

As required by the Higher Education Opportunity Act of 2008, these amounts will be posted on the U.S. Department of Education's College Navigator website and used in the U.S. Department of Education's College Affordability and Transparency Lists.

Do you wish to provide additional context notes?



No



Yes

 You may use the space below to **provide context** for these data. These context notes may be posted on the College Navigator website and should be written to be understood by students and parents.

A diagram of a scrollable container. It consists of a large white rectangular area representing the content, and a vertical scrollbar on the right side. The scrollbar has a light gray track and a darker gray slider. At the bottom of the container, there are left and right arrow buttons for horizontal scrolling.

Institution: CUNY Brooklyn College (190549)

User ID: P1905491

Section 1: Part G**Part G – Net Price Calculation for Group 4**

The following net price calculation is based on information that your institution reported in the Institutional Characteristics component and the Student Financial Aid component. For more information about the data your institution reported in the Institutional Characteristics component, please contact your institution's IPEDS Keyholder.

		YOUR PRIOR YEAR DATA 2012-13	YOUR PRIOR YEAR DATA 2013-14	2014-15
	Components of cost of attendance			
01	Published <u>tuition</u> and <u>required fees</u> (lower of in-district or in-state)	5,884	6,184	6,536
02	<u>Books and supplies</u>	1,248	1,248	1,304
03	<u>Room and board</u> and <u>other expenses</u> by living arrangement			
	03a <u>On-campus</u>	17,474	17,474	17,284
	03b <u>Off-campus (with family)</u>	3,871	3,944	3,966
	03c <u>Off-campus (not with family)</u>	16,842	18,610	18,680
04	Number of Group 4 students by living arrangement			
	04a <u>On-campus</u>	13	14	15
	04b <u>Off-campus (with family)</u>	489	536	563
	04c <u>Off-campus (not with family)</u>	127	171	264
	04d Unknown	0	0	0
05	Weighted average for room and board and other expenses by living arrangement (excluding unknown values) See instructions for the formula for this calculation	6,771	7,685	8,817
06	Total cost of attendance by income level This value is calculated using the following formula: [G01+G02+G05]	13,903	15,117	16,657
07	Average amount of grant or scholarship aid awarded to Group 4 students from the following sources: the federal government, state/local government, and the institution	8,128	8,718	10,206
	07a \$0-30,000	9,980	10,147	11,787
	07b \$30,001-48,000	7,522	7,806	9,836
	07c \$48,001-75,000	3,871	4,316	5,597
	07d \$75,001-110,000	1,031	1,158	1,813
	07e \$110,001 and more	622	100	972
08	Average institutional net price for Group 4 students This value is calculated using the following formula: [G06-G07]			
	08a \$0-30,000	3,923	4,970	4,870
	08b \$30,001-48,000	6,381	7,311	6,821
	08c \$48,001-75,000	10,032	10,801	11,060
	08d \$75,001-110,000	12,872	13,959	14,844
	08e \$110,001 and more	13,281	15,017	15,685

Do you wish to provide additional context notes?

Yes[illegible]

Institution: CUNY Brooklyn College (190549)

User ID: P1905491

Section 2: Military Servicemembers and Veteran's Benefits**Section 2: Military Servicemembers and Veteran's Benefits**

IMPORTANT NOTE: Report for **Post-9/11 GI Bill Benefits: July 1, 2014 - June 30, 2015** and Report for **Department of Defense Tuition Assistance Program: October 1, 2014 - September 30, 2015**

- Report the total number of student recipients and the total dollar amounts for each program.
- Student recipients can also include eligible dependents.
- Consult with your campus certifying official, who may not be in the student financial aid office.
- For Post-9/11 GI Bill Benefits, do not include the matching institutional aid provided through the Yellow Ribbon Program if your school participated.
- Information reported to IPEDS is only what is known to the institution.
- Enter zero (0) if your institution did not have beneficiaries for that student level or program. Please do not leave a cell blank.

Type of benefit/assistance	Number of students receiving benefits/assistance	Total dollar amount of benefits/assistance awarded through the institution	Average dollar amount of benefits/assistance awarded through the institution
<u>Post-9/11 GI Bill Benefits</u>			
Undergraduate students	125	618,876	4,951
Graduate students	22	135,129	6,142
Total	147	754,005	5,129
<u>Department of Defense Tuition Assistance Program</u>			
Undergraduate students	27	97,991	3,629
Graduate students	4	17,986	4,497
Total	31	115,977	3,741

Institution: CUNY Brooklyn College (190549)

User ID: P1905491

Summary**IPEDS Student Financial Aid (SFA) Survey Summary**

IPEDS collects important information regarding your institution. All data reported in IPEDS survey components become available in the IPEDS Data Center and appear as aggregated data in various Department of Education reports. Additionally, some of the reported data appears specifically for your institution through the College Navigator website and is included in your institution's Data Feedback Report (DFR). The purpose of this summary is to provide you an opportunity to view some of the data that, when accepted through the IPEDS quality control process, will appear on the College Navigator website and/or your DFR. College Navigator is updated approximately three months after the data collection period closes and Data Feedback Reports will be available through the [Data Center](#) and sent to your institution's CEO in November 2016.

Please review your data for accuracy. If you have questions about the data displayed below after reviewing the data reported on the survey screens, please contact the IPEDS Help Desk at: 1-877-225-2568 or ipedshelp@rti.org.

Total grant aid received by all undergraduate students		\$60,889,180
Number of undergraduate students who received a Pell Grant		7,030
Percentage of FTFT students receiving any financial aid		88%
	Percentage of FTFT students receiving grant aid by type	Average amount of grant aid received by type
Total	87%	\$8,157
Federal Government	60%	\$5,171
Pell	59%	\$5,129
Other Federal	5%	\$611
State/Local Government	83%	\$4,345
Institutional	9%	\$4,395
	Percentage of FTFT students receiving loans by type	Average amount of loans received by type
Total	8%	\$5,727
Federal	7%	\$4,572
Non-federal	1%	\$10,700
Average net price for FTFT students who receive grant aid		\$9,053
Average net price for FTFT students who receive Title IV federal student aid		
\$0 – 30,000		\$4,870
\$30,001 – 48,000		\$6,821
\$48,001 – 75,000		\$11,060
\$75,001 – 110,000		\$14,844
\$110,001 and more		\$15,685

Military Servicemembers and Veteran's Benefits			
		Number of students receiving benefits/assistance	Total dollar amount of benefits/assistance awarded through the institution
Post-9/11 GI Bill Benefits			
	Undergraduate students	125	\$618,876
	Graduate students	22	\$135,129
	Total	147	\$754,005
Department of Defense Tuition Assistance Program			
	Undergraduate students	27	\$97,991
	Graduate students	4	\$17,986
	Total	31	\$115,977

Institution: CUNY Brooklyn College (190549)

User ID: P1905491

Edit Report

Student Financial Aid**CUNY Brooklyn College (190549)**

Source	Description	Severity	Resolved	Options
--------	-------------	----------	----------	---------

Screen: Part A - Establish your groups

Upload File	The number entered is outside the expected range of between 692 and 1,036 when compared with the prior year value. Please correct your data or explain. (Error #7132)	Explanation	Yes	
Reason:	This reflects an increase in the number of students receiving Pell grant and/or the NYC Council Merit Scholarship.			
Upload File	The number entered is outside the expected range of between 580 and 1,076 when compared with the prior year value. Please correct your data or explain. (Error #7175)	Explanation	Yes	
Reason:	This reflects an increase in the number of students receiving Pell grant and/or the NYC Council Merit Scholarship.			

Screen: Part C, Page 2 - Enter Information about Group 2

Upload File	The average amount of this type of aid awarded to Group 2 students is outside the expected range of between 292 and 436 when compared with the prior year value. Please check the number of students and the total amount of aid awarded to these students, and correct or explain the discrepant values. (Error #7147)	Explanation	Yes	
Reason:	This reflects an increase in the average amount of the SEOG grant awarded to students at this institution.			
Upload File	The average amount of this type of aid awarded to Group 2 students is outside the expected range of between 3,715 and 5,571 when compared with the prior year value. Please check the number of students and the total amount of aid awarded to these students, and correct or explain the discrepant values. (Error #7147)	Explanation	Yes	
Reason:	This reflects the larger amount of other loans students at this institution took.			

Screen: Part D - Enter Information about Group 3

Screen Entry	The number entered is outside the expected range of between 145 and 269 when compared with the prior year value. Please correct your data or explain. (Error #7169)	Explanation	Yes	
Reason:	There are more students in this group this year compared to last year.			
Screen Entry	The number entered is outside the expected range of between 112 and 206 when compared with the prior year value. Please correct your data or explain. (Error #7169)	Explanation	Yes	
Reason:	There are more students in this group this year compared to last year.			

Screen: Part E - Enter Information about Group 4

Screen Entry	The number entered is outside the expected range of between 120 and 222 when compared with the prior year value. Please correct your data or explain. (Error #7169)	Explanation	Yes	
Reason:	There are more students in this group this year compared to last year.			
Screen Entry	The total amount of grant or scholarship aid awarded to Group 4 students from the federal government, state/local government, or the institution across all income levels is outside the expected range of between 4,714,035 and 7,856,725 based on the prior year value. Please correct your data or explain. (Error #7332)	Explanation	Yes	
Reason:	This reflects an increase in the amount of Pell and TAP grants awarded to students at this institution.			
Screen Entry	The number entered is outside the expected range of between 89 and 165 when compared with the prior year value. Please correct your data or explain. (Error #7169)	Explanation	Yes	
Reason:	There are more students in this group this year compared to last year.			

