

## Graduation Rates 2015-16

Institution: CUNY Brooklyn College (190549)

User ID: P1905491


### Overview

#### Graduation Rates Overview

Welcome to the IPEDS Graduation Rates (GR) survey component. The GR component collects data on the cohort of full-time, first-time degree/certificate-seeking undergraduate students and tracks their completion status at 150% of the normal time to complete all requirements of their program of study. This information is collected to assist institutions in complying with the requirements of the Student Right-to-Know Act.

#### Data Reporting Reminders

Once a student is in the cohort, they remain in the cohort, even if their status changes to part-time or they drop out or transfer out of the institution. However, adjustments can be made to the cohort for allowable exclusions, which include the death of a student, permanent disability, military deployment, or service on an official church mission or with a foreign aid service of the Federal government.

 When reporting award levels for sub-baccalaureate certificates, determine program length by the number of credit or contact hours, NOT the academic year length in parentheses. The academic year length is meant only to provide context.

#### Resources:

The survey materials package for this component can be downloaded using the following link: [Survey Materials](#)

To access your prior year data submission for this component: [Reported Data](#)

If you have questions about completing this survey, please contact the **IPEDS Help Desk at 1-877-225-2568**.

Institution: CUNY Brooklyn College (190549)

User ID: P1905491

**Section I - Graduation Rates - Establishing cohorts**

Based on your institution's response to the predominant calendar system question (B3) on the Institutional Characteristics Header survey component from the IPEDS Fall 2015 data collection, your institution must report graduation rates data using a:

**Fall Cohort**

***A fall cohort is used by institutions with standard academic terms (semester, trimester, quarter, 4-1-4). A full-year cohort is used by institutions offering primarily occupational/vocational programs and operating on a continuous basis.***

**Establishing cohorts**

NOTE: Reporting using the new race/ethnicity categories is now mandatory. On this screen you will need to revise your preloaded 2009 cohort of full-time, first-time degree/certificate-seeking undergraduate students to the new race/ethnicity categories (if applicable). For information and assistance with this, please visit the [IPEDS Race/Ethnicity Information Center](#).

**Men**

Screen 1 of 2

Cohort year 2009Initial cohortRevised cohort

(Column 01)

**NEW categories:**

Notes for NEW categories:

- Report Hispanic/Latino individuals of any race as Hispanic/Latino
- Report race for non-Hispanic/Latino individuals only

<u>Hispanic/Latino</u>		43
<u>American Indian or Alaska Native</u>		0
<u>Asian</u>		112
<u>Black or African American</u>		55
<u>Native Hawaiian or Other Pacific Islander</u>		0
<u>White</u>		184
Two or more races		0

**OLD categories:**

Black, non-Hispanic	55	
American Indian/Alaska Native	0	
Asian/Pacific Islander	112	
Hispanic	43	
White, non-Hispanic	184	

**Categories used in BOTH New and Old:**

<u>Nonresident alien</u>	17	17
<u>Race and ethnicity unknown</u>	0	0
<b>Total men</b>	411	411

**Women**

Screen 1 of 2

Cohort year 2009Initial cohortRevised cohort

(Column 01)

**NEW categories:**

Notes for NEW categories:

- Report Hispanic/Latino individuals of any race as Hispanic/Latino
- Report race for non-Hispanic/Latino individuals only

<u>Hispanic/Latino</u>		89
<u>American Indian or Alaska Native</u>		1
<u>Asian</u>		141
<u>Black or African American</u>		80
<u>Native Hawaiian or Other Pacific Islander</u>		0
<u>White</u>		204
Two or more races		0

**OLD categories:**

Black, non-Hispanic	80	
American Indian/Alaska Native	1	
Asian/Pacific Islander	141	
Hispanic	89	
White, non-Hispanic	204	

**Categories used in BOTH New and Old:**

<u>Nonresident alien</u>	26	26
<u>Race and ethnicity unknown</u>	0	0
<b>Total women</b>	541	541
<b>Total men + women</b>	952	952

Institution: CUNY Brooklyn College (190549)

User ID: P1905491

**Section I - Graduation Rates - Establishing cohorts**

- Incoming students seeking a bachelor's degree should be reported in Column 02. Column 03 will then be generated for you. Column 03 is meant to include any full-time, first-time entering students who were seeking a degree or certificate other than a bachelor's degree, such as an associate's degree or undergraduate certificate.
- If you have no changes to the preloaded data on this screen, click the "Save and Next" button to generate additional screens for reporting completers and transfers/exclusions.

**Establishing cohorts**

- Report Hispanic/Latino individuals of any race as Hispanic/Latino
- Report race for non-Hispanic/Latino individuals only

**Men**

Screen 2 of 2

Cohort year 2009


	Cohort	<u>Bachelor's or equivalent degree-seeking subcohort</u>	<u>Other degree/certificate-seeking subcohort</u> (Cohort minus Bachelor's or equivalent degree-seeking subcohort)
	(Column 01)	(Column 02)	(Column 03)
<u>Nonresident alien</u>	17	<input type="text" value="17"/>	0
<u>Hispanic/Latino</u>	43	<input type="text" value="43"/>	0
<u>American Indian or Alaska Native</u>	0	<input type="text" value="0"/>	0
<u>Asian</u>	112	<input type="text" value="112"/>	0
<u>Black or African American</u>	55	<input type="text" value="55"/>	0
<u>Native Hawaiian or Other Pacific Islander</u>	0	<input type="text" value="0"/>	0
<u>White</u>	184	<input type="text" value="184"/>	0
Two or more races	0	<input type="text" value="0"/>	0
<u>Race and ethnicity unknown</u>	0	<input type="text" value="0"/>	0
<b>Total men</b>	411	411	0

**Women**

Screen 2 of 2

Cohort year 2009

	Cohort	<u>Bachelor's or equivalent degree-seeking subcohort</u>	<u>Other degree/certificate-seeking subcohort</u> (Cohort minus Bachelor's or equivalent degree-seeking subcohort)
	(Column 01)	(Column 02)	(Column 03)
<u>Nonresident alien</u>	26	<input type="text" value="26"/>	0
<u>Hispanic/Latino</u>	89	<input type="text" value="89"/>	0
	1		0

<u>American Indian or Alaska Native</u>		<input type="text" value="1"/>	
<u>Asian</u>	141	<input type="text" value="141"/>	0
<u>Black or African American</u>	80	<input type="text" value="80"/>	0
<u>Native Hawaiian or Other Pacific Islander</u>	0	<input type="text" value="0"/>	0
<u>White</u>	204	<input type="text" value="204"/>	0
Two or more races	0	<input type="text" value="0"/>	0
<u>Race and ethnicity unknown</u>	0	<input type="text" value="0"/>	0
<b>Total women</b>	541	541	0
<b>Total men + women</b>	952	952	 0

Institution: CUNY Brooklyn College (190549)

User ID: P1905491

**Section II - Graduation Rates - Bachelor's or equivalent degree-seeking subcohort - Completers within 150%**

- In the columns below, report the status of the bachelor's degree-seeking subcohort of students listed in Column 10.
- Of the students in Column 10, those who attained a degree or certificate OTHER THAN A BACHELOR'S DEGREE within 150% of the normal time to complete the program as of August 31, 2015 should be reported in either Column 11 or 12, depending on the length of the program completed.
- Of the students in Column 10, those who attained a bachelor's degree or equivalent within 150% of normal time should be reported in Column 18.

**Subcohort of full-time, first-time students seeking a bachelor's or equivalent degree**



- Report Hispanic/Latino individuals of any race as Hispanic/Latino
- Report race for non-Hispanic/Latino individuals only

**Men**

Screen 1 of 3	<u>Cohort</u> year 2009				
	<u>Bachelor's or equivalent degree-seeking subcohort</u>	Subcohort students who completed their program within 150% of <u>normal time to completion</u>			Total completers within 150%
		Completers of programs of less than 2 academic yrs (or equivalent)	Completers of programs of at least 2 but less than 4 academic yrs (or equivalent)	Completers of bachelor's or equivalent degrees	
	(Column 10)	(Column 11)	(Column 12)	(Column 18)	(Column 29)
<u>Nonresident alien</u>	17	<input type="text"/>	<input type="text"/>	<input type="text" value="8"/>	8
<u>Hispanic/Latino</u>	43	<input type="text"/>	<input type="text"/>	<input type="text" value="17"/>	17
<u>American Indian or Alaska Native</u>	0	<input type="text"/>	<input type="text"/>	<input type="text" value="0"/>	0
<u>Asian</u>	112	<input type="text"/>	<input type="text"/>	<input type="text" value="57"/>	57
<u>Black or African American</u>	55	<input type="text"/>	<input type="text"/>	<input type="text" value="26"/>	26
<u>Native Hawaiian or Other Pacific Islander</u>	0	<input type="text"/>	<input type="text"/>	<input type="text" value="0"/>	0
<u>White</u>	184	<input type="text"/>	<input type="text"/>	<input type="text" value="103"/>	103
Two or more races	0	<input type="text"/>	<input type="text"/>	<input type="text" value="0"/>	0
<u>Race and ethnicity unknown</u>	0	<input type="text"/>	<input type="text"/>	<input type="text" value="0"/>	0
<b>Total men</b>	411	0	0	211	211

**Women**

Screen 1 of 3	<u>Cohort</u> year 2009			
	<u>Bachelor's or equivalent</u>	Subcohort students who completed their program within 150% of <u>normal time to completion</u>		

	<u>degree-seeking subcohort</u>	 Completers of programs of less than 2 academic yrs (or equivalent)	 Completers of programs of at least 2 but less than 4 academic yrs (or equivalent)	Completers of bachelor's or equivalent degrees	Total <u>completers</u> <u>within 150%</u>
	(Column 10)	(Column 11)	(Column 12)	(Column 18)	(Column 29)
<u>Nonresident alien</u>	26	<input type="text"/>	<input type="text"/>	<input type="text" value="10"/>	10
<u>Hispanic/Latino</u>	89	<input type="text"/>	<input type="text"/>	<input type="text" value="39"/>	39
<u>American Indian or Alaska Native</u>	1	<input type="text"/>	<input type="text"/>	<input type="text" value="1"/>	1
<u>Asian</u>	141	<input type="text"/>	<input type="text"/>	<input type="text" value="86"/>	86
<u>Black or African American</u>	80	<input type="text"/>	<input type="text"/>	<input type="text" value="44"/>	44
<u>Native Hawaiian or Other Pacific Islander</u>	0	<input type="text"/>	<input type="text"/>	<input type="text" value="0"/>	0
<u>White</u>	204	<input type="text"/>	<input type="text"/>	<input type="text" value="124"/>	124
Two or more races	0	<input type="text"/>	<input type="text"/>	<input type="text" value="0"/>	0
<u>Race and ethnicity unknown</u>	0	<input type="text"/>	<input type="text"/>	<input type="text" value="0"/>	0
<b>Total women</b>	541	0	0	304	304
<b>Total men + women</b>	952	0	0	515	515

Institution: CUNY Brooklyn College (190549)

User ID: P1905491

**Section II - Graduation Rates - Bachelor's completers by length of time to degree**

Those students in the bachelor's or equivalent degree-seeking subcohort who attained a bachelor's degree or equivalent within 150% of normal time to completion, as reported on the previous screen, are listed in Column 18. In Column 19, report the number of these students who earned a bachelor's degree in 4 years. In Column 20, report the number of these students who earned a bachelor's degree in 5 years. Column 21 will be calculated for you.

**Subcohort of full-time, first-time students seeking a bachelor's or equivalent degree**

- Report Hispanic/Latino individuals of any race as Hispanic/Latino
- Report race for non-Hispanic/Latino individuals only

**Men**

Screen 2 of 3

Cohort year 2009

	<u>Bachelor's or equivalent degree- seeking subcohort</u>	Completed bachelor's degree or equivalent within 150%	Subcohort students who attained a <u>bachelor's degree</u> or equivalent		
			Completed the program in 4 yrs or less	Completed the program in 5 yrs	Completed the program in 6 yrs
	(Column 10)	(Column 18)	(Column 19)	(Column 20)	(Column 21)
<u>Nonresident alien</u>	17	8	2	6	0
<u>Hispanic/Latino</u>	43	17	3	9	5
<u>American Indian or Alaska Native</u>	0	0	0	0	0
<u>Asian</u>	112	57	28	22	7
<u>Black or African American</u>	55	26	11	12	3
<u>Native Hawaiian or Other Pacific Islander</u>	0	0	0	0	0
<u>White</u>	184	103	50	43	10
Two or more races	0	0	0	0	0
<u>Race and ethnicity unknown</u>	0	0	0	0	0
<b>Total men</b>	411	211	94	92	25

**Women**

Screen 2 of 3

Cohort year 2009

	<u>Bachelor's or equivalent degree- seeking subcohort</u>	Completed bachelor's degree or equivalent within 150%	Subcohort students who attained a <u>bachelor's degree</u> or equivalent		
			Completed the program in 4 yrs or less	Completed the program in 5 yrs	Completed the program in 6 yrs
	(Column 10)	(Column 18)	(Column 19)	(Column 20)	(Column 21)
<u>Nonresident alien</u>	26	10	4	4	2
<u>Hispanic/Latino</u>	89	39			6

			<input type="text" value="5"/>	<input type="text" value="28"/>	
<u>American Indian or Alaska Native</u>	1	1	<input type="text" value="0"/>	<input type="text" value="1"/>	0
<u>Asian</u>	141	86	<input type="text" value="35"/>	<input type="text" value="46"/>	5
<u>Black or African American</u>	80	44	<input type="text" value="20"/>	<input type="text" value="19"/>	5
<u>Native Hawaiian or Other Pacific Islander</u>	0	0	<input type="text" value="0"/>	<input type="text" value="0"/>	0
<u>White</u>	204	124	<input type="text" value="65"/>	<input type="text" value="54"/>	5
Two or more races	0	0	<input type="text" value="0"/>	<input type="text" value="0"/>	0
<u>Race and ethnicity unknown</u>	0	0	<input type="text" value="0"/>	<input type="text" value="0"/>	0
<b>Total women</b>	541	304	129	152	23
<b>Total men + women</b>	952	515	223	244	48

Institution: CUNY Brooklyn College (190549)

User ID: P1905491

**Section II - Graduation Rates - Bachelor's or equivalent degree-seeking subcohort - Transfers/exclusions**

- In the columns below, report the status of those students in the BACHELOR'S OR EQUIVALENT DEGREE-SEEKING SUBCOHORT listed in Column 10 who did not complete a program within 150% of normal time to completion.
- Report transfers-out who did not complete a program in Column 30. If the mission of your institution includes providing substantial preparation for students to enroll in another eligible institution WITHOUT having completed a program, you must report transfer-out data in Column 30. A school is required to report only on those students that the school knows have transferred to another eligible institution. A school must document that the student actually transferred. If it is not part of your mission, you may report transfer-out data if you wish.
- Report eligible exclusions from the subcohort in Column 45. The ONLY allowable categories for this column are:  
Students who died or became permanently disabled  
Students who left school to serve in the armed forces (or have been called up to active duty)  
Students who left school to serve with a foreign aid service of the Federal Government  
Students who left school to serve on an official church mission
- Column 52 [No longer enrolled] will be calculated for you. This includes students who have dropped out as well as those who completed in greater than 150% of normal time.
- If you do not have any values to report in either Column 30, 45, or 51, you must enter at least one zero in a field on this screen to continue.

**Subcohort of full-time, first-time students seeking a bachelor's or equivalent degree**

- Report Hispanic/Latino individuals of any race as Hispanic/Latino
- Report race for non-Hispanic/Latino individuals only

**Men**

Screen 3 of 3

Cohort year 2009

	<u>Bachelor's or equivalent degree-seeking subcohort</u>	<u>Total completers within 150%</u>	<u>Total transfer- out students</u>	<u>Total exclusions</u>	<u>Still enrolled</u>	<u>No longer enrolled</u>
	(Column 10)	(Column 29)	(Column 30)	(Column 45)	(Column 51)	(Column 52)
<u>Nonresident alien</u>	17	8	4		0	5
<u>Hispanic/Latino</u>	43	17	10		4	12
<u>American Indian or Alaska Native</u>	0	0	0		0	0
<u>Asian</u>	112	57	36		4	15
<u>Black or African American</u>	55	26	9		6	14
<u>Native Hawaiian or Other Pacific Islander</u>	0	0	0		0	0
<u>White</u>	184	103	44		9	28
<u>Two or more races</u>	0	0	0		0	0
<u>Race and ethnicity unknown</u>	0	0	0		0	0
<b>Total men</b>	411	211	103	0	23	74

**Women**

Screen 3 of 3


Cohort year 2009

	<u>Bachelor's or equivalent degree-seeking subcohort</u>	<u>Total completers within 150%</u>	<u>Total transfer- out students</u>	<u>Total exclusions</u>	<u>Still enrolled</u>	<u>No longer enrolled</u>
	(Column 10)	(Column 29)	(Column 30)	(Column 45)	(Column 51)	(Column 52)
<u>Nonresident alien</u>	26	10	7		2	7
<u>Hispanic/Latino</u>	89	39	27		3	20
<u>American Indian or Alaska Native</u>	1	1	0		0	0
<u>Asian</u>	141	86	31		8	16
<u>Black or African American</u>	80	44	19		1	16
<u>Native Hawaiian or Other Pacific Islander</u>	0	0	0		0	0
<u>White</u>	204	124	41		5	34
Two or more races	0	0	0		0	0
<u>Race and ethnicity unknown</u>	0	0	0		0	0
<b>Total women</b>	541	304	125	0	19	93
<b>Total men + women</b>	952	515	228	0	42	167

Institution: CUNY Brooklyn College (190549)

User ID: P1905491

**Graduation and transfer-out rates**

Calculation of graduation and transfer-out rates			
Screen 1 of 2		Cohort year 2009	
		<u>Graduation rate</u>	<u>Transfer-out rate</u>
<b>Overall Rates (will be displayed on College Navigator)</b>		54	24
Men		51	25
Women		56	23
<b>Graduation rates displayed below in bold italics will be displayed on College Navigator</b>			
Graduation rates for students pursuing bachelor's or equivalent degrees			
	4 year graduation rate	5 year graduation rate	6 year graduation rate
<b>Men</b>	23	45	<b>51</b>
<b>Women</b>	24	52	<b>56</b>
<b>Total (men and women)</b>	23	49	<b>54</b>
<u>Nonresident alien</u>	14	37	<b>42</b>
<u>Hispanic/Latino</u>	6	34	<b>42</b>
<u>American Indian or Alaska Native</u>	0	100	<b>100</b>
<u>Asian</u>	25	52	<b>57</b>
<u>Black or African American</u>	23	46	<b>52</b>
<u>Native Hawaiian or Other Pacific Islander</u>			
<u>White</u>	30	55	<b>59</b>
<u>Two or more races</u>			
<u>Race and ethnicity unknown</u>			
<b>Do you wish to provide additional context notes?</b>			
<input type="radio"/> No		<input type="radio"/> Yes	
 <b>Note that certain information from these worksheets will be displayed on College Navigator, as noted. You may use the space below to <b>provide context</b> for these data. These context notes will be posted on the College Navigator website, and should be written to be understood by students and parents.</b>			
<div style="border: 1px solid gray; height: 80px; width: 100%; position: relative;"> <div style="position: absolute; top: -20px; right: 0; text-align: center;">             ^ v           </div> <div style="position: absolute; bottom: -20px; left: 0; text-align: center;">             &lt; &gt;           </div> </div>			

Institution: CUNY Brooklyn College (190549)

User ID: P1905491

**4-year average rates**

4-year average rates					
Screen 2 of 2					
Men					
	2006	2007	2008	2009	4-year Total
<u>Adjusted cohort</u>	588	557	538	411	2,094
Total <u>completers within 150%</u>	272	242	233	211	958
Total <u>transfer-out students</u>	164	163	148	103	578
Women					
	2006	2007	2008	2009	4-year Total
<u>Adjusted cohort</u>	766	743	792	541	2,842
Total <u>completers within 150%</u>	452	421	435	304	1,612
Total <u>transfer-out students</u>	181	198	202	125	706
Total (men and women)					
	2006	2007	2008	2009	4-year Total
<u>Adjusted cohort</u>	1,354	1,300	1,330	952	4,936
Total <u>completers within 150%</u>	724	663	668	515	2,570
Total <u>transfer-out students</u>	345	361	350	228	1,284
4-year average Student Right-to-Know completion or graduation rate calculation					52
(Total Completers within 150% / Adjusted Cohort)					
4-year average Student Right-to-Know transfer-out rate calculation					26
(Total Transfer-out Students / Adjusted Cohort)					

Institution: CUNY Brooklyn College (190549)

User ID: P1905491

**Summary****2015 IPEDS Graduation Rate Component Data Summary**

IPEDS collects important information regarding your institution. All data reported in IPEDS survey components become available in the IPEDS Data Center and appear as aggregated data in various Department of Education reports. Additionally, some of the reported data appears specifically for your institution through the College Navigator website and is included in your institution's Data Feedback Report (DFR). The purpose of this summary is to provide you an opportunity to view some of the data that, when accepted through the IPEDS quality control process, will appear on the College Navigator website and/or your DFR. College Navigator is updated approximately three months after the data collection period closes and Data Feedback Reports will be available through the [Data Center](#) and sent to your institution's CEO in November 2016.

Please review your data for accuracy. If you have questions about the data displayed below after reviewing the data reported on the survey screens, please contact the IPEDS Help Desk at: 1-877-225-2568 or [ipedshelp@rti.org](mailto:ipedshelp@rti.org).

Overall Graduation Rate	
Graduation Rate	54%
Total number of students in the Adjusted Cohort	952
Total number of completers within 150% of normal time	515

Overall Transfer-out Rate	
Transfer-out Rate	24%
Total number of students in the Adjusted Cohort	952
Total number of transfers-out within 150% of normal time	228

Graduation Rate for students pursuing Bachelor's Degrees	
Graduation Rate for Bachelor's Cohort	54%
Total number of students in the Adjusted Cohort	952
Total number of bachelor's degree completers within 150% of normal time	515

Institution: CUNY Brooklyn College (190549)

User ID: P1905491

[Edit Report](#)**Graduation Rates****CUNY Brooklyn College (190549)**

Source	Description	Severity	Resolved	Options
--------	-------------	----------	----------	---------

**Screen: Cohort, part 2**

Perform Edits	Your institution indicated that it offered other undergraduate degrees or certificates besides a bachelor's or equivalent degree in the IC Header survey, but you did not report an Other degree/certificate-seeking subcohort in Section I of this survey. Please correct your data or explain. (Error #4210)	Explanation	Yes	
Reason:	The majority of students enrolled in the certificate programs are in the Film Production Certificate program. Since 2009, there has been a steady decline in enrollment in that program. While that program declined, the Film Department witnessed growth and stability in its BA in Film Production. The Film Department will continue to review the status of the certificate and its viability as a program.			
Related Screens:	Cohort, part 2			