

Human Resources 2008-09

Institution: CUNY Brooklyn College (190549)

User ID: P81905491

Human Resources Screening Questions**Does your institution have any part-time staff?***If you answer **Yes** to this question, you will be provided the screens to report part-time staff in the **Employees by Assigned Position (EAP)** section.*☒

Yes

☐

No

Do ALL of the instructional staff at your institution fall into any of the following categories?*If you answer **Yes** to any of the questions below, the **Salaries** section is **NOT** applicable to your institution and you will **NOT** be required to report data for the **Salaries** section.*☒

No

☐

Yes Are ALL of the instructional staff military personnel?

☒

No

☐

Yes Do ALL of the instructional staff contribute their services (e.g., members of a religious order)?

☒

No

☐

Yes Do ALL of the instructional staff teach pre-clinical or clinical medicine?

The completion of the Fall Staff section is optional this year as it is in even-numbered years.Do you wish to complete the **Fall Staff section** this year?If you answer **No**, screens to report **Fall Staff** data will not be displayed.If you answer **Yes**, screens to report **Fall Staff** data will be displayed and you must complete ALL applicable **Fall Staff** screens.☐

No, I will not complete Fall Staff

☒

Yes, I will complete Fall Staff

You may use the space below to provide context for the data you've reported above.

Institution: CUNY Brooklyn College (190549)

User ID: P81905491

Human Resources Screening Questions

Did your institution hire any full-time permanent staff who were included on the payroll of the institution between July 1 and October 31, 2008 either for the *first time* or *after a break in service* AND who were still on the payroll of the institution as of November 1, 2008? (Exclude persons who have returned from sabbatical leave OR full-time staff who are working less-than-9-month contracts/teaching periods and whose primary responsibility is instruction, research, and/or public service.)

*If you answer **Yes** to this question and your institution has 15 or more full-time staff, you will be provided the screens to report **full-time permanent new hires** in the **Fall Staff section (long version)**.*



Yes

No

Institution: CUNY Brooklyn College (190549)

User ID: P81905491

Screening questions - Method of reporting race and ethnicity for this component**Race/ethnicity question****Which method of reporting race and ethnicity will you use for this component?**NEW race/ethnicity categories (9 categories):

Notes:

- Report Hispanic/Latino individuals of any race as Hispanic/Latino
- Report race for non-Hispanic/Latino individuals only

Nonresident alienHispanic/LatinoAmerican Indian or Alaska NativeAsianBlack or African AmericanNative Hawaiian or Other Pacific IslanderWhite

Two or more races

Race and ethnicity unknownOLD race/ethnicity categories (7 categories):Nonresident alienBlack, non-HispanicAmerican Indian/Alaska NativeAsian/Pacific IslanderHispanicWhite, non-HispanicRace and ethnicity unknownMIXTURE of new and old race/ethnicity categories (all 14 categories will show on each screen):**NEW categories:**

Notes for NEW categories:

- Report Hispanic/Latino individuals of any race as Hispanic/Latino
- Report race for non-Hispanic/Latino individuals only

Hispanic/LatinoAmerican Indian or Alaska NativeAsianBlack or African AmericanNative Hawaiian or Other Pacific IslanderWhite

Two or more races

OLD categories:

Black, non-Hispanic

American Indian/Alaska Native

Asian/Pacific Islander

Hispanic

White, non-Hispanic

Categories used in BOTH New and Old:

Nonresident alien


Race and ethnicity unknown

Institution: CUNY Brooklyn College (190549)

User ID: P81905491

Part A - Employees by Assigned Position - Full-time staffNumber of full-time staff by faculty status and primary function/occupational activity

As of November 1, 2008

Primary function/ occupational activity (mutually exclusive categories)	Faculty status				Total
	<u>Tenured</u>	<u>On tenure track</u>	Not on tenure track/ no tenure system	Without faculty status	
<u>Primarily instruction</u>					0
<u>Instruction/research/public service</u>	357	144	32		533
Primarily instruction + Instruction/research/public service	357	144	32	0	533
<u>Primarily research</u>					0
<u>Primarily public service</u>					0
Primarily instruction + Instruction/research/public service + Primarily research + Primarily public service	357	144	32	0	533
<u>Executive/administrative/managerial</u>				118	118
<u>Other professionals (support/service)</u>				140	140
<u>Technical and paraprofessionals</u>				55	55
<u>Clerical and secretarial</u>				161	161
<u>Skilled crafts</u>				32	32
<u>Service/Maintenance</u>				143	143
Total full time	357	144	 32	649	1,182
Total from prior year	349	127	54	640	1,170

Institution: CUNY Brooklyn College (190549)

User ID: P81905491

Part B - Employees by Assigned Position - Part-time staffNumber of part-time staff by faculty status and primary function/occupational activity

As of November 1, 2008

Primary function/ occupational activity (mutually exclusive categories)	Faculty status			Without faculty status	Total	<u>Graduate assistants</u>
	<u>Tenured</u>	<u>On tenure track</u>	Not on tenure track/ no tenure system			
<u>Primarily instruction</u>	<input type="text"/>	<input type="text"/>	<input type="text"/>	<input type="text"/>	0	<input type="text"/>
<u>Instruction/research/public service</u>	<input type="text"/>	<input type="text"/>	801	<input type="text"/>	801	53
Primarily instruction + Instruction/research/public service	0	0	801	0	801	53
<u>Primarily research</u>	<input type="text"/>	<input type="text"/>	<input type="text"/>	<input type="text"/>	0	<input type="text"/>
<u>Primarily public service</u>	<input type="text"/>	<input type="text"/>	<input type="text"/>	<input type="text"/>	0	<input type="text"/>
Primarily instruction + Instruction/research/public service + Primarily research + Primarily public service	0	0	801	0	801	53
<u>Executive/administrative/managerial</u>	<input type="text"/>	<input type="text"/>	<input type="text"/>	<input type="text"/>	0	<input type="text"/>
<u>Other professionals (support/service)</u>	<input type="text"/>	<input type="text"/>	<input type="text"/>	43	43	<input type="text"/>
<u>Technical and paraprofessionals</u>				26	26	<input type="text"/>
<u>Clerical and secretarial</u>				630	630	<input type="text"/>
<u>Skilled crafts</u>				<input type="text"/>	0	<input type="text"/>
<u>Service/Maintenance</u>				23	23	<input type="text"/>
Total part time	0	0	801	722	1,523	53
Total from prior year			650	722	1,372	60

Institution: CUNY Brooklyn College (190549)

User ID: P81905491

Part C - Employees by Assigned Position - Total number of staff**Total number of staff by employment status and primary function/occupational activity**

As of November 1, 2008						
Primary function/occupational activity	Full-time	Full-time py	Part-time	Part-time py	Graduate assistants	Total including Graduate assistants
<u>Primarily instruction</u>	0		0		0	0
<u>Instruction/research/public service</u>	533	530	801	650	53	1,387
Primarily instruction + Instruction/research/public service	533	530	801	650	53	1,387
<u>Primarily research</u>	0		0		0	0
<u>Primarily public service</u>	0		0		0	0
Primarily instruction + Instruction/research/public service + Primarily research + Primarily public service	533	530	801	650	53	1,387
<u>Executive/administrative/managerial</u>	118	114	0		0	118
<u>Other professionals (support/service)</u>	140	124	43	45	0	183
<u>Technical and paraprofessionals</u>	55	56	26	34	0	81
<u>Clerical and secretarial</u>	161	169	630	622	0	791
<u>Skilled crafts</u>	32	31	0		0	32
<u>Service/Maintenance</u>	143	146	23	21	0	166
Grand total	1,182	1,170	1,523	1,372	53	2,758

Institution: CUNY Brooklyn College (190549)

User ID: P81905491

Part D - Salaries - Full-time instructional staff by contract length/teaching period - Headcount**Number of full-time instructional staff by contract length/teaching period, gender, and academic rank****As of November 1, 2008**

Gender and academic rank	Less-than-9-month	9/10-month	11/12-month	Total
Men				
Professors	<input type="text"/>	<input type="text" value="128"/>	<input type="text"/>	128
Associate professors	<input type="text"/>	<input type="text" value="90"/>	<input type="text"/>	90
Assistant professors	<input type="text"/>	<input type="text" value="64"/>	<input type="text"/>	64
Instructors	<input type="text"/>	<input type="text" value="6"/>	<input type="text"/>	6
Lecturers	<input type="text"/>	<input type="text" value="12"/>	<input type="text"/>	12
No academic rank	<input type="text"/>	<input type="text"/>	<input type="text"/>	0
Total men	0	300	0	300
Women				
Professors	<input type="text"/>	<input type="text" value="66"/>	<input type="text"/>	66
Associate professors	<input type="text"/>	<input type="text" value="64"/>	<input type="text"/>	64
Assistant professors	<input type="text"/>	<input type="text" value="91"/>	<input type="text"/>	91
Instructors	<input type="text"/>	<input type="text" value="9"/>	<input type="text"/>	9
Lecturers	<input type="text"/>	<input type="text" value="3"/>	<input type="text"/>	3
No academic rank	<input type="text"/>	<input type="text"/>	<input type="text"/>	0
Total women	0	233	0	233
Total (men + women)	0	533	0	533
Total from EAP, full-time non-medical section (Primarily instruction + Instruction/research/public service lines)				533
Total from prior year (Salaries section)		530		530



Institution: CUNY Brooklyn College (190549)

User ID: P81905491

Part D - Salaries - Full-time instructional staff on 9/10-month contracts/teaching periods - Faculty status

**** Applicable to 4-year degree-granting institutions only ****

Number of full-time instructional staff on 9/10-month contracts/teaching periods by faculty status, gender, and academic rank

As of November 1, 2008					
Gender and academic rank	Faculty status				Total from Part D (Headcount screen)
	<u>Tenured</u>	<u>On tenure track</u>	Not on tenure track/ no tenure system	Without faculty status	
Men					
Professors	<div>126</div>	<div></div>	<div>2</div>	<div></div>	128
Associate Professors	<div>74</div>	<div>15</div>	<div>1</div>	<div></div>	90
Assistant Professors	<div>13</div>	<div>44</div>	<div>7</div>	<div></div>	64
Instructors	<div></div>	<div></div>	<div>6</div>	<div></div>	6
Lecturers	<div>8</div>	<div>4</div>	<div></div>	<div></div>	12
No academic rank	<div></div>	<div></div>	<div></div>	<div></div>	
Total men	221	63	<div> 16</div>	0	300
Total men prior year	223	58	23	0	304
Women					
Professors	<div>63</div>	<div>1</div>	<div>2</div>	<div></div>	66
Associate Professors	<div>54</div>	<div>9</div>	<div>1</div>	<div></div>	64
Assistant Professors	<div>18</div>	<div>69</div>	<div>4</div>	<div></div>	91
Instructors	<div></div>	<div></div>	<div>9</div>	<div></div>	9
Lecturers	<div>1</div>	<div>2</div>	<div></div>	<div></div>	3
No academic rank	<div></div>	<div></div>	<div></div>	<div></div>	
Total women	136	81	<div> 16</div>	0	233
Total women prior year	126	69	31	0	226
Total (men + women)	357	144	32	0	533

Institution: CUNY Brooklyn College (190549)

User ID: P81905491

Part E - Salaries - Full-time instructional staff on 9/10-month contracts/teaching periods - Salary outlays

Salaries of full-time instructional staff on 9/10-month contracts/teaching periods by gender and academic rank

As of November 1, 2008				
Gender and academic rank	Number	Salary outlays	Average salary	Prior year Average salary
Men				
Professors	128	13,727,283	107,244	102,482
Associate professors	90	7,457,210	82,858	77,763
Assistant professors	64	4,317,370	67,459	62,311
Instructors	6	283,737	47,290	44,955
Lecturers	12	794,429	66,202	61,829
No academic rank				
Total men	300	26,580,029		
Women				
Professors	66	6,936,794	105,103	96,896
Associate professors	64	5,319,708	83,120	77,126
Assistant professors	91	6,222,834	68,383	62,925
Instructors	9	444,166	49,352	45,849
Lecturers	3	185,841	61,947	58,691
No academic rank				
Total women	233	19,109,343		
Total (men + women)	533	45,689,372		

Institution: CUNY Brooklyn College (190549)

User ID: P81905491

Part F - Salaries - Full-time instructional staff on 9/10-month contracts/teaching periods - Fringe benefitsFringe benefits of full-time instructional staff on 9/10-month contracts/teaching periods

As of November 1, 2008

Fringe benefits	Number covered	Expenditures	Average expenditures	Prior year Average expenditures
<u>Retirement plans (other than Social Security) - Vested within 5-years</u>	533	5,157,841	9,677	9,197
Retirement plans (other than Social Security) - Vested after 5-years				
Medical/dental plans	533	4,341,818	8,146	7,815
Group life insurance				
<u>Other insurance benefits (cafeteria plan, etc.)</u>	533	20,787	39	41
Guaranteed disability income protection				
Tuition plan (dependents only)				
Unrestricted				
<u>Restricted</u>				
Housing plan				
Unrestricted				
<u>Restricted</u>				
Social Security taxes	533	3,413,105	6,404	5,947
Unemployment compensation taxes	533	37,843	71	78
Worker's compensation taxes	533	102,869	193	199
Other benefits in kind with cash options				
Total expenditures		13,074,263		

Institution: CUNY Brooklyn College (190549)

User ID: P81905491

Part G - Fall Staff - Full-time instruction/research/public service staff - Tenured

Number of full-time staff with faculty status who are Tenured and whose primary responsibility is instruction, research, and/or public service by academic rank, gender, and race/ethnicity

As of November 1, 2008

Gender and race/ethnicity	Professors	Associate professors	Assistant professors	Instructors	Lecturers	No academic rank	Total
Men							
<u>Nonresident alien</u>	0	1	1		0		2
<u>Black, non-Hispanic</u>	6	6	1		3		16
<u>American Indian/Alaska Native</u>	0	1	0		0		1
<u>Asian/Pacific Islander</u>	8	8	1		0		17
<u>Hispanic</u>	3	2	1		2		8
<u>White, non-Hispanic</u>	109	56	9		3		177
<u>Race and ethnicity unknown</u>	0	0	0		0		0
Total men	126	74	13	0	8	0	221
Women							
<u>Nonresident alien</u>	0	0	0		0		0
<u>Black, non-Hispanic</u>	3	2	1		0		6
<u>American Indian/Alaska Native</u>	0	0	1		0		1
<u>Asian/Pacific Islander</u>	0	1	4		1		6
<u>Hispanic</u>	4	3	3		0		10
<u>White, non-Hispanic</u>	56	48	9		0		113
<u>Race and ethnicity unknown</u>	0	0	0		0		0
Total women	63	54	18	0	1	0	136
Total (men+women)	189	128	31	0	9	0	357
Total from EAP							357

Institution: CUNY Brooklyn College (190549)

User ID: P81905491

Part G - Fall Staff - Full-time instruction/research/public service staff - On tenure track

Number of full-time staff with faculty status who are On tenure track and whose primary responsibility is instruction, research, and/or public service by academic rank, gender, and race/ethnicity

As of November 1, 2008

Gender and race/ethnicity	Professors	Associate professors	Assistant professors	Instructors	Lecturers	No academic rank	Total
Men							
<u>Nonresident alien</u>	<input type="text" value="0"/>	<input type="text" value="0"/>	<input type="text" value="8"/>	<input type="text"/>	<input type="text" value="0"/>	<input type="text"/>	8
<u>Black, non-Hispanic</u>	<input type="text" value="0"/>	<input type="text" value="0"/>	<input type="text" value="5"/>	<input type="text"/>	<input type="text" value="0"/>	<input type="text"/>	5
<u>American Indian/Alaska Native</u>	<input type="text" value="0"/>	<input type="text" value="0"/>	<input type="text" value="0"/>	<input type="text"/>	<input type="text" value="0"/>	<input type="text"/>	0
<u>Asian/Pacific Islander</u>	<input type="text" value="0"/>	<input type="text" value="4"/>	<input type="text" value="6"/>	<input type="text"/>	<input type="text" value="0"/>	<input type="text"/>	10
<u>Hispanic</u>	<input type="text" value="0"/>	<input type="text" value="0"/>	<input type="text" value="3"/>	<input type="text"/>	<input type="text" value="0"/>	<input type="text"/>	3
<u>White, non-Hispanic</u>	<input type="text" value="0"/>	<input type="text" value="11"/>	<input type="text" value="22"/>	<input type="text"/>	<input type="text" value="4"/>	<input type="text"/>	37
<u>Race and ethnicity unknown</u>	<input type="text" value="0"/>	<input type="text" value="0"/>	<input type="text" value="0"/>	<input type="text"/>	<input type="text" value="0"/>	<input type="text"/>	0
Total men	0	15	44	0	4	0	63
Women							
<u>Nonresident alien</u>	<input type="text" value="0"/>	<input type="text" value="0"/>	<input type="text" value="4"/>	<input type="text"/>	<input type="text" value="0"/>	<input type="text"/>	4
<u>Black, non-Hispanic</u>	<input type="text" value="0"/>	<input type="text" value="0"/>	<input type="text" value="8"/>	<input type="text"/>	<input type="text" value="0"/>	<input type="text"/>	8
<u>American Indian/Alaska Native</u>	<input type="text" value="0"/>	<input type="text" value="0"/>	<input type="text" value="0"/>	<input type="text"/>	<input type="text" value="0"/>	<input type="text"/>	0
<u>Asian/Pacific Islander</u>	<input type="text" value="0"/>	<input type="text" value="1"/>	<input type="text" value="9"/>	<input type="text"/>	<input type="text" value="0"/>	<input type="text"/>	10
<u>Hispanic</u>	<input type="text" value="0"/>	<input type="text" value="0"/>	<input type="text" value="7"/>	<input type="text"/>	<input type="text" value="0"/>	<input type="text"/>	7
<u>White, non-Hispanic</u>	<input type="text" value="1"/>	<input type="text" value="8"/>	<input type="text" value="41"/>	<input type="text"/>	<input type="text" value="2"/>	<input type="text"/>	52
<u>Race and ethnicity unknown</u>	<input type="text" value="0"/>	<input type="text" value="0"/>	<input type="text" value="0"/>	<input type="text"/>	<input type="text" value="0"/>	<input type="text"/>	0
Total women	1	9	69	0	2	0	81
Total (men+women)	1	24	113	0	6	0	144
Total from EAP							144

Institution: CUNY Brooklyn College (190549)

User ID: P81905491

Part G - Fall Staff - Full-time instruction/research/public service staff - Not on tenure track/no tenure system

Number of full-time staff with faculty status who are Not on tenure track and whose primary responsibility is instruction, research, and/or public service OR number of full-time staff whose primary responsibility is instruction, research, and/or public service and who work at an institution with No tenure system by academic rank, gender, and race/ethnicity

As of November 1, 2008							
Gender and race/ethnicity	Professors	Associate professors	Assistant professors	Instructors	Lecturers	No academic rank	Total
Men							
<u>Nonresident alien</u>	<input type="text" value="0"/>	<input type="text" value="0"/>	<input type="text" value="0"/>	<input type="text" value="0"/>	<input type="text"/>	<input type="text"/>	0
<u>Black, non-Hispanic</u>	<input type="text" value="0"/>	<input type="text" value="0"/>	<input type="text" value="0"/>	<input type="text" value="2"/>	<input type="text"/>	<input type="text"/>	2
<u>American Indian/Alaska Native</u>	<input type="text" value="0"/>	<input type="text" value="0"/>	<input type="text" value="0"/>	<input type="text" value="0"/>	<input type="text"/>	<input type="text"/>	0
<u>Asian/Pacific Islander</u>	<input type="text" value="0"/>	<input type="text" value="0"/>	<input type="text" value="0"/>	<input type="text" value="1"/>	<input type="text"/>	<input type="text"/>	1
<u>Hispanic</u>	<input type="text" value="0"/>	<input type="text" value="0"/>	<input type="text" value="0"/>	<input type="text" value="0"/>	<input type="text"/>	<input type="text"/>	0
<u>White, non-Hispanic</u>	<input type="text" value="2"/>	<input type="text" value="1"/>	<input type="text" value="7"/>	<input type="text" value="3"/>	<input type="text"/>	<input type="text"/>	13
<u>Race and ethnicity unknown</u>	<input type="text" value="0"/>	<input type="text" value="0"/>	<input type="text" value="0"/>	<input type="text" value="0"/>	<input type="text"/>	<input type="text"/>	0
Total men	2	1	7	6	0	0	16
Women							
<u>Nonresident alien</u>	<input type="text" value="0"/>	<input type="text" value="0"/>	<input type="text" value="1"/>	<input type="text" value="0"/>	<input type="text"/>	<input type="text"/>	1
<u>Black, non-Hispanic</u>	<input type="text" value="0"/>	<input type="text" value="0"/>	<input type="text" value="0"/>	<input type="text" value="0"/>	<input type="text"/>	<input type="text"/>	0
<u>American Indian/Alaska Native</u>	<input type="text" value="0"/>	<input type="text" value="0"/>	<input type="text" value="0"/>	<input type="text" value="0"/>	<input type="text"/>	<input type="text"/>	0
<u>Asian/Pacific Islander</u>	<input type="text" value="0"/>	<input type="text" value="0"/>	<input type="text" value="0"/>	<input type="text" value="2"/>	<input type="text"/>	<input type="text"/>	2
<u>Hispanic</u>	<input type="text" value="0"/>	<input type="text" value="0"/>	<input type="text" value="0"/>	<input type="text" value="1"/>	<input type="text"/>	<input type="text"/>	1
<u>White, non-Hispanic</u>	<input type="text" value="2"/>	<input type="text" value="1"/>	<input type="text" value="3"/>	<input type="text" value="6"/>	<input type="text"/>	<input type="text"/>	12
<u>Race and ethnicity unknown</u>	<input type="text" value="0"/>	<input type="text" value="0"/>	<input type="text" value="0"/>	<input type="text" value="0"/>	<input type="text"/>	<input type="text"/>	0
Total women	2	1	4	9	0	0	16
Total (men+women)	4	2	11	15	0	0	32
Total from EAP							32

Institution: CUNY Brooklyn College (190549)

User ID: P81905491

Part G - Fall Staff - Full-time instruction/research/public service staff - Without faculty status**Number of full-time staff Without faculty status whose primary responsibility is instruction, research, and/or public service by gender and race/ethnicity****As of November 1, 2008**

Gender and race/ethnicity	Total
Men	
<u>Nonresident alien</u>	<input type="text"/>
<u>Black, non-Hispanic</u>	<input type="text"/>
<u>American Indian/Alaska Native</u>	<input type="text"/>
<u>Asian/Pacific Islander</u>	<input type="text"/>
<u>Hispanic</u>	<input type="text"/>
<u>White, non-Hispanic</u>	<input type="text"/>
<u>Race and ethnicity unknown</u>	<input type="text"/>
Total men	0
Women	
<u>Nonresident alien</u>	<input type="text"/>
<u>Black, non-Hispanic</u>	<input type="text"/>
<u>American Indian/Alaska Native</u>	<input type="text"/>
<u>Asian/Pacific Islander</u>	<input type="text"/>
<u>Hispanic</u>	<input type="text"/>
<u>White, non-Hispanic</u>	<input type="text"/>
<u>Race and ethnicity unknown</u>	<input type="text"/>
Total women	0
Total (men+women)	0
Total from EAP	0

Institution: CUNY Brooklyn College (190549)

User ID: P81905491

Part G - Fall Staff - Full-time instruction/research/public service staff - Totals

Total number of full-time staff whose primary responsibility is instruction, research, and/or public service by gender and race/ethnicity

As of November 1, 2008			
	Total men	Total women	Total (men+women)
<u>Nonresident alien</u>	10	5	15
<u>Black, non-Hispanic</u>	23	14	37
<u>American Indian/Alaska Native</u>	1	1	2
<u>Asian/Pacific Islander</u>	28	18	46
<u>Hispanic</u>	11	18	29
<u>White, non-Hispanic</u>	227	177	404
<u>Race and ethnicity unknown</u>	0	0	0
Total (must equal Part H (next part))	300	233	533

Institution: CUNY Brooklyn College (190549)

User ID: P81905491

Part H - Fall Staff - Full-time instruction/research/public service staff by contract length/teaching period - Headcount

Number of full-time staff whose primary responsibility is instruction, research, and/or public service by contract length/teaching period, gender, and race/ethnicity

(Include all staff from these functions, including those with and without faculty status.)

As of November 1, 2008					
Gender and race/ethnicity	Less-than-9-month	9/10-month	11/12-month	Total	Total from Part G
Men					
<u>Nonresident Alien</u>	<input type="text"/>	<input type="text" value="10"/>	<input type="text" value="0"/>	10	10
<u>Black, non-Hispanic</u>	<input type="text"/>	<input type="text" value="23"/>	<input type="text" value="0"/>	23	23
<u>American Indian/Alaska Native</u>	<input type="text"/>	<input type="text" value="1"/>	<input type="text" value="0"/>	1	1
<u>Asian/Pacific Islander</u>	<input type="text"/>	<input type="text" value="28"/>	<input type="text" value="0"/>	28	28
<u>Hispanic</u>	<input type="text"/>	<input type="text" value="11"/>	<input type="text" value="0"/>	11	11
<u>White, non-Hispanic</u>	<input type="text"/>	<input type="text" value="227"/>	<input type="text" value="0"/>	227	227
<u>Race/ethnicity unknown</u>	<input type="text"/>	<input type="text" value="0"/>	<input type="text" value="0"/>	0	0
Total men	0	300	0	300	300
Women					
<u>Nonresident Alien</u>	<input type="text"/>	<input type="text" value="5"/>	<input type="text" value="0"/>	5	5
<u>Black, non-Hispanic</u>	<input type="text"/>	<input type="text" value="14"/>	<input type="text" value="0"/>	14	14
<u>American Indian/Alaska Native</u>	<input type="text"/>	<input type="text" value="1"/>	<input type="text" value="0"/>	1	1
<u>Asian/Pacific Islander</u>	<input type="text"/>	<input type="text" value="18"/>	<input type="text" value="0"/>	18	18
<u>Hispanic</u>	<input type="text"/>	<input type="text" value="18"/>	<input type="text" value="0"/>	18	18
<u>White, non-Hispanic</u>	<input type="text"/>	<input type="text" value="177"/>	<input type="text" value="0"/>	177	177
<u>Race/ethnicity unknown</u>	<input type="text"/>	<input type="text" value="0"/>	<input type="text" value="0"/>	0	0
Total women	0	233	0	233	233
Total (men+women)	0	533	0	533	533
Total from EAP				533	
Total (men+women) from Fall 2007		530			

Institution: CUNY Brooklyn College (190549)

User ID: P81905491

Part H - Fall Staff - Full-time instruction/research/public service staff on 9/10-month contracts/teaching periods - Salary class intervals

Number of full-time staff on 9/10-month contracts/teaching periods whose primary responsibility is instruction, research, and/or public service by salary class intervals, gender, and race/ethnicity

(Include all staff from these functions, including those with and without faculty status.)

As of November 1, 2008

Gender and race/ethnicity	Below \$30,000	30,000-39,999	40,000-49,999	50,000-64,999	65,000-79,999	80,000-99,999	100,000 and above	Total from Part H (Headcount screen)
Men								
<u>Nonresident Alien</u>			0	4	6	0	0	10
<u>Black, non-Hispanic</u>			2	1	10	4	6	23
<u>American Indian/Alaska Native</u>			0	0	0	1	0	1
<u>Asian/Pacific Islander</u>			1	1	9	10	7	28
<u>Hispanic</u>			0	1	7	2	1	11
<u>White, non-Hispanic</u>			4	17	55	59	92	227
<u>Race/ethnicity unknown</u>			0	0	0	0	0	0
Total men	0	0	7	24	87	76	106	300
Women								
<u>Nonresident alien</u>			0	1	4	0	0	5
<u>Black, non-Hispanic</u>			0	0	9	4	1	14
<u>American Indian/Alaska Native</u>			0	0	1	0	0	1
<u>Asian/Pacific Islander</u>			0	2	15	1	0	18
<u>Hispanic</u>			0	1	12	1	4	18
<u>White, non-Hispanic</u>			5	20	57	46	49	177
<u>Race/ethnicity unknown</u>			0	0	0	0	0	0
Total women	0	0	5	24	98	52	54	233
Total (men+women)	0	0	12	48	185	128	160	533

Institution: CUNY Brooklyn College (190549)

User ID: P81905491

Part I - Fall Staff - Full-time executive/administrative/managerial staff - Salary class intervals**Number of full-time executive/administrative/managerial staff by salary class intervals, gender, and race/ethnicity**

	As of November 1, 2008							
Gender and race/ethnicity	Below \$30,000	30,000-39,999	40,000-49,999	50,000-64,999	65,000-79,999	80,000-99,999	100,000 and above	Total
Men								
Nonresident alien	<input type="text"/>	<input type="text"/>	<input type="text"/>	<input type="text" value="0"/>	<input type="text" value="0"/>	<input type="text" value="0"/>	<input type="text" value="0"/>	0
Black, non-Hispanic	<input type="text"/>	<input type="text"/>	<input type="text"/>	<input type="text" value="0"/>	<input type="text" value="1"/>	<input type="text" value="4"/>	<input type="text" value="2"/>	7
American Indian/Alaska Native	<input type="text"/>	<input type="text"/>	<input type="text"/>	<input type="text" value="0"/>	<input type="text" value="0"/>	<input type="text" value="0"/>	<input type="text" value="0"/>	0
Asian/Pacific Islander	<input type="text"/>	<input type="text"/>	<input type="text"/>	<input type="text" value="1"/>	<input type="text" value="0"/>	<input type="text" value="5"/>	<input type="text" value="1"/>	7
Hispanic	<input type="text"/>	<input type="text"/>	<input type="text"/>	<input type="text" value="0"/>	<input type="text" value="2"/>	<input type="text" value="1"/>	<input type="text" value="1"/>	4
White, non-Hispanic	<input type="text"/>	<input type="text"/>	<input type="text"/>	<input type="text" value="0"/>	<input type="text" value="8"/>	<input type="text" value="12"/>	<input type="text" value="20"/>	40
Race and ethnicity unknown	<input type="text"/>	<input type="text"/>	<input type="text"/>	<input type="text" value="0"/>	<input type="text" value="0"/>	<input type="text" value="0"/>	<input type="text" value="0"/>	0
Total men	0	0	0	1	11	22	24	58
Women								
Nonresident alien	<input type="text"/>	<input type="text"/>	<input type="text"/>	<input type="text" value="0"/>	<input type="text" value="0"/>	<input type="text" value="0"/>	<input type="text" value="1"/>	1
Black, non-Hispanic	<input type="text"/>	<input type="text"/>	<input type="text"/>	<input type="text" value="1"/>	<input type="text" value="6"/>	<input type="text" value="5"/>	<input type="text" value="2"/>	14
American Indian/Alaska Native	<input type="text"/>	<input type="text"/>	<input type="text"/>	<input type="text" value="0"/>	<input type="text" value="0"/>	<input type="text" value="0"/>	<input type="text" value="0"/>	0
Asian/Pacific Islander	<input type="text"/>	<input type="text"/>	<input type="text"/>	<input type="text" value="0"/>	<input type="text" value="0"/>	<input type="text" value="2"/>	<input type="text" value="0"/>	2
Hispanic	<input type="text"/>	<input type="text"/>	<input type="text"/>	<input type="text" value="0"/>	<input type="text" value="3"/>	<input type="text" value="2"/>	<input type="text" value="3"/>	8
White, non-Hispanic	<input type="text"/>	<input type="text"/>	<input type="text"/>	<input type="text" value="0"/>	<input type="text" value="7"/>	<input type="text" value="13"/>	<input type="text" value="15"/>	35
Race and ethnicity unknown	<input type="text"/>	<input type="text"/>	<input type="text"/>	<input type="text" value="0"/>	<input type="text" value="0"/>	<input type="text" value="0"/>	<input type="text" value="0"/>	0
Total women	0	0	0	1	16	22	21	60
Total (men+women)	0	0	0	2	27	44	45	118
Total from EAP								118

Institution: CUNY Brooklyn College (190549)

User ID: P81905491

Part I - Fall Staff - Full-time other professional (support/service) staff - Salary class intervals**Number of full-time other professional (support/service) staff by salary class intervals, gender, and race/ethnicity**

As of November 1, 2008								
Gender and race/ethnicity	Below \$30,000	30,000-39,999	40,000-49,999	50,000-64,999	65,000-79,999	80,000-99,999	100,000 and above	Total
Men								
<u>Nonresident alien</u>	<input type="text"/>	<input type="text" value="0"/>	<input type="text" value="0"/>	<input type="text" value="0"/>	<input type="text" value="0"/>	<input type="text" value="0"/>	<input type="text" value="0"/>	0
<u>Black, non-Hispanic</u>	<input type="text"/>	<input type="text" value="3"/>	<input type="text" value="2"/>	<input type="text" value="1"/>	<input type="text" value="7"/>	<input type="text" value="0"/>	<input type="text" value="0"/>	13
<u>American Indian/Alaska Native</u>	<input type="text"/>	<input type="text" value="0"/>	<input type="text" value="0"/>	<input type="text" value="0"/>	<input type="text" value="0"/>	<input type="text" value="0"/>	<input type="text" value="0"/>	0
<u>Asian/Pacific Islander</u>	<input type="text"/>	<input type="text" value="0"/>	<input type="text" value="0"/>	<input type="text" value="1"/>	<input type="text" value="2"/>	<input type="text" value="1"/>	<input type="text" value="0"/>	4
<u>Hispanic</u>	<input type="text"/>	<input type="text" value="1"/>	<input type="text" value="3"/>	<input type="text" value="0"/>	<input type="text" value="2"/>	<input type="text" value="0"/>	<input type="text" value="0"/>	6
<u>White, non-Hispanic</u>	<input type="text"/>	<input type="text" value="1"/>	<input type="text" value="6"/>	<input type="text" value="10"/>	<input type="text" value="15"/>	<input type="text" value="2"/>	<input type="text" value="1"/>	35
<u>Race and ethnicity unknown</u>	<input type="text"/>	<input type="text" value="0"/>	<input type="text" value="0"/>	<input type="text" value="0"/>	<input type="text" value="0"/>	<input type="text" value="0"/>	<input type="text" value="0"/>	0
Total men	0	5	11	12	26	3	1	58
Women								
<u>Nonresident alien</u>	<input type="text"/>	<input type="text" value="0"/>	<input type="text" value="1"/>	<input type="text" value="0"/>	<input type="text" value="0"/>	<input type="text" value="0"/>	<input type="text" value="0"/>	1
<u>Black, non-Hispanic</u>	<input type="text"/>	<input type="text" value="3"/>	<input type="text" value="10"/>	<input type="text" value="10"/>	<input type="text" value="7"/>	<input type="text" value="0"/>	<input type="text" value="0"/>	30
<u>American Indian/Alaska Native</u>	<input type="text"/>	<input type="text" value="0"/>	<input type="text" value="0"/>	<input type="text" value="0"/>	<input type="text" value="0"/>	<input type="text" value="0"/>	<input type="text" value="0"/>	0
<u>Asian/Pacific Islander</u>	<input type="text"/>	<input type="text" value="0"/>	<input type="text" value="5"/>	<input type="text" value="3"/>	<input type="text" value="1"/>	<input type="text" value="0"/>	<input type="text" value="0"/>	9
<u>Hispanic</u>	<input type="text"/>	<input type="text" value="0"/>	<input type="text" value="3"/>	<input type="text" value="2"/>	<input type="text" value="5"/>	<input type="text" value="0"/>	<input type="text" value="0"/>	10
<u>White, non-Hispanic</u>	<input type="text"/>	<input type="text" value="3"/>	<input type="text" value="5"/>	<input type="text" value="14"/>	<input type="text" value="9"/>	<input type="text" value="1"/>	<input type="text" value="0"/>	32
<u>Race and ethnicity unknown</u>	<input type="text"/>	<input type="text" value="0"/>	<input type="text" value="0"/>	<input type="text" value="0"/>	<input type="text" value="0"/>	<input type="text" value="0"/>	<input type="text" value="0"/>	0
Total women	0	6	24	29	22	1	0	82
Total (men+women)	0	11	35	41	48	4	1	140
Total from EAP								140

Institution: CUNY Brooklyn College (190549)

User ID: P81905491

Part I - Fall Staff - Full-time technical and paraprofessional staff - Salary class intervalsNumber of full-time technical and paraprofessional staff by salary class intervals, gender, and race/ethnicity

As of November 1, 2008						
Gender and race/ethnicity	Below \$20,000	20,000-29,999	30,000-39,999	40,000-49,999	50,000 and above	Total
Men						
<u>Nonresident alien</u>	<input type="text"/>	<input type="text"/>	<input type="text" value="0"/>	<input type="text" value="0"/>	<input type="text" value="0"/>	0
<u>Black, non-Hispanic</u>	<input type="text"/>	<input type="text"/>	<input type="text" value="0"/>	<input type="text" value="4"/>	<input type="text" value="6"/>	10
<u>American Indian/Alaska Native</u>	<input type="text"/>	<input type="text"/>	<input type="text" value="0"/>	<input type="text" value="0"/>	<input type="text" value="0"/>	0
<u>Asian/Pacific Islander</u>	<input type="text"/>	<input type="text"/>	<input type="text" value="1"/>	<input type="text" value="0"/>	<input type="text" value="0"/>	1
<u>Hispanic</u>	<input type="text"/>	<input type="text"/>	<input type="text" value="1"/>	<input type="text" value="2"/>	<input type="text" value="2"/>	5
<u>White, non-Hispanic</u>	<input type="text"/>	<input type="text"/>	<input type="text" value="0"/>	<input type="text" value="5"/>	<input type="text" value="17"/>	22
<u>Race and ethnicity unknown</u>	<input type="text"/>	<input type="text"/>	<input type="text" value="0"/>	<input type="text" value="0"/>	<input type="text" value="0"/>	0
Total men	0	0	2	11	25	38
Women						
<u>Nonresident alien</u>	<input type="text"/>	<input type="text"/>	<input type="text" value="0"/>	<input type="text" value="0"/>	<input type="text" value="0"/>	0
<u>Black, non-Hispanic</u>	<input type="text"/>	<input type="text"/>	<input type="text" value="0"/>	<input type="text" value="3"/>	<input type="text" value="1"/>	4
<u>American Indian/Alaska Native</u>	<input type="text"/>	<input type="text"/>	<input type="text" value="0"/>	<input type="text" value="0"/>	<input type="text" value="0"/>	0
<u>Asian/Pacific Islander</u>	<input type="text"/>	<input type="text"/>	<input type="text" value="0"/>	<input type="text" value="0"/>	<input type="text" value="0"/>	0
<u>Hispanic</u>	<input type="text"/>	<input type="text"/>	<input type="text" value="0"/>	<input type="text" value="0"/>	<input type="text" value="0"/>	0
<u>White, non-Hispanic</u>	<input type="text"/>	<input type="text"/>	<input type="text" value="5"/>	<input type="text" value="2"/>	<input type="text" value="6"/>	13
<u>Race and ethnicity unknown</u>	<input type="text"/>	<input type="text"/>	<input type="text" value="0"/>	<input type="text" value="0"/>	<input type="text" value="0"/>	0
Total women	0	0	5	5	7	17
Total (men+women)	0	0	7	16	32	55
Total from EAP						55

Institution: CUNY Brooklyn College (190549)

User ID: P81905491

Part I - Fall Staff - Full-time clerical and secretarial staff- Salary class intervals**Number of full-time clerical and secretarial staff by salary class intervals, gender, and race/ethnicity**

As of November 1, 2008						
Gender and race/ethnicity	Below \$20,000	20,000-29,999	30,000-39,999	40,000-49,999	50,000 and above	Total
Men						
<u>Nonresident alien</u>	<input type="text"/>	<input type="text" value="0"/>	<input type="text" value="0"/>	<input type="text" value="0"/>	<input type="text" value="0"/>	0
<u>Black, non-Hispanic</u>	<input type="text"/>	<input type="text" value="0"/>	<input type="text" value="3"/>	<input type="text" value="0"/>	<input type="text" value="0"/>	3
<u>American Indian/Alaska Native</u>	<input type="text"/>	<input type="text" value="0"/>	<input type="text" value="0"/>	<input type="text" value="0"/>	<input type="text" value="0"/>	0
<u>Asian/Pacific Islander</u>	<input type="text"/>	<input type="text" value="0"/>	<input type="text" value="1"/>	<input type="text" value="0"/>	<input type="text" value="0"/>	1
<u>Hispanic</u>	<input type="text"/>	<input type="text" value="1"/>	<input type="text" value="2"/>	<input type="text" value="0"/>	<input type="text" value="0"/>	3
<u>White, non-Hispanic</u>	<input type="text"/>	<input type="text" value="0"/>	<input type="text" value="2"/>	<input type="text" value="0"/>	<input type="text" value="0"/>	2
<u>Race and ethnicity unknown</u>	<input type="text"/>	<input type="text" value="0"/>	<input type="text" value="0"/>	<input type="text" value="0"/>	<input type="text" value="0"/>	0
Total men	0	1	8	0	0	9
Women						
<u>Nonresident alien</u>	<input type="text"/>	<input type="text" value="0"/>	<input type="text" value="0"/>	<input type="text" value="0"/>	<input type="text" value="0"/>	0
<u>Black, non-Hispanic</u>	<input type="text"/>	<input type="text" value="5"/>	<input type="text" value="41"/>	<input type="text" value="8"/>	<input type="text" value="0"/>	54
<u>American Indian/Alaska Native</u>	<input type="text"/>	<input type="text" value="0"/>	<input type="text" value="0"/>	<input type="text" value="0"/>	<input type="text" value="0"/>	0
<u>Asian/Pacific Islander</u>	<input type="text"/>	<input type="text" value="1"/>	<input type="text" value="2"/>	<input type="text" value="1"/>	<input type="text" value="1"/>	5
<u>Hispanic</u>	<input type="text"/>	<input type="text" value="2"/>	<input type="text" value="8"/>	<input type="text" value="6"/>	<input type="text" value="0"/>	16
<u>White, non-Hispanic</u>	<input type="text"/>	<input type="text" value="2"/>	<input type="text" value="43"/>	<input type="text" value="24"/>	<input type="text" value="8"/>	77
<u>Race and ethnicity unknown</u>	<input type="text"/>	<input type="text" value="0"/>	<input type="text" value="0"/>	<input type="text" value="0"/>	<input type="text" value="0"/>	0
Total women	0	10	94	39	9	152
Total (men+women)	0	11	102	39	9	161
Total from EAP						161

Institution: CUNY Brooklyn College (190549)

User ID: P81905491

Part I - Fall Staff - Full-time skilled crafts staff - Salary class intervalsNumber of full-time skilled crafts staff by salary class intervals, gender, and race/ethnicity

As of November 1, 2008						
Gender and race/ethnicity	Below \$20,000	20,000-29,999	30,000-39,999	40,000-49,999	50,000 and above	Total
Men						
<u>Nonresident alien</u>	<input type="text"/>	<input type="text"/>	<input type="text"/>	<input type="text" value="0"/>	<input type="text" value="0"/>	0
<u>Black, non-Hispanic</u>	<input type="text"/>	<input type="text"/>	<input type="text"/>	<input type="text" value="1"/>	<input type="text" value="3"/>	4
<u>American Indian/Alaska Native</u>	<input type="text"/>	<input type="text"/>	<input type="text"/>	<input type="text" value="0"/>	<input type="text" value="0"/>	0
<u>Asian/Pacific Islander</u>	<input type="text"/>	<input type="text"/>	<input type="text"/>	<input type="text" value="0"/>	<input type="text" value="1"/>	1
<u>Hispanic</u>	<input type="text"/>	<input type="text"/>	<input type="text"/>	<input type="text" value="1"/>	<input type="text" value="3"/>	4
<u>White, non-Hispanic</u>	<input type="text"/>	<input type="text"/>	<input type="text"/>	<input type="text" value="0"/>	<input type="text" value="22"/>	22
<u>Race and ethnicity unknown</u>	<input type="text"/>	<input type="text"/>	<input type="text"/>	<input type="text" value="0"/>	<input type="text" value="0"/>	0
Total men	0	0	0	2	29	31
Women						
<u>Nonresident alien</u>	<input type="text"/>	<input type="text"/>	<input type="text"/>	<input type="text" value="0"/>	<input type="text" value="0"/>	0
<u>Black, non-Hispanic</u>	<input type="text"/>	<input type="text"/>	<input type="text"/>	<input type="text" value="0"/>	<input type="text" value="0"/>	0
<u>American Indian/Alaska Native</u>	<input type="text"/>	<input type="text"/>	<input type="text"/>	<input type="text" value="0"/>	<input type="text" value="0"/>	0
<u>Asian/Pacific Islander</u>	<input type="text"/>	<input type="text"/>	<input type="text"/>	<input type="text" value="0"/>	<input type="text" value="1"/>	1
<u>Hispanic</u>	<input type="text"/>	<input type="text"/>	<input type="text"/>	<input type="text" value="0"/>	<input type="text" value="0"/>	0
<u>White, non-Hispanic</u>	<input type="text"/>	<input type="text"/>	<input type="text"/>	<input type="text" value="0"/>	<input type="text" value="0"/>	0
<u>Race and ethnicity unknown</u>	<input type="text"/>	<input type="text"/>	<input type="text"/>	<input type="text" value="0"/>	<input type="text" value="0"/>	0
Total women	0	0	0	0	1	1
Total (men+women)	0	0	0	2	30	32
Total from EAP						32

Institution: CUNY Brooklyn College (190549)

User ID: P81905491

Part I - Fall Staff - Full-time service/maintenance staff - Salary class intervalsNumber of full-time service/maintenance staff by salary class intervals, gender, and race/ethnicity

As of November 1, 2008

Gender and race/ethnicity	Below \$20,000	20,000-29,999	30,000-39,999	40,000-49,999	50,000 and above	Total
Men						
<u>Nonresident alien</u>	<input type="text"/>	<input type="text" value="0"/>	<input type="text" value="0"/>	<input type="text" value="0"/>	<input type="text" value="0"/>	0
<u>Black, non-Hispanic</u>	<input type="text"/>	<input type="text" value="19"/>	<input type="text" value="36"/>	<input type="text" value="8"/>	<input type="text" value="2"/>	65
<u>American Indian/Alaska Native</u>	<input type="text"/>	<input type="text" value="0"/>	<input type="text" value="0"/>	<input type="text" value="0"/>	<input type="text" value="0"/>	0
<u>Asian/Pacific Islander</u>	<input type="text"/>	<input type="text" value="3"/>	<input type="text" value="1"/>	<input type="text" value="1"/>	<input type="text" value="0"/>	5
<u>Hispanic</u>	<input type="text"/>	<input type="text" value="9"/>	<input type="text" value="4"/>	<input type="text" value="4"/>	<input type="text" value="1"/>	18
<u>White, non-Hispanic</u>	<input type="text"/>	<input type="text" value="2"/>	<input type="text" value="8"/>	<input type="text" value="3"/>	<input type="text" value="9"/>	22
<u>Race and ethnicity unknown</u>	<input type="text"/>	<input type="text" value="0"/>	<input type="text" value="0"/>	<input type="text" value="0"/>	<input type="text" value="0"/>	0
Total men	0	33	49	16	12	110
Women						
<u>Nonresident alien</u>	<input type="text"/>	<input type="text" value="0"/>	<input type="text" value="0"/>	<input type="text" value="0"/>	<input type="text" value="0"/>	0
<u>Black, non-Hispanic</u>	<input type="text"/>	<input type="text" value="10"/>	<input type="text" value="11"/>	<input type="text" value="1"/>	<input type="text" value="0"/>	22
<u>American Indian/Alaska Native</u>	<input type="text"/>	<input type="text" value="0"/>	<input type="text" value="0"/>	<input type="text" value="0"/>	<input type="text" value="0"/>	0
<u>Asian/Pacific Islander</u>	<input type="text"/>	<input type="text" value="1"/>	<input type="text" value="0"/>	<input type="text" value="0"/>	<input type="text" value="0"/>	1
<u>Hispanic</u>	<input type="text"/>	<input type="text" value="6"/>	<input type="text" value="2"/>	<input type="text" value="1"/>	<input type="text" value="0"/>	9
<u>White, non-Hispanic</u>	<input type="text"/>	<input type="text" value="1"/>	<input type="text" value="0"/>	<input type="text" value="0"/>	<input type="text" value="0"/>	1
<u>Race and ethnicity unknown</u>	<input type="text"/>	<input type="text" value="0"/>	<input type="text" value="0"/>	<input type="text" value="0"/>	<input type="text" value="0"/>	0
Total women	0	18	13	2	0	33
Total (men+women)	0	51	62	18	12	143
Total from EAP						143

Institution: CUNY Brooklyn College (190549)

User ID: P81905491

**Part I - Fall Staff - Full-time staff (excluding instruction/research/public service staff)
- Totals****Total number of full-time staff by primary function/occupational activity, gender, and race/ethnicity**

As of November 1, 2008							
Gender and race/ethnicity	<u>Executive/ administrative/ managerial</u>	<u>Other professionals (support/service)</u>	<u>Technical and paraprofessionals</u>	<u>Clerical and secretarial</u>	<u>Skilled crafts</u>	<u>Service/ Maintenance</u>	Total
Men							
<u>Nonresident alien</u>	0	0	0	0	0	0	0
<u>Black, non-Hispanic</u>	7	13	10	3	4	65	102
<u>American Indian/Alaska Native</u>	0	0	0	0	0	0	0
<u>Asian/Pacific Islander</u>	7	4	1	1	1	5	19
<u>Hispanic</u>	4	6	5	3	4	18	40
<u>White, non-Hispanic</u>	40	35	22	2	22	22	143
<u>Race and ethnicity unknown</u>	0	0	0	0	0	0	0
Total men	58	58	38	9	31	110	304
Women							
<u>Nonresident alien</u>	1	1	0	0	0	0	2
<u>Black, non-Hispanic</u>	14	30	4	54	0	22	124
<u>American Indian/Alaska Native</u>	0	0	0	0	0	0	0
<u>Asian/Pacific Islander</u>	2	9	0	5	1	1	18
<u>Hispanic</u>	8	10	0	16	0	9	43
<u>White, non-Hispanic</u>	35	32	13	77	0	1	158
<u>Race and ethnicity unknown</u>	0	0	0	0	0	0	0
Total women	60	82	17	152	1	33	345
Total (men+women)	118	140	55	161	32	143	649
Total from EAP	118	140	55	161	32	143	

Institution: CUNY Brooklyn College (190549)

User ID: P81905491

Part J - Fall Staff - Part-time professional staffNumber of part-time staff by primary function/occupational activity, gender, and race/ethnicity

Gender and race/ethnicity	As of November 1, 2008		
	Staff whose primary responsibility is instruction, research, and/or public service	Executive/administrative/managerial	Other professionals (support/service)
Men			
<u>Nonresident alien</u>	15		0
<u>Black, non-Hispanic</u>	43		3
<u>American Indian/Alaska Native</u>	1		0
<u>Asian/Pacific Islander</u>	17		0
<u>Hispanic</u>	23		2
<u>White, non-Hispanic</u>	321		9
<u>Race and ethnicity unknown</u>	0		0
Total men	420	0	14
Women			
<u>Nonresident alien</u>	11		0
<u>Black, non-Hispanic</u>	51		4
<u>American Indian/ Alaska Native</u>	0		0
<u>Asian/Pacific Islander</u>	24		2
<u>Hispanic</u>	25		1
<u>White, non-Hispanic</u>	270		22
<u>Race and ethnicity unknown</u>	0		0
Total women	381	0	29
Total (men+women)	801	0	43
Total from EAP	801	0	43

Institution: CUNY Brooklyn College (190549)

User ID: P81905491

Part J - Fall Staff - Part-time non-professional staffNumber of part-time staff by primary function/occupational activity, gender, and race/ethnicity

Gender and race/ethnicity	As of November 1, 2008			
	<u>Technical and paraprofessionals</u>	<u>Clerical and secretarial</u>	<u>Skilled crafts</u>	<u>Service/ Maintenance</u>
Men				
<u>Nonresident alien</u>	0	10		0
<u>Black, non-Hispanic</u>	3	66		12
<u>American Indian/Alaska Native</u>	0	1		0
<u>Asian/Pacific Islander</u>	0	26		1
<u>Hispanic</u>	5	16		1
<u>White, non-Hispanic</u>	9	89		0
<u>Race and ethnicity unknown</u>	0	0		0
Total men	17	208	0	14
Women				
<u>Nonresident alien</u>	0	21		0
<u>Black, non-Hispanic</u>	1	123		6
<u>American Indian/Alaska Native</u>	0	0		0
<u>Asian/Pacific Islander</u>	2	38		0
<u>Hispanic</u>	2	39		2
<u>White, non-Hispanic</u>	4	201		1
<u>Race and ethnicity unknown</u>	0	0		0
Total women	9	422	0	9
Total (men+women)	26	630	0	23
Total from EAP	26	630	0	23

Institution: CUNY Brooklyn College (190549)

User ID: P81905491

Part J - Fall Staff - Graduate assistants and part-time staff totalsNumber of part-time staff by primary function/occupational activity, gender, and race/ethnicity

As of November 1, 2008

Gender and race/ethnicity	Subtotal	<u>Graduate assistants</u>	Part-time total
Men			
<u>Nonresident alien</u>	25	<input type="text" value="14"/>	39
<u>Black, non-Hispanic</u>	127	<input type="text" value="0"/>	127
<u>American Indian/Alaska Native</u>	2	<input type="text" value="0"/>	2
<u>Asian/Pacific Islander</u>	44	<input type="text" value="0"/>	44
<u>Hispanic</u>	47	<input type="text" value="1"/>	48
<u>White, non-Hispanic</u>	428	<input type="text" value="19"/>	447
<u>Race and ethnicity unknown</u>	0	<input type="text" value="0"/>	0
Total men	673	34	707
Women			
<u>Nonresident alien</u>	32	<input type="text" value="3"/>	35
<u>Black, non-Hispanic</u>	185	<input type="text" value="0"/>	185
<u>American Indian/ Alaska Native</u>	0	<input type="text" value="0"/>	0
<u>Asian/Pacific Islander</u>	66	<input type="text" value="0"/>	66
<u>Hispanic</u>	69	<input type="text" value="1"/>	70
<u>White, non-Hispanic</u>	498	<input type="text" value="15"/>	513
<u>Race and ethnicity unknown</u>	0	<input type="text" value="0"/>	0
Total women	850	19	869
Total (men+women)	1,523	53	1,576
Total from EAP		53	

Institution: CUNY Brooklyn College (190549)

User ID: P81905491

Part K - Fall Staff - Total number of staff**Total number of staff by employment status, gender, and race/ethnicity**

As of November 1, 2008						
Gender and race/ethnicity	Full-time men	Full-time women	Part-time men	Part-time women	Total men	Total women
<u>Nonresident alien</u>	10	7	39	35	49	42
<u>Black, non-Hispanic</u>	125	138	127	185	252	323
<u>American Indian/Alaska Native</u>	1	1	2	0	3	1
<u>Asian/Pacific Islander</u>	47	36	44	66	91	102
<u>Hispanic</u>	51	61	48	70	99	131
<u>White, non-Hispanic</u>	370	335	447	513	817	848
<u>Race and ethnicity unknown</u>	0	0	0	0	0	0
Grand total	604	578	707	869	1,311	1,447

Institution: CUNY Brooklyn College (190549)

User ID: P81905491

Part L - Fall Staff - New hires - Full-time instruction/research/public service staff - Faculty status

Number of full-time permanent new hires whose primary responsibility is instruction, research, and/or public service by faculty status, gender, and race/ethnicity

(Hired full time between July 1 and October 31, 2008 and still on payroll of the institution as of November 1, 2008)

Gender and race/ethnicity	Faculty status			Without faculty status	Total
	Tenured	On tenure track	Not on tenure track/ no tenure system		
Men					
Nonresident alien	<div>0</div>	<div>1</div>	<div>0</div>	<div></div>	1
Black, non-Hispanic	<div>0</div>	<div>1</div>	<div>0</div>	<div></div>	1
American Indian/Alaska Native	<div>0</div>	<div>0</div>	<div>0</div>	<div></div>	0
Asian/Pacific Islander	<div>0</div>	<div>0</div>	<div>0</div>	<div></div>	0
Hispanic	<div>0</div>	<div>0</div>	<div>0</div>	<div></div>	0
White, non-Hispanic	<div>0</div>	<div>4</div>	<div>2</div>	<div></div>	6
Race and ethnicity unknown	<div>0</div>	<div>0</div>	<div>0</div>	<div></div>	0
Total men	0	6	2	0	8
Women					
Nonresident alien	<div>0</div>	<div>1</div>	<div>1</div>	<div></div>	2
Black, non-Hispanic	<div>0</div>	<div>1</div>	<div>0</div>	<div></div>	1
American Indian/Alaska Native	<div>0</div>	<div>0</div>	<div>0</div>	<div></div>	0
Asian/Pacific Islander	<div>0</div>	<div>6</div>	<div>0</div>	<div></div>	6
Hispanic	<div>0</div>	<div>1</div>	<div>0</div>	<div></div>	1
White, non-Hispanic	<div>1</div>	<div>10</div>	<div>2</div>	<div></div>	13
Race and ethnicity unknown	<div>0</div>	<div>0</div>	<div>0</div>	<div></div>	0
Total women	1	19	3	0	23
Total (men+women)	1	25	5	0	31

Institution: CUNY Brooklyn College (190549)

User ID: P81905491

Part L - Fall Staff - New hires - Full-time staff by position

Number of full-time permanent new hires by primary function/occupational activity, gender, and race/ethnicity

(Hired full time between July 1 and October 31, 2008 and
still on payroll of the institution as of November 1, 2008)

Gender and race/ethnicity	Executive/ administrative/ managerial	Other professionals (support/service)	Technical and paraprofessionals	Clerical and secretarial	Skilled crafts	Service/ Maintenance	Total
Men							
<u>Nonresident alien</u>	<input type="text" value="0"/>	<input type="text" value="0"/>	<input type="text" value="0"/>	<input type="text" value="0"/>	<input type="text"/>	<input type="text" value="0"/>	0
<u>Black, non-Hispanic</u>	<input type="text" value="0"/>	<input type="text" value="0"/>	<input type="text" value="0"/>	<input type="text" value="0"/>	<input type="text"/>	<input type="text" value="0"/>	0
<u>American Indian/Alaska Native</u>	<input type="text" value="0"/>	<input type="text" value="0"/>	<input type="text" value="0"/>	<input type="text" value="0"/>	<input type="text"/>	<input type="text" value="0"/>	0
<u>Asian/Pacific Islander</u>	<input type="text" value="0"/>	<input type="text" value="0"/>	<input type="text" value="0"/>	<input type="text" value="0"/>	<input type="text"/>	<input type="text" value="0"/>	0
<u>Hispanic</u>	<input type="text" value="0"/>	<input type="text" value="1"/>	<input type="text" value="0"/>	<input type="text" value="1"/>	<input type="text"/>	<input type="text" value="1"/>	3
<u>White, non-Hispanic</u>	<input type="text" value="1"/>	<input type="text" value="1"/>	<input type="text" value="1"/>	<input type="text" value="0"/>	<input type="text"/>	<input type="text" value="0"/>	3
<u>Race and ethnicity unknown</u>	<input type="text" value="0"/>	<input type="text" value="0"/>	<input type="text" value="0"/>	<input type="text" value="0"/>	<input type="text"/>	<input type="text" value="0"/>	0
Total men	1	2	1	1	0	1	6
Women							
<u>Nonresident alien</u>	<input type="text" value="0"/>	<input type="text" value="0"/>	<input type="text" value="0"/>	<input type="text" value="0"/>	<input type="text"/>	<input type="text" value="0"/>	0
<u>Black, non-Hispanic</u>	<input type="text" value="2"/>	<input type="text" value="0"/>	<input type="text" value="0"/>	<input type="text" value="0"/>	<input type="text"/>	<input type="text" value="0"/>	2
<u>American Indian/Alaska Native</u>	<input type="text" value="0"/>	<input type="text" value="0"/>	<input type="text" value="0"/>	<input type="text" value="0"/>	<input type="text"/>	<input type="text" value="0"/>	0
<u>Asian/Pacific Islander</u>	<input type="text" value="0"/>	<input type="text" value="0"/>	<input type="text" value="0"/>	<input type="text" value="0"/>	<input type="text"/>	<input type="text" value="0"/>	0
<u>Hispanic</u>	<input type="text" value="0"/>	<input type="text" value="0"/>	<input type="text" value="0"/>	<input type="text" value="1"/>	<input type="text"/>	<input type="text" value="0"/>	1
<u>White, non-Hispanic</u>	<input type="text" value="0"/>	<input type="text" value="0"/>	<input type="text" value="0"/>	<input type="text" value="1"/>	<input type="text"/>	<input type="text" value="1"/>	2
<u>Race and ethnicity unknown</u>	<input type="text" value="0"/>	<input type="text" value="0"/>	<input type="text" value="0"/>	<input type="text" value="0"/>	<input type="text"/>	<input type="text" value="0"/>	0
Total women	2	0	0	2	0	1	5
Total (men+women)	3	2	1	3	0	2	11

Institution: CUNY Brooklyn College (190549)

User ID: P81905491

Part L - Fall Staff - New hires - Totals**Total number of full-time permanent new hires by gender and race/ethnicity****(Hired full time between July 1 and October 31, 2008 and
still on payroll of the institution as of November 1, 2008)**

	Total men	Total women	Total (men+women)
<u>Nonresident alien</u>	1	2	3
<u>Black, non-Hispanic</u>	1	3	4
<u>American Indian/Alaska Native</u>	0	0	0
<u>Asian/Pacific Islander</u>	0	6	6
<u>Hispanic</u>	3	2	5
<u>White, non-Hispanic</u>	9	15	24
<u>Race and ethnicity unknown</u>	0	0	0
Grand total	14	28	42

Institution: CUNY Brooklyn College (190549)

User ID: P81905491

Human Resources Survey Evaluation

Were any staff members difficult to categorize? If so, please explain in the box below.



Institution: CUNY Brooklyn College (190549)

User ID: P81905491

Explanation Report					
Number	Source	Location	Description	Severity	Accepted
Screen: Full Time					
1	Row 16 Column 4	Upload File	The number entered, 32, has an expected range of between 38 and 70. Please explain this difference.	Explanation	Yes
Reason:	We filled a large amount of full time tenure track positions and this reduced our substitute faculty.				
Screen: Faculty Status 9/10 mo					
2	Row 21 Column 7	Upload File	The number entered, 16, has an expected range of between 17 and 29. Please explain this difference.	Explanation	Yes
Reason:	We filled a large amount of full time tenure track positions and this reduced our substitute faculty.				
3	Row 37 Column 7	Upload File	The number entered, 16, has an expected range of between 22 and 40. Please explain this difference.	Explanation	Yes
Reason:	We filled a large amount of full time tenure track positions and this reduced our substitute faculty.				

[Print Form\(s\)](#)
[Go Back](#)