

[Print Form\(s\)](#)[Get PDF File](#)[Go Back](#)

Human Resources 2010-11

Institution: CUNY Brooklyn College (190549)

User ID: P1905491

Overview**Human Resources Overview**

Welcome to the IPEDS Human Resources (HR) survey component. This survey collects important information about your institution's staff.

Data Reporting Reminders

You must enter data on each displayed screen. If a screen is not applicable, you must enter at least one zero in a field on the screen.

Resources:

To download the survey materials for this component: [Survey Materials](#)

To access your prior year data submission for this component: [Reported Data](#)

If you have questions about completing this survey, please contact the **IPEDS Help Desk at 1-877-225-2568**.

Institution: CUNY Brooklyn College (190549)

User ID: P1905491

Human Resources Screening Questions**Does your institution have any part-time staff?***If you answer **Yes** to this question, you will be provided the screens to report part-time staff.*☒

Yes

☐

No

Do ALL of the instructional staff at your institution fall into any of the following categories?*If you answer **Yes** to any of the questions below, the **Salaries** section is **NOT** applicable to your institution and you will **NOT** be required to report data for the **Salaries** section.*☒

No

☐

Yes

Are ALL of the instructional staff military personnel?

☒

No

☐

Yes

Do ALL of the instructional staff contribute their services (e.g., members of a religious order)?

☒

No

☐

Yes


Do ALL of the instructional staff teach pre-clinical or clinical medicine?

The completion of the Fall Staff section is optional this year as it is in even-numbered years.Do you wish to complete the **Fall Staff section** this year?If you answer **No**, screens to report **Fall Staff** data will not be displayed.If you answer **Yes**, screens to report **Fall Staff** data will be displayed and you must complete ALL applicable **Fall Staff** screens.☐

No, I will not complete the Fall Staff section this year

☒

Yes, I will complete the Fall Staff section this year

You may use the space below to provide context for the data you've reported above.

Institution: CUNY Brooklyn College (190549)

User ID: P1905491

Human Resources Screening Questions

Did your institution hire any full-time permanent staff who were included on the payroll of the institution between July 1 and October 31, 2010 either for the *first time* or *after a break in service* AND who were still on the payroll of the institution as of November 1, 2010? (Exclude persons who have returned from sabbatical leave OR full-time staff who are working less-than-9-month contracts/teaching periods and whose primary responsibility is instruction, research, and/or public service.)

*If you answer **Yes** to this question and your institution has 15 or more full-time staff, you will be provided the screens to report **full-time permanent new hires** in the **Fall Staff section (long version)**.*

☒

Yes

☐


No

Institution: CUNY Brooklyn College (190549)

User ID: P1905491

Part A - Employees by Assigned Position - Full-time staffNumber of full-time staff by faculty status and primary function/occupational activity

As of November 1, 2010


Primary function/ occupational activity (mutually exclusive categories)	Faculty status				Total
	Tenured	On tenure track	Not on tenure track/ no tenure system	Without faculty status	
<u>Primarily instruction</u>					0
<u>Instruction/research/public service</u>	348	149	22		519
Primarily instruction + Instruction/research/public service	348	149	22	0	519
<u>Primarily research</u>					0
<u>Primarily public service</u>					0
Primarily instruction + Instruction/research/public service + Primarily research + Primarily public service	348	149	22	0	519
<u>Executive/administrative/managerial</u>				126	126
<u>Other professionals (support/service)</u>				147	147
<u>Technical and paraprofessionals</u>				64	64
<u>Clerical and secretarial</u>				167	167
<u>Skilled crafts</u>				31	31
<u>Service/Maintenance</u>				113	113
Total full time	348	149	 22	648	1,167
Total from prior year	368	142	47	648	1,205

Institution: CUNY Brooklyn College (190549)

User ID: P1905491

Part B - Employees by Assigned Position - Part-time staffNumber of part-time staff by faculty status and primary function/occupational activity

As of November 1, 2010

Primary function/ occupational activity (mutually exclusive categories)	Faculty status				Total	<u>Graduate assistants</u>
	<u>Tenured</u>	<u>On tenure track</u>	Not on tenure track/ no tenure system	Without faculty status		
<u>Primarily instruction</u>					0	
<u>Instruction/research/public service</u>			828		828	85
Primarily instruction + Instruction/research/public service	0	0	828	0	828	85
<u>Primarily research</u>					0	
<u>Primarily public service</u>					0	
Primarily instruction + Instruction/research/public service + Primarily research + Primarily public service	0	0	828	0	828	85
<u>Executive/administrative/managerial</u>					0	
<u>Other professionals (support/service)</u>				47	47	
<u>Technical and paraprofessionals</u>				28	28	
<u>Clerical and secretarial</u>				661	661	
<u>Skilled crafts</u>					0	
<u>Service/Maintenance</u>				21	21	
Total part time	0	0	828	757	1,585	 85
Total from prior year			844	846	1,690	52

Institution: CUNY Brooklyn College (190549)

User ID: P1905491

Part C - Employees by Assigned Position - Total number of staff**Total number of staff by employment status and primary function/occupational activity****As of November 1, 2010**

Primary function/occupational activity	Full-time	Full-time from prior year	Part-time	Part-time from prior year	Graduate assistants	Graduate assistants from prior year	Total including Graduate assistants
<u>Primarily instruction</u>	0		0		0		0
<u>Instruction/research/public service</u>	519	557	828	844	85	52	1,432
Primarily instruction + Instruction/research/public service	519	557	828	844	85	52	1,432
<u>Primarily research</u>	0		0		0		0
<u>Primarily public service</u>	0		0		0		0
Primarily instruction + Instruction/research/public service + Primarily research + Primarily public service	519	557	828	844	85	52	1,432
<u>Executive/administrative/managerial</u>	126	114	0		0		126
<u>Other professionals (support/service)</u>	147	137	47	100	0		194
<u>Technical and paraprofessionals</u>	64	57	28	35	0		92
<u>Clerical and secretarial</u>	167	166	661	691	0		828
<u>Skilled crafts</u>	31	33	0		0		31
<u>Service/Maintenance</u>	113	141	21	20	0		134
Grand total	1,167	1,205	1,585	1,690	85	52	2,837

Institution: CUNY Brooklyn College (190549)

User ID: P1905491

Part D - Salaries - Full-time instructional staff by contract length/teaching period - Headcount

Number of full-time instructional staff by contract length/teaching period, gender, and academic rank

As of November 1, 2010

Gender and academic rank	Less-than-9-month	9/10-month	11/12-month	Total
Men				
Professors	<input type="text"/>	<input type="text" value="129"/>	<input type="text"/>	129
Associate professors	<input type="text"/>	<input type="text" value="81"/>	<input type="text"/>	81
Assistant professors	<input type="text"/>	<input type="text" value="59"/>	<input type="text"/>	59
Instructors	<input type="text"/>	<input type="text" value="4"/>	<input type="text"/>	4
Lecturers	<input type="text"/>	<input type="text" value="19"/>	<input type="text"/>	19
No academic rank	<input type="text"/>	<input type="text"/>	<input type="text"/>	0
Total men	0	292	0	292
Total men from prior year		312		
Women				
Professors	<input type="text"/>	<input type="text" value="65"/>	<input type="text"/>	65
Associate professors	<input type="text"/>	<input type="text" value="58"/>	<input type="text"/>	58
Assistant professors	<input type="text"/>	<input type="text" value="82"/>	<input type="text"/>	82
Instructors	<input type="text"/>	<input type="text" value="5"/>	<input type="text"/>	5
Lecturers	<input type="text"/>	<input type="text" value="17"/>	<input type="text"/>	17
No academic rank	<input type="text"/>	<input type="text"/>	<input type="text"/>	0
Total women	0	227	0	227
Total women from prior year		245		
Total (men + women)	0	519	0	519
Total from EAP, full-time non-medical section (Primarily instruction + Instruction/research/public service lines)				519
Total from prior year (Salaries section)		557		557

Institution: CUNY Brooklyn College (190549)

User ID: P1905491

Part D - Salaries - Full-time instructional staff on 9/10-month contracts/teaching periods - Faculty status

**** Applicable to 4-year degree-granting institutions and above only ****

Number of full-time instructional staff on 9/10-month contracts/teaching periods by faculty status, gender, and academic rank

As of November 1, 2010

Faculty status

Gender and academic rank	Tenured	On tenure track	Not on tenure track/ no tenure system	Without faculty status	Total from Part D (Headcount screen)
Men					
Professors	122	1	6		129
Associate Professors	72	9			81
Assistant Professors	12	45	2		59
Instructors			4		4
Lecturers	7	12			19
No academic rank					
Total men	213	67	12	0	292
Total men prior year	227	66	19	0	312
Women					
Professors	65				65
Associate Professors	55	3			58
Assistant Professors	14	65	3		82
Instructors			5		5
Lecturers	1	14	2		17
No academic rank					
Total women	135	82	10	0	227
Total women prior year	141	76	28	0	245
Total (men + women)	348	149	22	0	519

Institution: CUNY Brooklyn College (190549)

User ID: P1905491

Part E - Salaries - Full-time instructional staff on 9/10-month contracts/teaching periods - Salary outlays

Salaries of full-time instructional staff on 9/10-month contracts/teaching periods by gender and academic rank

As of November 1, 2010

Gender and academic rank	Total from Part D (Headcount screen)	Salary outlays	Average salary	Prior year Average salary
Men				
Professors	129	14,630,129	113,412	109,628
Associate professors	81	7,084,642	87,465	87,392
Assistant professors	59	4,249,616	72,027	70,635
Instructors	4	201,510	50,378	52,083
Lecturers	19	1,248,941	65,734	66,277
No academic rank				
Total men	292	27,414,838	93,886	91,290
Women				
Professors	65	7,114,501	109,454	109,226
Associate professors	58	5,061,156	87,261	86,202
Assistant professors	82	5,865,921	71,536	70,606
Instructors	5	269,136	53,827	52,227
Lecturers	17	997,155	58,656	57,785
No academic rank				
Total women	227	19,307,869	85,057	84,174
Total (men + women)	519	46,722,707	90,024	88,160

Institution: CUNY Brooklyn College (190549)

User ID: P1905491

Part F - Salaries - Full-time instructional staff on 9/10-month contracts/teaching periods - Fringe benefitsFringe benefits of full-time instructional staff on 9/10-month contracts/teaching periods

As of November 1, 2010

Fringe benefits	Number covered	Expenditures	Average expenditures	Prior year Average expenditures
<u>Retirement plans (other than Social Security) - Vested</u> within 5-years	519	5,093,466	9,814	9,814
Retirement plans (other than Social Security) - Vested after 5-years				
Medical/dental plans	519	3,789,738	7,302	7,302
Group life insurance				
<u>Other insurance benefits (cafeteria plan, etc.)</u>	519	18,684	36	36
Guaranteed disability income protection				
Tuition plan (dependents only)				
Unrestricted				
<u>Restricted</u>				
Housing plan				
Unrestricted				
<u>Restricted</u>				
Social Security taxes	519	3,429,441	6,608	6,527
Unemployment compensation taxes	519	48,267	93	93
Worker's compensation taxes	519	86,154	166	166
Other benefits in kind with cash options				
Total expenditures		12,465,750		

Institution: CUNY Brooklyn College (190549)

User ID: P1905491

Part G - Fall Staff - Full-time instruction/research/public service staff - Tenured

Number of full-time staff with faculty status who are Tenured and whose primary responsibility is instruction, research, and/or public service by academic rank, gender, and race/ethnicity

As of November 1, 2010

- Report Hispanic/Latino individuals of any race as Hispanic/Latino
- Report race for non-Hispanic/Latino individuals only

Gender and race/ethnicity	Professors	Associate professors	Assistant professors	Instructors	Lecturers	No academic rank	Total
Men							
<u>Nonresident alien</u>	0	1	2		0		3
<u>Hispanic/Latino</u>	5	2			2		9
<u>American Indian or Alaska Native</u>		1					1
<u>Asian</u>	9	10	2				21
<u>Black or African American</u>	6	6	1		3		16
<u>Native Hawaiian or Other Pacific Islander</u>							0
<u>White</u>	102	52	7		2		163
Two or more races							0
<u>Race and ethnicity unknown</u>	0	0	0		0		0
Total men	122	72	12	0	7	0	213
Women							
<u>Nonresident alien</u>	0	0	0		0		0
<u>Hispanic/Latino</u>	4	4	2				10
<u>American Indian or Alaska Native</u>		1					1
<u>Asian</u>	1	3	4		1		9
<u>Black or African American</u>	2	1	3				6
<u>Native Hawaiian or Other Pacific Islander</u>							0
<u>White</u>	58	46	5				109
Two or more races							0
<u>Race and ethnicity unknown</u>	0	0	0		0		0
Total women	65	55	14	0	1	0	135
Total (men+women)	187	127	26	0	8	0	348
Total from EAP							348

Institution: CUNY Brooklyn College (190549)

User ID: P1905491

Part G - Fall Staff - Full-time instruction/research/public service staff - On tenure track

Number of full-time staff with faculty status who are On tenure track and whose primary responsibility is instruction, research, and/or public service by academic rank, gender, and race/ethnicity

As of November 1, 2010

- Report Hispanic/Latino individuals of any race as Hispanic/Latino
- Report race for non-Hispanic/Latino individuals only

Gender and race/ethnicity	Professors	Associate professors	Assistant professors	Instructors	Lecturers	No academic rank	Total
Men							
<u>Nonresident alien</u>	0	0	5		0		5
<u>Hispanic/Latino</u>			4				4
<u>American Indian or Alaska Native</u>							0
<u>Asian</u>		1	6				7
<u>Black or African American</u>		1	4				5
<u>Native Hawaiian or Other Pacific Islander</u>			1				1
<u>White</u>	1	7	25		12		45
<u>Two or more races</u>							0
<u>Race and ethnicity unknown</u>	0	0	0		0		0
Total men	1	9	45	0	12	0	67
Women							
<u>Nonresident alien</u>	0	0	4		0		4
<u>Hispanic/Latino</u>			6		2		8
<u>American Indian or Alaska Native</u>							0
<u>Asian</u>			8		1		9
<u>Black or African American</u>			6				6
<u>Native Hawaiian or Other Pacific Islander</u>							0
<u>White</u>		3	41		11		55
<u>Two or more races</u>							0
<u>Race and ethnicity unknown</u>	0	0	0		0		0
Total women	0	3	65	0	14	0	82
Total (men+women)	1	12	110	0	26	0	149
Total from EAP							149

Institution: CUNY Brooklyn College (190549)

User ID: P1905491

Part G - Fall Staff - Full-time instruction/research/public service staff - Not on tenure track/no tenure system

Number of full-time staff with faculty status who are Not on tenure track and whose primary responsibility is instruction, research, and/or public service OR number of full-time staff whose primary responsibility is instruction, research, and/or public service and who work at an institution with No tenure system by academic rank, gender, and race/ethnicity

As of November 1, 2010

- Report Hispanic/Latino individuals of any race as Hispanic/Latino
- Report race for non-Hispanic/Latino individuals only

Gender and race/ethnicity	Professors	Associate professors	Assistant professors	Instructors	Lecturers	No academic rank	Total
Men							
<u>Nonresident alien</u>	2		0	1	0		3
<u>Hispanic/Latino</u>							0
<u>American Indian or Alaska Native</u>							0
<u>Asian</u>							0
<u>Black or African American</u>	1						1
<u>Native Hawaiian or Other Pacific Islander</u>							0
<u>White</u>	3		2	3			8
<u>Two or more races</u>							0
<u>Race and ethnicity unknown</u>	0		0	0	0		0
Total men	6	0	2	4	0	0	12
Women							
<u>Nonresident alien</u>	0		0	0	0		0
<u>Hispanic/Latino</u>			1	1			2
<u>American Indian or Alaska Native</u>							0
<u>Asian</u>							0
<u>Black or African American</u>				1	1		2
<u>Native Hawaiian or Other Pacific Islander</u>							0
<u>White</u>			2	3	1		6
<u>Two or more races</u>							0
<u>Race and ethnicity unknown</u>	0		0	0	0		0
Total women	0	0	3	5	2	0	10
Total (men+women)	6	0	5	9	2	0	22
Total from EAP							22

Institution: CUNY Brooklyn College (190549)

User ID: P1905491

Part G - Fall Staff - Full-time instruction/research/public service staff - Without faculty status

Number of full-time staff Without faculty status whose primary responsibility is instruction, research, and/or public service by gender and race/ethnicity

As of November 1, 2010

- Report Hispanic/Latino individuals of any race as Hispanic/Latino
- Report race for non-Hispanic/Latino individuals only

Gender and race/ethnicity	Total
Men	
<u>Nonresident alien</u>	<input type="text" value="0"/>
<u>Hispanic/Latino</u>	<input type="text"/>
<u>American Indian or Alaska Native</u>	<input type="text"/>
<u>Asian</u>	<input type="text"/>
<u>Black or African American</u>	<input type="text"/>
<u>Native Hawaiian or Other Pacific Islander</u>	<input type="text"/>
<u>White</u>	<input type="text"/>
Two or more races	<input type="text"/>
<u>Race and ethnicity unknown</u>	<input type="text"/>
Total men	0
Women	
<u>Nonresident alien</u>	<input type="text" value="0"/>
<u>Hispanic/Latino</u>	<input type="text"/>
<u>American Indian or Alaska Native</u>	<input type="text"/>
<u>Asian</u>	<input type="text"/>
<u>Black or African American</u>	<input type="text"/>
<u>Native Hawaiian or Other Pacific Islander</u>	<input type="text"/>
<u>White</u>	<input type="text"/>
Two or more races	<input type="text"/>
<u>Race and ethnicity unknown</u>	<input type="text"/>
Total women	0
Total (men+women)	0
Total from EAP	0

Institution: CUNY Brooklyn College (190549)

User ID: P1905491

Part G - Fall Staff - Full-time instruction/research/public service staff - Totals

Total number of full-time staff whose primary responsibility is instruction, research, and/or public service by gender and race/ethnicity

As of November 1, 2010

	Total men	Total women	Total (men+women)
<u>Nonresident alien</u>	11	4	15
<u>Hispanic/Latino</u>	13	20	33
<u>American Indian or Alaska Native</u>	1	1	2
<u>Asian</u>	28	18	46
<u>Black or African American</u>	22	14	36
<u>Native Hawaiian or Other Pacific Islander</u>	1	0	1
<u>White</u>	216	170	386
Two or more races	0	0	0
<u>Race and ethnicity unknown</u>	0	0	0
Total (must equal Part H (next part))	292	227	519

Institution: CUNY Brooklyn College (190549)

User ID: P1905491

Part H - Fall Staff - Full-time instruction/research/public service staff by contract length/teaching period - Headcount

Number of full-time staff whose primary responsibility is instruction, research, and/or public service by contract length/teaching period, gender, and race/ethnicity

(Include all staff from these functions, including those with and without faculty status.)

As of November 1, 2010

- Report Hispanic/Latino individuals of any race as Hispanic/Latino
- Report race for non-Hispanic/Latino individuals only

Gender and race/ethnicity	Less-than-9-month	9/10-month	11/12-month	Total	Total from Part G
Men					
<u>Nonresident alien</u>	<input type="text"/>	<input type="text" value="11"/>	<input type="text" value="0"/>	11	11
<u>Hispanic/Latino</u>	<input type="text"/>	<input type="text" value="13"/>	<input type="text" value="0"/>	13	13
<u>American Indian or Alaska Native</u>	<input type="text"/>	<input type="text" value="1"/>	<input type="text" value="0"/>	1	1
<u>Asian</u>	<input type="text"/>	<input type="text" value="28"/>	<input type="text" value="0"/>	28	28
<u>Black or African American</u>	<input type="text"/>	<input type="text" value="22"/>	<input type="text" value="0"/>	22	22
<u>Native Hawaiian or Other Pacific Islander</u>	<input type="text"/>	<input type="text" value="1"/>	<input type="text" value="0"/>	1	1
<u>White</u>	<input type="text"/>	<input type="text" value="216"/>	<input type="text" value="0"/>	216	216
Two or more races	<input type="text"/>	<input type="text" value="0"/>	<input type="text" value="0"/>	0	0
<u>Race and ethnicity unknown</u>	<input type="text"/>	<input type="text" value="0"/>	<input type="text" value="0"/>	0	0
Total men	0	292	0	292	292
Women					
<u>Nonresident alien</u>	<input type="text"/>	<input type="text" value="4"/>	<input type="text" value="0"/>	4	4
<u>Hispanic/Latino</u>	<input type="text"/>	<input type="text" value="20"/>	<input type="text" value="0"/>	20	20
<u>American Indian or Alaska Native</u>	<input type="text"/>	<input type="text" value="1"/>	<input type="text" value="0"/>	1	1
<u>Asian</u>	<input type="text"/>	<input type="text" value="18"/>	<input type="text" value="0"/>	18	18
<u>Black or African American</u>	<input type="text"/>	<input type="text" value="14"/>	<input type="text" value="0"/>	14	14
<u>Native Hawaiian or Other Pacific Islander</u>	<input type="text"/>	<input type="text" value="0"/>	<input type="text" value="0"/>	0	0
<u>White</u>	<input type="text"/>	<input type="text" value="170"/>	<input type="text" value="0"/>	170	170
Two or more races	<input type="text"/>	<input type="text" value="0"/>	<input type="text" value="0"/>	0	0
<u>Race and ethnicity unknown</u>	<input type="text"/>	<input type="text" value="0"/>	<input type="text" value="0"/>	0	0
Total women	0	227	0	227	227
Total (men+women)	0	519	0	519	519
Total from EAP				519	
Total (men+women) from Fall 2009		557			

Institution: CUNY Brooklyn College (190549)

User ID: P1905491

Part H - Fall Staff - Full-time instruction/research/public service staff on 9/10-month contracts/teaching periods - Salary class intervals

Number of full-time staff on 9/10-month contracts/teaching periods whose primary responsibility is instruction, research, and/or public service by salary class intervals, gender, and race/ethnicity

(Include all staff from these functions, including those with and without faculty status.)

As of November 1, 2010

- Report Hispanic/Latino individuals of any race as Hispanic/Latino
- Report race for non-Hispanic/Latino individuals only

Gender and race/ethnicity	Below \$30,000	30,000-39,999	40,000-49,999	50,000-64,999	65,000-79,999	80,000-99,999	100,000 and above	Total from Part H (Headcount screen)
Men								
Nonresident alien			1	1	7	0	2	11
Hispanic/Latino				1	6	3	3	13
American Indian or Alaska Native						1		1
Asian				1	7	12	8	28
Black or African American					9	6	7	22
Native Hawaiian or Other Pacific Islander					1			1
White			3	15	44	64	90	216
Two or more races								0
Race and ethnicity unknown			0	0	0	0	0	0
Total men	0	0	4	18	74	86	110	292
Women								
Nonresident alien			0	1	3	0	0	4
Hispanic/Latino			1	2	10	3	4	20
American Indian or Alaska Native					1			1
Asian				3	12	3		18
Black or African American				2	8	2	2	14
Native Hawaiian or Other Pacific Islander								0
White			1	24	47	53	45	170
Two or more races								0
Race and ethnicity unknown			0	0	0	0	0	0
Total women	0	0	2	32	81	61	51	227
Total (men+women)	0	0	6	50	155	147	161	519

Institution: CUNY Brooklyn College (190549)

User ID: P1905491

Part I - Fall Staff - Full-time executive/administrative/managerial staff - Salary class intervalsNumber of full-time executive/administrative/managerial staff by salary class intervals, gender, and race/ethnicity

As of November 1, 2010

- Report Hispanic/Latino individuals of any race as Hispanic/Latino
- Report race for non-Hispanic/Latino individuals only

Gender and race/ethnicity	Below \$30,000	30,000- 39,999	40,000- 49,999	50,000- 64,999	65,000- 79,999	80,000- 99,999	100,000 and above	Total
Men								
<u>Nonresident alien</u>				0	0	0	0	0
<u>Hispanic/Latino</u>					2	1	1	4
<u>American Indian or Alaska Native</u>								0
<u>Asian</u>				1		5	1	7
<u>Black or African American</u>						5	1	6
<u>Native Hawaiian or Other Pacific Islander</u>								0
<u>White</u>				2	3	13	25	43
<u>Two or more races</u>								0
<u>Race and ethnicity unknown</u>				0	0	0	0	0
Total men	0	0	0	3	5	24	28	60
Women								
<u>Nonresident alien</u>				0	0	0	1	1
<u>Hispanic/Latino</u>				1	3	4	4	12
<u>American Indian or Alaska Native</u>								0
<u>Asian</u>						3		3
<u>Black or African American</u>				2	2	10	2	16
<u>Native Hawaiian or Other Pacific Islander</u>								0
<u>White</u>				1	2	15	16	34
<u>Two or more races</u>								0
<u>Race and ethnicity unknown</u>				0	0	0	0	0
Total women	0	0	0	4	7	32	23	66
Total (men+women)	0	0	0	7	12	56	51	126
Total from EAP								126

Institution: CUNY Brooklyn College (190549)

User ID: P1905491

Part I - Fall Staff - Full-time other professional (support/service) staff - Salary class intervalsNumber of full-time other professional (support/service) staff by salary class intervals, gender, and race/ethnicity

As of November 1, 2010

- Report Hispanic/Latino individuals of any race as Hispanic/Latino
- Report race for non-Hispanic/Latino individuals only

Gender and race/ethnicity	Below \$30,000	30,000- 39,999	40,000- 49,999	50,000- 64,999	65,000- 79,999	80,000- 99,999	100,000 and above	Total
Men								
<u>Nonresident alien</u>	<input type="text"/>	<input type="text" value="0"/>	<input type="text" value="0"/>	<input type="text" value="0"/>	<input type="text" value="0"/>	<input type="text" value="0"/>	<input type="text" value="0"/>	0
<u>Hispanic/Latino</u>	<input type="text"/>	<input type="text" value="1"/>	<input type="text" value="2"/>	<input type="text" value="1"/>	<input type="text" value="2"/>	<input type="text"/>	<input type="text"/>	6
<u>American Indian or Alaska Native</u>	<input type="text"/>	<input type="text"/>	<input type="text"/>	<input type="text"/>	<input type="text"/>	<input type="text"/>	<input type="text"/>	0
<u>Asian</u>	<input type="text"/>	<input type="text" value="1"/>	<input type="text" value="1"/>	<input type="text"/>	<input type="text" value="2"/>	<input type="text" value="1"/>	<input type="text"/>	5
<u>Black or African American</u>	<input type="text"/>	<input type="text" value="3"/>	<input type="text" value="2"/>	<input type="text" value="3"/>	<input type="text" value="5"/>	<input type="text" value="1"/>	<input type="text"/>	14
<u>Native Hawaiian or Other Pacific Islander</u>	<input type="text"/>	<input type="text"/>	<input type="text"/>	<input type="text"/>	<input type="text"/>	<input type="text"/>	<input type="text"/>	0
<u>White</u>	<input type="text"/>	<input type="text" value="4"/>	<input type="text" value="7"/>	<input type="text" value="10"/>	<input type="text" value="12"/>	<input type="text" value="3"/>	<input type="text" value="1"/>	37
<u>Two or more races</u>	<input type="text"/>	<input type="text"/>	<input type="text"/>	<input type="text"/>	<input type="text"/>	<input type="text"/>	<input type="text"/>	0
<u>Race and ethnicity unknown</u>	<input type="text"/>	<input type="text" value="0"/>	<input type="text" value="0"/>	<input type="text" value="0"/>	<input type="text" value="0"/>	<input type="text" value="0"/>	<input type="text" value="0"/>	0
Total men	0	9	12	14	21	5	1	62
Women								
<u>Nonresident alien</u>	<input type="text"/>	<input type="text" value="0"/>	<input type="text" value="1"/>	<input type="text" value="0"/>	<input type="text" value="0"/>	<input type="text" value="0"/>	<input type="text" value="0"/>	1
<u>Hispanic/Latino</u>	<input type="text"/>	<input type="text" value="4"/>	<input type="text" value="2"/>	<input type="text" value="3"/>	<input type="text" value="5"/>	<input type="text"/>	<input type="text"/>	14
<u>American Indian or Alaska Native</u>	<input type="text"/>	<input type="text"/>	<input type="text"/>	<input type="text"/>	<input type="text"/>	<input type="text"/>	<input type="text"/>	0
<u>Asian</u>	<input type="text"/>	<input type="text" value="1"/>	<input type="text" value="4"/>	<input type="text" value="3"/>	<input type="text" value="1"/>	<input type="text"/>	<input type="text"/>	9
<u>Black or African American</u>	<input type="text"/>	<input type="text" value="4"/>	<input type="text" value="6"/>	<input type="text" value="12"/>	<input type="text" value="5"/>	<input type="text" value="1"/>	<input type="text"/>	28
<u>Native Hawaiian or Other Pacific Islander</u>	<input type="text"/>	<input type="text"/>	<input type="text"/>	<input type="text"/>	<input type="text"/>	<input type="text"/>	<input type="text"/>	0
<u>White</u>	<input type="text"/>	<input type="text" value="1"/>	<input type="text" value="7"/>	<input type="text" value="10"/>	<input type="text" value="12"/>	<input type="text" value="3"/>	<input type="text"/>	33
<u>Two or more races</u>	<input type="text"/>	<input type="text"/>	<input type="text"/>	<input type="text"/>	<input type="text"/>	<input type="text"/>	<input type="text"/>	0
<u>Race and ethnicity unknown</u>	<input type="text"/>	<input type="text" value="0"/>	<input type="text" value="0"/>	<input type="text" value="0"/>	<input type="text" value="0"/>	<input type="text" value="0"/>	<input type="text" value="0"/>	0
Total women	0	10	20	28	23	4	0	85
Total (men+women)	0	19	32	42	44	9	1	147
Total from EAP								147

Institution: CUNY Brooklyn College (190549)

User ID: P1905491

Part I - Fall Staff - Full-time technical and paraprofessional staff - Salary class intervalsNumber of full-time technical and paraprofessional staff by salary class intervals, gender, and race/ethnicity

As of November 1, 2010

- Report Hispanic/Latino individuals of any race as Hispanic/Latino
- Report race for non-Hispanic/Latino individuals only

Gender and race/ethnicity	Below \$20,000	20,000-29,999	30,000-39,999	40,000-49,999	50,000 and above	Total
Men						
<u>Nonresident alien</u>	0		0	0	0	0
<u>Hispanic/Latino</u>			1	2	2	5
<u>American Indian or Alaska Native</u>						0
<u>Asian</u>						0
<u>Black or African American</u>	2		1	2	8	13
<u>Native Hawaiian or Other Pacific Islander</u>						0
<u>White</u>	2		1	4	18	25
<u>Two or more races</u>						0
<u>Race and ethnicity unknown</u>	0		0	0	0	0
Total men	4	0	3	8	28	43
Women						
<u>Nonresident alien</u>	0		0	0	0	0
<u>Hispanic/Latino</u>			1			1
<u>American Indian or Alaska Native</u>						0
<u>Asian</u>						0
<u>Black or African American</u>				4	1	5
<u>Native Hawaiian or Other Pacific Islander</u>						0
<u>White</u>	1		5	3	6	15
<u>Two or more races</u>						0
<u>Race and ethnicity unknown</u>	0		0	0	0	0
Total women	1	0	6	7	7	21
Total (men+women)	5	0	9	15	35	64
Total from EAP						64

Institution: CUNY Brooklyn College (190549)

User ID: P1905491

Part I - Fall Staff - Full-time clerical and secretarial staff - Salary class intervalsNumber of full-time clerical and secretarial staff by salary class intervals, gender, and race/ethnicity

As of November 1, 2010

- Report Hispanic/Latino individuals of any race as Hispanic/Latino
- Report race for non-Hispanic/Latino individuals only

Gender and race/ethnicity	Below \$20,000	20,000-29,999	30,000-39,999	40,000-49,999	50,000 and above	Total
Men						
<u>Nonresident alien</u>	<input type="text"/>	<input type="text" value="0"/>	<input type="text" value="0"/>	<input type="text" value="0"/>	<input type="text" value="0"/>	0
<u>Hispanic/Latino</u>	<input type="text"/>	<input type="text" value="1"/>	<input type="text" value="2"/>	<input type="text"/>	<input type="text"/>	3
<u>American Indian or Alaska Native</u>	<input type="text"/>	<input type="text"/>	<input type="text"/>	<input type="text"/>	<input type="text"/>	0
<u>Asian</u>	<input type="text"/>	<input type="text"/>	<input type="text" value="1"/>	<input type="text"/>	<input type="text"/>	1
<u>Black or African American</u>	<input type="text"/>	<input type="text" value="1"/>	<input type="text" value="3"/>	<input type="text"/>	<input type="text"/>	4
<u>Native Hawaiian or Other Pacific Islander</u>	<input type="text"/>	<input type="text"/>	<input type="text"/>	<input type="text"/>	<input type="text"/>	0
<u>White</u>	<input type="text"/>	<input type="text"/>	<input type="text" value="2"/>	<input type="text"/>	<input type="text"/>	2
Two or more races	<input type="text"/>	<input type="text"/>	<input type="text"/>	<input type="text"/>	<input type="text"/>	0
<u>Race and ethnicity unknown</u>	<input type="text"/>	<input type="text" value="0"/>	<input type="text" value="0"/>	<input type="text" value="0"/>	<input type="text" value="0"/>	0
Total men	0	2	8	0	0	10
Women						
<u>Nonresident alien</u>	<input type="text"/>	<input type="text" value="0"/>	<input type="text" value="0"/>	<input type="text" value="0"/>	<input type="text" value="0"/>	0
<u>Hispanic/Latino</u>	<input type="text"/>	<input type="text" value="1"/>	<input type="text" value="8"/>	<input type="text" value="5"/>	<input type="text"/>	14
<u>American Indian or Alaska Native</u>	<input type="text"/>	<input type="text"/>	<input type="text"/>	<input type="text"/>	<input type="text"/>	0
<u>Asian</u>	<input type="text"/>	<input type="text" value="1"/>	<input type="text" value="6"/>	<input type="text" value="1"/>	<input type="text"/>	8
<u>Black or African American</u>	<input type="text"/>	<input type="text" value="3"/>	<input type="text" value="43"/>	<input type="text" value="10"/>	<input type="text"/>	56
<u>Native Hawaiian or Other Pacific Islander</u>	<input type="text"/>	<input type="text" value="1"/>	<input type="text"/>	<input type="text"/>	<input type="text" value="1"/>	2
<u>White</u>	<input type="text"/>	<input type="text" value="3"/>	<input type="text" value="42"/>	<input type="text" value="25"/>	<input type="text" value="7"/>	77
Two or more races	<input type="text"/>	<input type="text"/>	<input type="text"/>	<input type="text"/>	<input type="text"/>	0
<u>Race and ethnicity unknown</u>	<input type="text"/>	<input type="text" value="0"/>	<input type="text" value="0"/>	<input type="text" value="0"/>	<input type="text" value="0"/>	0
Total women	0	9	99	41	8	157
Total (men+women)	0	11	107	41	8	167
Total from EAP						167

Institution: CUNY Brooklyn College (190549)

User ID: P1905491

Part I - Fall Staff - Full-time skilled crafts staff - Salary class intervalsNumber of full-time skilled crafts staff by salary class intervals, gender, and race/ethnicity

As of November 1, 2010

- Report Hispanic/Latino individuals of any race as Hispanic/Latino
- Report race for non-Hispanic/Latino individuals only

Gender and race/ethnicity	Below \$20,000	20,000-29,999	30,000-39,999	40,000-49,999	50,000 and above	Total
Men						
<u>Nonresident alien</u>	<input type="text"/>	<input type="text"/>	<input type="text"/>	<input type="text" value="0"/>	<input type="text" value="0"/>	0
<u>Hispanic/Latino</u>	<input type="text"/>	<input type="text"/>	<input type="text"/>	<input type="text" value="1"/>	<input type="text" value="3"/>	4
<u>American Indian or Alaska Native</u>	<input type="text"/>	<input type="text"/>	<input type="text"/>	<input type="text"/>	<input type="text"/>	0
<u>Asian</u>	<input type="text"/>	<input type="text"/>	<input type="text"/>	<input type="text"/>	<input type="text" value="1"/>	1
<u>Black or African American</u>	<input type="text"/>	<input type="text"/>	<input type="text"/>	<input type="text" value="1"/>	<input type="text" value="4"/>	5
<u>Native Hawaiian or Other Pacific Islander</u>	<input type="text"/>	<input type="text"/>	<input type="text"/>	<input type="text"/>	<input type="text"/>	0
<u>White</u>	<input type="text"/>	<input type="text"/>	<input type="text"/>	<input type="text"/>	<input type="text" value="20"/>	20
Two or more races	<input type="text"/>	<input type="text"/>	<input type="text"/>	<input type="text"/>	<input type="text"/>	0
<u>Race and ethnicity unknown</u>	<input type="text"/>	<input type="text"/>	<input type="text"/>	<input type="text" value="0"/>	<input type="text" value="0"/>	0
Total men	0	0	0	2	28	30
Women						
<u>Nonresident alien</u>	<input type="text"/>	<input type="text"/>	<input type="text"/>	<input type="text" value="0"/>	<input type="text" value="0"/>	0
<u>Hispanic/Latino</u>	<input type="text"/>	<input type="text"/>	<input type="text"/>	<input type="text"/>	<input type="text"/>	0
<u>American Indian or Alaska Native</u>	<input type="text"/>	<input type="text"/>	<input type="text"/>	<input type="text"/>	<input type="text"/>	0
<u>Asian</u>	<input type="text"/>	<input type="text"/>	<input type="text"/>	<input type="text"/>	<input type="text" value="1"/>	1
<u>Black or African American</u>	<input type="text"/>	<input type="text"/>	<input type="text"/>	<input type="text"/>	<input type="text"/>	0
<u>Native Hawaiian or Other Pacific Islander</u>	<input type="text"/>	<input type="text"/>	<input type="text"/>	<input type="text"/>	<input type="text"/>	0
<u>White</u>	<input type="text"/>	<input type="text"/>	<input type="text"/>	<input type="text"/>	<input type="text"/>	0
Two or more races	<input type="text"/>	<input type="text"/>	<input type="text"/>	<input type="text"/>	<input type="text"/>	0
<u>Race and ethnicity unknown</u>	<input type="text"/>	<input type="text"/>	<input type="text"/>	<input type="text" value="0"/>	<input type="text" value="0"/>	0
Total women	0	0	0	0	1	1
Total (men+women)	0	0	0	2	29	31
Total from EAP						31

Institution: CUNY Brooklyn College (190549)

User ID: P1905491

Part I - Fall Staff - Full-time service/maintenance staff - Salary class intervalsNumber of full-time service/maintenance staff by salary class intervals, gender, and race/ethnicity

As of November 1, 2010

- Report Hispanic/Latino individuals of any race as Hispanic/Latino
- Report race for non-Hispanic/Latino individuals only

Gender and race/ethnicity	Below \$20,000	20,000-29,999	30,000-39,999	40,000-49,999	50,000 and above	Total
Men						
<u>Nonresident alien</u>	0	0	0	0	0	0
<u>Hispanic/Latino</u>	1	5	1	6	2	15
<u>American Indian or Alaska Native</u>						0
<u>Asian</u>				1		1
<u>Black or African American</u>		6	10	31	8	55
<u>Native Hawaiian or Other Pacific Islander</u>						0
<u>White</u>		3	2	6	11	22
Two or more races						0
<u>Race and ethnicity unknown</u>	0	0	0	0	0	0
Total men	1	14	13	44	21	93
Women						
<u>Nonresident alien</u>	0	0	0	0	0	0
<u>Hispanic/Latino</u>		4		1		5
<u>American Indian or Alaska Native</u>						0
<u>Asian</u>		1				1
<u>Black or African American</u>			2	9	1	12
<u>Native Hawaiian or Other Pacific Islander</u>						0
<u>White</u>		2				2
Two or more races						0
<u>Race and ethnicity unknown</u>	0	0	0	0	0	0
Total women	0	7	2	10	1	20
Total (men+women)	1	21	15	54	22	113
Total from EAP						113

Institution: CUNY Brooklyn College (190549)

User ID: P1905491

**Part I - Fall Staff - Full-time staff (excluding instruction/research/public service staff)
- Totals**

**Total number of full-time staff by primary function/occupational activity, gender, and race/ethnicity
(excluding instruction/research/public service staff)**

As of November 1, 2010

Gender and race/ethnicity	Executive/ administrative/ managerial	Other professionals (support/service)	Technical and paraprofessionals	Clerical and secretarial	Skilled crafts	Service/ Maintenance	Total
Men							
<u>Nonresident alien</u>	0	0	0	0	0	0	0
<u>Hispanic/Latino</u>	4	6	5	3	4	15	37
<u>American Indian or Alaska Native</u>	0	0	0	0	0	0	0
<u>Asian</u>	7	5	0	1	1	1	15
<u>Black or African American</u>	6	14	13	4	5	55	97
<u>Native Hawaiian or Other Pacific Islander</u>	0	0	0	0	0	0	0
<u>White</u>	43	37	25	2	20	22	149
Two or more races	0	0	0	0	0	0	0
<u>Race and ethnicity unknown</u>	0	0	0	0	0	0	0
Total men	60	62	43	10	30	93	298
Women							
<u>Nonresident alien</u>	1	1	0	0	0	0	2
<u>Hispanic/Latino</u>	12	14	1	14	0	5	46
<u>American Indian or Alaska Native</u>	0	0	0	0	0	0	0
<u>Asian</u>	3	9	0	8	1	1	22
<u>Black or African American</u>	16	28	5	56	0	12	117
<u>Native Hawaiian or Other Pacific Islander</u>	0	0	0	2	0	0	2
<u>White</u>	34	33	15	77	0	2	161
Two or more races	0	0	0	0	0	0	0
<u>Race and ethnicity unknown</u>	0	0	0	0	0	0	0
Total women	66	85	21	157	1	20	350
Total (men+women)	126	147	64	167	31	113	648
Total from EAP	126	147	64	167	31	113	648

Institution: CUNY Brooklyn College (190549)

User ID: P1905491

Part J - Fall Staff - Part-time professional staffNumber of part-time staff by primary function/occupational activity, gender, and race/ethnicity

As of November 1, 2010

- Report Hispanic/Latino individuals of any race as Hispanic/Latino
- Report race for non-Hispanic/Latino individuals only

Gender and race/ethnicity	Staff whose primary responsibility is instruction, research, and/or public service	Executive/ administrative/ managerial	Other professionals (support/service)
Men			
<u>Nonresident alien</u>	16		1
<u>Hispanic/Latino</u>	18		1
<u>American Indian or Alaska Native</u>	1		
<u>Asian</u>	19		1
<u>Black or African American</u>	38		3
<u>Native Hawaiian or Other Pacific Islander</u>			
<u>White</u>	330		10
Two or more races			
<u>Race and ethnicity unknown</u>	0		0
Total men	422	0	16
Women			
<u>Nonresident alien</u>	19		0
<u>Hispanic/Latino</u>	25		
<u>American Indian or Alaska Native</u>	1		
<u>Asian</u>	25		4
<u>Black or African American</u>	55		3
<u>Native Hawaiian or Other Pacific Islander</u>			
<u>White</u>	281		24
Two or more races			
<u>Race and ethnicity unknown</u>	0		0
Total women	406	0	31
Total (men+women)	828	0	47
Total from EAP	828	0	47

Institution: CUNY Brooklyn College (190549)

User ID: P1905491

Part J - Fall Staff - Part-time non-professional staffNumber of part-time staff by primary function/occupational activity, gender, and race/ethnicity

As of November 1, 2010

- Report Hispanic/Latino individuals of any race as Hispanic/Latino
- Report race for non-Hispanic/Latino individuals only

Gender and race/ethnicity	Technical and paraprofessionals	Clerical and secretarial	Skilled crafts	Service/ Maintenance
Men				
<u>Nonresident alien</u>	0	9		0
<u>Hispanic/Latino</u>	4	23		2
<u>American Indian or Alaska Native</u>				
<u>Asian</u>		30		1
<u>Black or African American</u>	6	81		10
<u>Native Hawaiian or Other Pacific Islander</u>		6		
<u>White</u>	9	101		
Two or more races		1		
<u>Race and ethnicity unknown</u>	0	1		0
Total men	19	252	0	13
Women				
<u>Nonresident alien</u>	0	7		0
<u>Hispanic/Latino</u>	2	44		
<u>American Indian or Alaska Native</u>		1		
<u>Asian</u>	1	42		1
<u>Black or African American</u>		113		6
<u>Native Hawaiian or Other Pacific Islander</u>		4		
<u>White</u>	6	197		1
Two or more races				
<u>Race and ethnicity unknown</u>	0	1		0
Total women	9	409	0	8
Total (men+women)	28	661	0	21
Total from EAP	28	661	0	21

Institution: CUNY Brooklyn College (190549)

User ID: P1905491

Part J - Fall Staff - Graduate assistants and part-time grand totalNumber of part-time staff by primary function/occupational activity, gender, and race/ethnicity

As of November 1, 2010

- Report Hispanic/Latino individuals of any race as Hispanic/Latino
- Report race for non-Hispanic/Latino individuals only

Gender and race/ethnicity	Total (includes Part-time Professionals and Part-time Non-professionals)	<u>Graduate assistants</u>	Part-time grand total (includes graduate assistants)
Men			
<u>Nonresident alien</u>	26	16	42
<u>Hispanic/Latino</u>	48	4	52
<u>American Indian or Alaska Native</u>	1		1
<u>Asian</u>	51	1	52
<u>Black or African American</u>	138		138
<u>Native Hawaiian or Other Pacific Islander</u>	6		6
<u>White</u>	450	20	470
Two or more races	1		1
<u>Race and ethnicity unknown</u>	1	0	1
Total men	722	41	763
Women			
<u>Nonresident alien</u>	26	9	35
<u>Hispanic/Latino</u>	71	1	72
<u>American Indian or Alaska Native</u>	2		2
<u>Asian</u>	73	5	78
<u>Black or African American</u>	177	1	178
<u>Native Hawaiian or Other Pacific Islander</u>	4		4
<u>White</u>	509	28	537
Two or more races	0		0
<u>Race and ethnicity unknown</u>	1	0	1
Total women	863	44	907
Total (men+women)	1,585	85	1,670
Total from EAP	1,585	85	1,670

Institution: CUNY Brooklyn College (190549)

User ID: P1905491

Part K - Fall Staff - Total number of staff**Total number of staff by employment status, gender, and race/ethnicity****As of November 1, 2010**

Gender and race/ethnicity	Full-time men	Full-time women	Part-time men	Part-time women	Total men	Total women
<u>Nonresident alien</u>	11	6	42	35	53	41
<u>Hispanic/Latino</u>	50	66	52	72	102	138
<u>American Indian or Alaska Native</u>	1	1	1	2	2	3
<u>Asian</u>	43	40	52	78	95	118
<u>Black or African American</u>	119	131	138	178	257	309
<u>Native Hawaiian or Other Pacific Islander</u>	1	2	6	4	7	6
<u>White</u>	365	331	470	537	835	868
Two or more races	0	0	1	0	1	0
<u>Race and ethnicity unknown</u>	0	0	1	1	1	1
Grand total	590	577	763	907	1,353	1,484

Institution: CUNY Brooklyn College (190549)

User ID: P1905491

Part L - Fall Staff - New hires - Full-time instruction/research/public service staff - Faculty status

Number of full-time permanent new hires whose primary responsibility is instruction, research, and/or public service by faculty status, gender, and race/ethnicity

(Hired full time between July 1 and October 31, 2010 and
still on payroll of the institution as of November 1, 2010)

- Report Hispanic/Latino individuals of any race as Hispanic/Latino
- Report race for non-Hispanic/Latino individuals only

Gender and race/ethnicity	Faculty status			Without faculty status	Total
	Tenured	On tenure track	Not on tenure track/ no tenure system		
Men					
Nonresident alien	0	1	2		3
Hispanic/Latino		1			1
American Indian or Alaska Native					0
Asian					0
Black or African American					0
Native Hawaiian or Other Pacific Islander					0
White	1	5	4		10
Two or more races					0
Race and ethnicity unknown	0	0	0		0
Total men	1	7	6	0	14
Women					
Nonresident alien	0	0	0		0
Hispanic/Latino			1		1
American Indian or Alaska Native					0
Asian		1			1
Black or African American			1		1
Native Hawaiian or Other Pacific Islander					0
White	1	2	2		5
Two or more races					0
Race and ethnicity unknown	0	0	0		0
Total women	1	3	4	0	8
Total (men+women)	2	10	10	0	22

Institution: CUNY Brooklyn College (190549)

User ID: P1905491

Part L - Fall Staff - New hires - Full-time staff by position

Number of full-time permanent new hires by primary function/occupational activity, gender, and race/ethnicity

(Hired full time between July 1 and October 31, 2010 and
still on payroll of the institution as of November 1, 2010)

- Report Hispanic/Latino individuals of any race as Hispanic/Latino
- Report race for non-Hispanic/Latino individuals only

Gender and race/ethnicity	Executive/ administrative/ managerial	Other professionals (support/service)	Technical and paraprofessionals	Clerical and secretarial	Skilled crafts	Service/ Maintenance	Total
Men							
Nonresident alien	0	0		0			0
Hispanic/Latino	1						1
American Indian or Alaska Native							0
Asian							0
Black or African American		1					1
Native Hawaiian or Other Pacific Islander							0
White	1	4					5
Two or more races							0
Race and ethnicity unknown	0	0		0			0
Total men	2	5	0	0	0	0	7
Women							
Nonresident alien	0	0		0			0
Hispanic/Latino	1	1					2
American Indian or Alaska Native							0
Asian		1		1			2
Black or African American	1	1		1			3
Native Hawaiian or Other Pacific Islander							0
White	1			1			2
Two or more races							0
Race and ethnicity unknown	0	0		0			0
Total women	3	3	0	3	0	0	9
Total (men+women)	5	8	0	3	0	0	16

Institution: CUNY Brooklyn College (190549)

User ID: P1905491

Part L - Fall Staff - New hires - Totals

Total number of full-time permanent new hires by gender and race/ethnicity

(Hired full time between July 1 and October 31, 2010 and
still on payroll of the institution as of November 1, 2010)


	Total men	Total women	Total (men+women)
<u>Nonresident alien</u>	3	0	3
<u>Hispanic/Latino</u>	2	3	5
<u>American Indian or Alaska Native</u>	0	0	0
<u>Asian</u>	0	3	3
<u>Black or African American</u>	1	4	5
<u>Native Hawaiian or Other Pacific Islander</u>	0	0	0
<u>White</u>	15	7	22
Two or more races	0	0	0
<u>Race and ethnicity unknown</u>	0	0	0
Grand total	21	17	38

Institution: CUNY Brooklyn College (190549)

User ID: P1905491

Human Resources Survey Evaluation

Were any staff members difficult to categorize? If so, please explain in the box below.



Institution: CUNY Brooklyn College (190549)

User ID: P1905491

Summary

Human Resources Component Summary
(Applicable to Degree-granting institutions and Related Administrative Offices)

IPEDS collects important information regarding your institution. All data reported in IPEDS survey components become available in the IPEDS Data Center and appear as aggregated data in various Department of Education reports. Additionally, some of the reported data appears specifically for your institution through the College Navigator website and is included in your institution's Data Feedback Report (DFR). The purpose of this summary is to provide you an opportunity to view some of the data that, when accepted through the IPEDS quality control process, will appear on the College Navigator website and/or your DFR. College Navigator is updated approximately three months after the data collection period closes and Data Feedback Reports will be available through the ExPT and sent to your institution's CEO in November 2011.

Please review your data for accuracy. If you have questions about the data displayed below after reviewing the data reported on the survey screens, please contact the IPEDS Help Desk at: 1-877-225-2568 or ipedshelp@rti.org.

Number of staff by employment status and primary function/occupational activity: Fall 2010			
Primary function/occupational activity	Reported values		FTE staff
	Number of full-time staff	Number of part-time staff	
Total number of staff	1,167	1,585	1,695
Professional staff	792	875	1,084
Staff whose primary responsibility is instruction, research, and/or public service	519	828	795
Primary instruction	0	0	0
Instruction/research/public service	519	828	795
Primarily research	0	0	0
Primarily public service	0	0	0
Executive/administrative/managerial	126	0	126
Other professionals (support/service)	147	47	163
Non-professional staff	375	710	612
Technical and paraprofessional	64	28	73
Clerical/secretarial	167	661	387
Skilled crafts	31	0	31
Service/Maintenance	113	21	120

NOTE: Full-time-equivalent (FTE) staff is calculated by summing the total number of full-time staff from the Employees by Assigned Position (EAP) section of the IPEDS HR component and adding one-third of the total number of part-time staff from the EAP section. Graduate assistants are not included in the above figures. Many of the FTE figures are included in the DFR.

Salaries of full-time instructional staff by contract length and academic rank: Academic year 2010-11						
Academic rank	Reported values				Equated 9-month	
	Full-time instructional staff on 9/10-month contracts		Full-time instructional staff on 11/12-month contracts		Average salaries	
	Number of staff	Salary outlays	Number of staff	Salary outlays		
All Ranks	519	\$46,722,708			519	\$90,024
Professor	194	\$21,744,630			194	\$112,086
Associate professor	139	\$12,145,798			139	\$87,380
Assistant professor	141	\$10,115,537			141	\$71,741
Instructor	9	\$470,646			9	\$52,294

Lecturer	36	\$2,246,096			36	\$62,392
No academic rank						

NOTE: The above data are based on the Salaries section of the IPEDS HR component. The number of equated 9-month full-time instructional staff is the sum of staff on 9/10-month and 11/12-month contracts. The equated 9-month average salaries of full-time instructional staff (by rank) are calculated by multiplying the salary outlays (by rank) for staff on 11/12-month contracts by 0.8182 then adding the salary outlays (by rank) for staff on 9/10-month contracts. The resulting sum is then divided by the number of equated 9-month full-time instructional staff (by rank) to determine an average salary for each rank. Salaries of full-time instructional staff on less-than-9-month contracts are not collected. Also, salaries of medical school staff are not collected. The equated 9-month average salaries are included in the DFR.

Institution: CUNY Brooklyn College (190549)

User ID: P1905491

Explanation Report

Number	Source	Location	Description	Severity	Accepted
Screen: Full Time					
1	Row 16 Column 4	Upload File	The number entered, 22, has an expected range of between 26 and 68. Please explain this difference.	Explanation	Yes
Reason: The count is only 4 lower than the expected value. This is correct					

Print Form(s)

Get PDF File

Go Back