

Human Resources 2013-14

Institution: CUNY Brooklyn College (190549)

User ID: P1905491

Overview**Human Resources Overview**

Welcome to the IPEDS Human Resources (HR) survey component. This survey collects important information about your institution's staff.

Recent changes

There are no changes in reporting for 2013-14. However, clarifications have been made to screens and instructions, to address respondent questions. Also, check out the new FAQs.

Several Occupational Categories have been renamed, to better describe who should be reported in them:

- **New:** Community, Social Service, Legal, Arts, Design, Entertainment, Sports, and Media Occupations (21-0000 + 23-0000 + 27-0000)
- **Old:** Community Service, Legal, Arts, and Media Occupations
- **New:** Student and Academic Affairs and Other Education Services Occupations (25-2000 + 25-3000 + 25-9000)
- **Old:** Other Teaching and Instructional Support Occupations

One contract type category has been expanded:

- **New:** Multi-year or continuing or at-will contract
- **Old:** Multi-year contract

See the instructions for the **NEW Key Reporting Concepts** section -- basic reporting concepts that will assist you in completing the Human Resources component.

Resources:

- To download the survey materials for this component: [Survey Materials](#)
- The IPEDS HR/SOC Information Center can be found at the following website: <http://nces.ed.gov/ipeds/resource/soc.asp>. (The resource center includes the IPEDS/SOC crosswalk, SOC information, the IPEDS HR/SOC Browse Tool, and web tutorials.

Data reporting reminders:

- Enter data on each displayed screen. If a screen is not applicable, enter at least one zero in a field on the screen.
- Report staff members difficult to categorize in the "Human Resources Survey Evaluation" box at the end of the survey.

To access your prior year data submission for this component: [Reported Data](#)

If you have questions about completing this survey, please contact the **IPEDS Help Desk at 1-877-225-2568**.

Institution: CUNY Brooklyn College (190549)

User ID: P1905491

Human Resources Screening Questions**Does your institution have any part-time staff?***If you answer **Yes** to this question, you will be provided the screens to report part-time staff.*

Yes



No

Does your institution have 15 or more full-time staff?

Yes



No

**Do ALL of the instructional staff at your institution fall into any of the following categories?***If you answer **Yes** to any of the questions below, you will **NOT** be required to report **Part G - Salaries** for instructional staff. However, Part G will still be required for reporting data for full-time non-instructional staff.*

No



Yes

Are ALL of the instructional staff military personnel?



No



Yes

Do ALL of the instructional staff contribute their services (e.g., members of a religious order)?



No



Yes

Do ALL of the instructional staff teach pre-clinical or clinical medicine?

You may use the space below to provide context for the data you've reported above.

<div style="position: relative;"> <div style="position: absolute; top: 0; right: 0; width: 20px; height: 20px; text-align: center;">^</div> <div style="position: absolute; bottom: 0; right: 0; width: 20px; height: 20px; text-align: center;">v</div> <div style="position: absolute; left: 0; bottom: 0; width: 20px; text-align: center;"><</div> <div style="position: absolute; right: 0; bottom: 0; width: 20px; text-align: center;">></div> </div>
--

Institution: CUNY Brooklyn College (190549)

User ID: P1905491

Human Resources Screening Questions**Does your institution have a tenure system?***If you answer **Yes** to this question, you will be provided the screens to report some data by tenure status.*

	<input checked="" type="radio"/>	Yes	<input type="radio"/>	No
--	----------------------------------	-----	-----------------------	----

Does your institution have graduate assistants?*If you answer **Yes** to this question, you will be provided the screens to report graduate assistants.*

	<input checked="" type="radio"/>	Yes	<input type="radio"/>	No
--	----------------------------------	-----	-----------------------	----

Did your institution hire any full-time permanent staff who were included on the payroll of the institution between July 1 and October 31, 2013 either for the *first time* (new to the institution) or *after a break in service* AND who were still on the payroll of the institution as of November 1, 2013? (Exclude persons who have returned from sabbatical leave and full-time instructional staff who are working less-than-9-month contracts.)

*If you answer **Yes** to this question and your institution has 15 or more full-time staff, you will be provided the screens to report **full-time permanent new hires** in **Part H**.*

	<input checked="" type="radio"/>	Yes	<input type="radio"/>	No
--	----------------------------------	-----	-----------------------	----

Institution: CUNY Brooklyn College (190549)

User ID: P1905491

Part A1 - Full-time Instructional Staff

**Number of Full-time Instructional Staff
With Faculty Status
Tenured**

As of November 1, 2013

- Report Hispanic/Latino individuals of any race as Hispanic/Latino
- Report race for non-Hispanic/Latino individuals only
- Include both Primarily Instruction and Instruction Combined with Research and/or Public Service

Gender and race/ethnicity	Academic Rank					No academic rank	Total
	Professors	Associate professors	Assistant professors	Instructors	Lecturers		
Men							
<u>Nonresident alien</u>	1	4	1				6
<u>Hispanic/Latino</u>	6	2			2		10
<u>American Indian or Alaska Native</u>							0
<u>Asian</u>	10	9	2				21
<u>Black or African American</u>	6	5	1		3		15
<u>Native Hawaiian or Other Pacific Islander</u>							0
<u>White</u>	107	45	7		6		165
Two or more races		1					1
<u>Race and ethnicity unknown</u>							0
Total men	130	66	11	0	11	0	218
Women							
Nonresident alien		1					1
Hispanic/Latino	5	5	2				12
American Indian or Alaska Native	1						1
Asian	1	5	3				9
Black or African American	5		2				7
Native Hawaiian or Other Pacific Islander							0
White	58	45	8		2		113
Two or more races							0
Race and ethnicity unknown							0
Total women	70	56	15	0	2	0	143
Total (men+women)	200	122	26	0	13	0	361
Total from prior year							371

Institution: CUNY Brooklyn College (190549)

User ID: P1905491

Part A1 - Full-time Instructional Staff

**Number of Full-time Instructional Staff
With Faculty Status
On Tenure Track**

As of November 1, 2013

- Report Hispanic/Latino individuals of any race as Hispanic/Latino
- Report race for non-Hispanic/Latino individuals only
- Include both Primarily Instruction and Instruction Combined with Research and/or Public Service

Gender and race/ethnicity	Academic Rank					No academic rank	Total
	Professors	Associate professors	Assistant professors	Instructors	Lecturers		
Men							
<u>Nonresident alien</u>	<input type="text"/>	<input type="text"/>	5	<input type="text"/>	<input type="text"/>	<input type="text"/>	5
<u>Hispanic/Latino</u>	<input type="text"/>	<input type="text"/>	3	<input type="text"/>	<input type="text"/>	<input type="text"/>	3
<u>American Indian or Alaska Native</u>	<input type="text"/>	<input type="text"/>	<input type="text"/>	<input type="text"/>	<input type="text"/>	<input type="text"/>	0
<u>Asian</u>	<input type="text"/>	<input type="text"/>	6	<input type="text"/>	<input type="text"/>	<input type="text"/>	6
<u>Black or African American</u>	<input type="text"/>	1	7	<input type="text"/>	<input type="text"/>	<input type="text"/>	8
<u>Native Hawaiian or Other Pacific Islander</u>	<input type="text"/>	<input type="text"/>	1	<input type="text"/>	<input type="text"/>	<input type="text"/>	1
<u>White</u>	<input type="text"/>	7	26	<input type="text"/>	10	<input type="text"/>	43
Two or more races	<input type="text"/>	<input type="text"/>	<input type="text"/>	<input type="text"/>	<input type="text"/>	<input type="text"/>	0
<u>Race and ethnicity unknown</u>	<input type="text"/>	<input type="text"/>	<input type="text"/>	<input type="text"/>	<input type="text"/>	<input type="text"/>	0
Total men	0	8	48	0	10	0	66
Women							
Nonresident alien	<input type="text"/>	<input type="text"/>	8	<input type="text"/>	<input type="text"/>	<input type="text"/>	8
Hispanic/Latino	<input type="text"/>	<input type="text"/>	3	<input type="text"/>	<input type="text"/>	<input type="text"/>	3
American Indian or Alaska Native	<input type="text"/>	<input type="text"/>	<input type="text"/>	<input type="text"/>	<input type="text"/>	<input type="text"/>	0
Asian	<input type="text"/>	1	12	<input type="text"/>	1	<input type="text"/>	14
Black or African American	<input type="text"/>	1	4	<input type="text"/>	<input type="text"/>	<input type="text"/>	5
Native Hawaiian or Other Pacific Islander	<input type="text"/>	<input type="text"/>	<input type="text"/>	<input type="text"/>	<input type="text"/>	<input type="text"/>	0
White	<input type="text"/>	1	39	<input type="text"/>	12	<input type="text"/>	52
Two or more races	<input type="text"/>	<input type="text"/>	<input type="text"/>	<input type="text"/>	<input type="text"/>	<input type="text"/>	0
Race and ethnicity unknown	<input type="text"/>	<input type="text"/>	<input type="text"/>	<input type="text"/>	<input type="text"/>	<input type="text"/>	0
Total women	0	3	66	0	13	0	82
Total (men+women)	0	11	114	0	23	0	148
Total from prior year							136

Institution: CUNY Brooklyn College (190549)

User ID: P1905491

Part A1 - Full-time Instructional Staff

Number of Full-time Instructional Staff With Faculty Status <u>Not on Tenure Track - Multi-Year or Continuing or At-will Contract</u> As of November 1, 2013							
<ul style="list-style-type: none"> • Report Hispanic/Latino individuals of any race as Hispanic/Latino • Report race for non-Hispanic/Latino individuals only • Include both Primarily Instruction and Instruction Combined with Research and/or Public Service 							
Gender and race/ethnicity	Academic Rank					No academic rank	Total
	Professors	Associate professors	Assistant professors	Instructors	Lecturers		
Men							
<u>Nonresident alien</u>	<input type="text"/>	<input type="text"/>	<input type="text"/>	<input type="text"/>	<input type="text"/>	<input type="text"/>	0
<u>Hispanic/Latino</u>	<input type="text"/>	<input type="text"/>	<input type="text"/>	<input type="text"/>	<input type="text"/>	<input type="text"/>	0
<u>American Indian or Alaska Native</u>	<input type="text"/>	<input type="text"/>	<input type="text"/>	<input type="text"/>	<input type="text"/>	<input type="text"/>	0
<u>Asian</u>	<input type="text"/>	<input type="text"/>	<input type="text"/>	<input type="text"/>	<input type="text"/>	<input type="text"/>	0
<u>Black or African American</u>	<input type="text"/>	<input type="text"/>	<input type="text"/>	<input type="text"/>	<input type="text"/>	<input type="text"/>	0
<u>Native Hawaiian or Other Pacific Islander</u>	<input type="text"/>	<input type="text"/>	<input type="text"/>	<input type="text"/>	<input type="text"/>	<input type="text"/>	0
<u>White</u>	<input type="text"/>	<input type="text"/>	<input type="text"/>	<input type="text"/>	<input type="text"/>	<input type="text"/>	0
Two or more races	<input type="text"/>	<input type="text"/>	<input type="text"/>	<input type="text"/>	<input type="text"/>	<input type="text"/>	0
<u>Race and ethnicity unknown</u>	<input type="text"/>	<input type="text"/>	<input type="text"/>	<input type="text"/>	<input type="text"/>	<input type="text"/>	0
Total men	0	0	0	0	0	0	0
Women							
Nonresident alien	<input type="text"/>	<input type="text"/>	<input type="text"/>	<input type="text"/>	<input type="text"/>	<input type="text"/>	0
Hispanic/Latino	<input type="text"/>	<input type="text"/>	<input type="text"/>	<input type="text"/>	<input type="text"/>	<input type="text"/>	0
American Indian or Alaska Native	<input type="text"/>	<input type="text"/>	<input type="text"/>	<input type="text"/>	<input type="text"/>	<input type="text"/>	0
Asian	<input type="text"/>	<input type="text"/>	<input type="text"/>	<input type="text"/>	<input type="text"/>	<input type="text"/>	0
Black or African American	<input type="text"/>	<input type="text"/>	<input type="text"/>	<input type="text"/>	<input type="text"/>	<input type="text"/>	0
Native Hawaiian or Other Pacific Islander	<input type="text"/>	<input type="text"/>	0	<input type="text"/>	<input type="text"/>	<input type="text"/>	0
White	<input type="text"/>	<input type="text"/>	<input type="text"/>	<input type="text"/>	<input type="text"/>	<input type="text"/>	0
Two or more races	<input type="text"/>	<input type="text"/>	<input type="text"/>	<input type="text"/>	<input type="text"/>	<input type="text"/>	0
Race and ethnicity unknown	<input type="text"/>	<input type="text"/>	<input type="text"/>	<input type="text"/>	<input type="text"/>	<input type="text"/>	0
Total women	0	0	0	0	0	0	0
Total (men+women)	0	0	0	0	0	0	0
Total from prior year							

Institution: CUNY Brooklyn College (190549)

User ID: P1905491

Part A1 - Full-time Instructional Staff

**Number of Full-time Instructional Staff
With Faculty Status
Not on Tenure Track - Annual Contract**

As of November 1, 2013

- Report Hispanic/Latino individuals of any race as Hispanic/Latino
- Report race for non-Hispanic/Latino individuals only
- Include both Primarily Instruction and Instruction Combined with Research and/or Public Service

Gender and race/ethnicity	Academic Rank					No academic rank	Total
	Professors	Associate professors	Assistant professors	Instructors	Lecturers		
Men							
<u>Nonresident alien</u>	<input type="text"/>	<input type="text"/>	<input type="text"/>	<input type="text"/>	<input type="text"/>	<input type="text"/>	0
<u>Hispanic/Latino</u>	<input type="text"/>	<input type="text"/>	1	<input type="text"/>	1	<input type="text"/>	2
<u>American Indian or Alaska Native</u>	<input type="text"/>	<input type="text"/>	<input type="text"/>	<input type="text"/>	<input type="text"/>	<input type="text"/>	0
<u>Asian</u>	<input type="text"/>	<input type="text"/>	<input type="text"/>	<input type="text"/>	1	<input type="text"/>	1
<u>Black or African American</u>	<input type="text"/>	<input type="text"/>	1	<input type="text"/>	<input type="text"/>	<input type="text"/>	1
<u>Native Hawaiian or Other Pacific Islander</u>	<input type="text"/>	<input type="text"/>	<input type="text"/>	<input type="text"/>	<input type="text"/>	<input type="text"/>	0
<u>White</u>	3	1	6	2	3	<input type="text"/>	15
Two or more races	<input type="text"/>	<input type="text"/>	<input type="text"/>	<input type="text"/>	<input type="text"/>	<input type="text"/>	0
<u>Race and ethnicity unknown</u>	<input type="text"/>	<input type="text"/>	<input type="text"/>	<input type="text"/>	<input type="text"/>	<input type="text"/>	0
Total men	3	1	8	2	5	0	19
Women							
Nonresident alien	<input type="text"/>	<input type="text"/>	<input type="text"/>	<input type="text"/>	<input type="text"/>	<input type="text"/>	0
Hispanic/Latino	<input type="text"/>	<input type="text"/>	1	1	<input type="text"/>	<input type="text"/>	2
American Indian or Alaska Native	<input type="text"/>	<input type="text"/>	<input type="text"/>	<input type="text"/>	<input type="text"/>	<input type="text"/>	0
Asian	<input type="text"/>	<input type="text"/>	1	<input type="text"/>	<input type="text"/>	<input type="text"/>	1
Black or African American	<input type="text"/>	<input type="text"/>	<input type="text"/>	1	<input type="text"/>	<input type="text"/>	1
Native Hawaiian or Other Pacific Islander	<input type="text"/>	<input type="text"/>	<input type="text"/>	<input type="text"/>	<input type="text"/>	<input type="text"/>	0
White	3	<input type="text"/>	4	8	<input type="text"/>	<input type="text"/>	15
Two or more races	<input type="text"/>	<input type="text"/>	<input type="text"/>	<input type="text"/>	<input type="text"/>	<input type="text"/>	0
Race and ethnicity unknown	<input type="text"/>	<input type="text"/>	<input type="text"/>	<input type="text"/>	<input type="text"/>	<input type="text"/>	0
Total women	3	0	6	10	0	0	19
Total (men+women)	6	1	14	12	5	0	38
Total from prior year							36

Institution: CUNY Brooklyn College (190549)

User ID: P1905491

Part A1 - Full-time Instructional Staff

**Number of Full-time Instructional Staff
With Faculty Status
Not on Tenure Track - Less Than Annual Contract**

As of November 1, 2013

- Report Hispanic/Latino individuals of any race as Hispanic/Latino
- Report race for non-Hispanic/Latino individuals only
- Include both Primarily Instruction and Instruction Combined with Research and/or Public Service

Gender and race/ethnicity	Academic Rank					No academic rank	Total
	Professors	Associate professors	Assistant professors	Instructors	Lecturers		
Men							
<u>Nonresident alien</u>	<input type="text"/>	<input type="text"/>	<input type="text"/>	<input type="text"/>	<input type="text"/>	<input type="text"/>	0
<u>Hispanic/Latino</u>	<input type="text"/>	<input type="text"/>	<input type="text"/>	<input type="text"/>	<input type="text"/>	<input type="text"/>	0
<u>American Indian or Alaska Native</u>	<input type="text"/>	<input type="text"/>	<input type="text"/>	<input type="text"/>	<input type="text"/>	<input type="text"/>	0
<u>Asian</u>	<input type="text"/>	<input type="text"/>	<input type="text"/>	<input type="text"/>	<input type="text"/>	<input type="text"/>	0
<u>Black or African American</u>	<input type="text"/>	<input type="text"/>	<input type="text"/>	<input type="text"/>	<input type="text"/>	<input type="text"/>	0
<u>Native Hawaiian or Other Pacific Islander</u>	<input type="text"/>	<input type="text"/>	<input type="text"/>	<input type="text"/>	<input type="text"/>	<input type="text"/>	0
<u>White</u>	<input type="text"/>	<input type="text"/>	<input type="text"/>	<input type="text"/>	<input type="text"/>	<input type="text"/>	0
Two or more races	<input type="text"/>	<input type="text"/>	<input type="text"/>	<input type="text"/>	<input type="text"/>	<input type="text"/>	0
<u>Race and ethnicity unknown</u>	<input type="text"/>	<input type="text"/>	<input type="text"/>	<input type="text"/>	<input type="text"/>	<input type="text"/>	0
Total men	0	0	0	0	0	0	0
Women							
Nonresident alien	<input type="text"/>	<input type="text"/>	<input type="text"/>	<input type="text"/>	<input type="text"/>	<input type="text"/>	0
Hispanic/Latino	<input type="text"/>	<input type="text"/>	<input type="text"/>	<input type="text"/>	<input type="text"/>	<input type="text"/>	0
American Indian or Alaska Native	<input type="text"/>	<input type="text"/>	<input type="text"/>	<input type="text"/>	<input type="text"/>	<input type="text"/>	0
Asian	<input type="text"/>	<input type="text"/>	<input type="text"/>	<input type="text"/>	<input type="text"/>	<input type="text"/>	0
Black or African American	<input type="text"/>	<input type="text"/>	<input type="text"/>	<input type="text"/>	<input type="text"/>	<input type="text"/>	0
Native Hawaiian or Other Pacific Islander	<input type="text"/>	<input type="text"/>	0	<input type="text"/>	<input type="text"/>	<input type="text"/>	0
White	<input type="text"/>	<input type="text"/>	<input type="text"/>	<input type="text"/>	<input type="text"/>	<input type="text"/>	0
Two or more races	<input type="text"/>	<input type="text"/>	<input type="text"/>	<input type="text"/>	<input type="text"/>	<input type="text"/>	0
Race and ethnicity unknown	<input type="text"/>	<input type="text"/>	<input type="text"/>	<input type="text"/>	<input type="text"/>	<input type="text"/>	0
Total women	0	0	0	0	0	0	0
Total (men+women)	0	0	0	0	0	0	0
Total from prior year							

Institution: CUNY Brooklyn College (190549)

User ID: P1905491

Part A1 - Full-time Instructional Staff



Number of Full-time Instructional Staff Without Faculty Status As of November 1, 2013	
<ul style="list-style-type: none"> • Report Hispanic/Latino individuals of any race as Hispanic/Latino • Report race for non-Hispanic/Latino individuals only • Include both Primarily Instruction and Instruction Combined with Research and/or Public Service 	
Gender and race/ethnicity	Without Faculty Status
Men	
<u>Nonresident alien</u>	<input type="text"/>
<u>Hispanic/Latino</u>	<input type="text"/>
<u>American Indian or Alaska Native</u>	<input type="text"/>
<u>Asian</u>	<input type="text"/>
<u>Black or African American</u>	<input type="text"/>
<u>Native Hawaiian or Other Pacific Islander</u>	<input type="text"/>
<u>White</u>	<input type="text"/>
Two or more races	<input type="text"/>
<u>Race and ethnicity unknown</u>	<input type="text"/>
Total men	0
Women	
Nonresident alien	<input type="text"/>
Hispanic/Latino	<input type="text"/>
American Indian or Alaska Native	<input type="text"/>
Asian	<input type="text"/>
Black or African American	<input type="text" value="0"/>
Native Hawaiian or Other Pacific Islander	<input type="text"/>
White	<input type="text"/>
Two or more races	<input type="text"/>
Race and ethnicity unknown	<input type="text"/>
Total women	0
Total (men+women)	0
Total from prior year	

Institution: CUNY Brooklyn College (190549)

User ID: P1905491

Part A2 - Full-time Instructional Staff**Number of Full-time Instructional Staff****As of November 1, 2013**

- Report Primarily Instruction and Instruction Combined with Research and/or Public Service separately, as indicated below

	With <u>Faculty status</u>					Without Faculty status	Total
	<u>Tenured</u>	<u>On Tenure Track</u>	<u>Not on Tenure Track</u>				
			<u>Multi-year, continuing, or at-will contract</u>	<u>Annual contract</u>	<u>Less-than-annual contract</u>		
Total carried forward from previous screens	361	148	0	38	0	0	547
<u>Primarily Instruction</u>	361	148	0	38	0	0	547
 Exclusively credit	<input type="text" value="319"/>	<input type="text" value="136"/>	<input type="text"/>	<input type="text" value="34"/>	<input type="text"/>	<input type="text"/>	489
 Exclusively not-for-credit	<input type="text"/>	<input type="text"/>	<input type="text"/>	<input type="text"/>	<input type="text"/>	<input type="text"/>	0
Combined credit/not-for-credit	<input type="text" value="42"/>	<input type="text" value="12"/>	<input type="text"/>	<input type="text" value="4"/>	<input type="text"/>	<input type="text"/>	58
<u>Instruction/research/public service staff</u>	<input type="text"/>	<input type="text"/>	<input type="text"/>	<input type="text"/>	<input type="text"/>	<input type="text"/>	0

Institution: CUNY Brooklyn College (190549)

User ID: P1905491

Part A3 - Full-time Instructional Staff - Totals

Total number of Full-time Instructional Staff			
As of November 1, 2013			
Race/ethnicity	Total men	Total women	Total (men+women)
Nonresident alien	11	9	20
Hispanic/Latino	15	17	32
American Indian or Alaska Native	0	1	1
Asian	28	24	52
Black or African American	24	13	37
Native Hawaiian or Other Pacific Islander	1	0	1
White	223	180	403
Two or more races	1	0	1
Race and ethnicity unknown	0	0	0
Total	303	244	547

Institution: CUNY Brooklyn College (190549)

User ID: P1905491


Part B1 - Full-time Non-instructional staff

Number of Full-time Non-instructional Staff by Occupational Category As of November 1, 2013			
<ul style="list-style-type: none"> • Report Hispanic/Latino individuals of any race as Hispanic/Latino • Report race for non-Hispanic/Latino individuals only 			
Gender and race/ethnicity	Instructional Staff (carried forward from Part A)	Research staff	Public Service staff
Men			
<u>Nonresident alien</u>	11	<input type="text"/>	<input type="text"/>
<u>Hispanic/Latino</u>	15	<input type="text"/>	<input type="text"/>
<u>American Indian or Alaska Native</u>	0	<input type="text"/>	<input type="text"/>
<u>Asian</u>	28	<input type="text"/>	<input type="text"/>
<u>Black or African American</u>	24	<input type="text"/>	<input type="text"/>
<u>Native Hawaiian or Other Pacific Islander</u>	1	<input type="text"/>	<input type="text"/>
<u>White</u>	223	<input type="text"/>	<input type="text"/>
Two or more races	1	<input type="text"/>	<input type="text"/>
<u>Race and ethnicity unknown</u>	0	<input type="text"/>	<input type="text"/>
Total men	303	0	0
Women			
Nonresident alien	9	<input type="text"/>	<input type="text"/>
Hispanic/Latino	17	<input type="text"/>	<input type="text"/>
American Indian or Alaska Native	1	<input type="text"/>	<input type="text"/>
Asian	24	<input type="text"/>	<input type="text"/>
Black or African American	13	<input type="text" value="0"/>	<input type="text"/>
Native Hawaiian or Other Pacific Islander	0	<input type="text"/>	<input type="text"/>
White	180	<input type="text"/>	<input type="text"/>
Two or more races	0	<input type="text"/>	<input type="text"/>
Race and ethnicity unknown	0	<input type="text"/>	<input type="text"/>
Total women	244	0	0
Total (men+women)	547	0	0
Total from prior year			

Institution: CUNY Brooklyn College (190549)

User ID: P1905491

Part B1 - Full-time Non-instructional staff

Number of Full-time Non-instructional Staff by Occupational Category As of November 1, 2013				
<ul style="list-style-type: none"> • Report Hispanic/Latino individuals of any race as Hispanic/Latino • Report race for non-Hispanic/Latino individuals only 				
Gender and race/ethnicity	<u>Archivists, Curators, and Museum Technicians</u> 25-4010	<u>Librarians</u> 25-4020	<u>Library Technicians</u> 25-4030	 <u>Student and Academic Affairs and Other Education Services Occupations</u> 25-2000 + 25-3000 + 25-9000
Men				
<u>Nonresident alien</u>	<input type="text"/>	<input type="text"/>	<input type="text"/>	<input type="text"/>
<u>Hispanic/Latino</u>	<input type="text"/>	<input type="text"/>	<input type="text"/>	<input type="text" value="1"/>
<u>American Indian or Alaska Native</u>	<input type="text"/>	<input type="text"/>	<input type="text"/>	<input type="text"/>
<u>Asian</u>	<input type="text"/>	<input type="text" value="1"/>	<input type="text"/>	<input type="text" value="2"/>
<u>Black or African American</u>	<input type="text"/>	<input type="text"/>	<input type="text"/>	<input type="text" value="1"/>
<u>Native Hawaiian or Other Pacific Islander</u>	<input type="text"/>	<input type="text"/>	<input type="text"/>	<input type="text"/>
<u>White</u>	<input type="text"/>	<input type="text"/>	<input type="text"/>	<input type="text" value="1"/>
Two or more races	<input type="text"/>	<input type="text"/>	<input type="text"/>	<input type="text"/>
<u>Race and ethnicity unknown</u>	<input type="text"/>	<input type="text"/>	<input type="text"/>	<input type="text"/>
Total men	0	1	0	5
Women				
Nonresident alien	<input type="text"/>	<input type="text"/>	<input type="text"/>	<input type="text"/>
Hispanic/Latino	<input type="text"/>	<input type="text"/>	<input type="text" value="1"/>	<input type="text" value="2"/>
American Indian or Alaska Native	<input type="text"/>	<input type="text"/>	<input type="text"/>	<input type="text"/>
Asian	<input type="text"/>	<input type="text"/>	<input type="text"/>	<input type="text"/>
Black or African American	<input type="text"/>	<input type="text" value="1"/>	<input type="text"/>	<input type="text" value="1"/>
Native Hawaiian or Other Pacific Islander	<input type="text"/>	<input type="text"/>	<input type="text"/>	<input type="text"/>
White	<input type="text" value="2"/>	<input type="text" value="1"/>	<input type="text"/>	<input type="text" value="10"/>
Two or more races	<input type="text"/>	<input type="text"/>	<input type="text"/>	<input type="text"/>
Race and ethnicity unknown	<input type="text"/>	<input type="text"/>	<input type="text"/>	<input type="text"/>
Total women	2	2	1	13
Total (men+women)	2	3	1	18
Total from prior year	2	1	1	16

Institution: CUNY Brooklyn College (190549)

User ID: P1905491

Part B1 - Full-time Non-instructional staff

Number of Full-time Non-instructional Staff by Occupational Category As of November 1, 2013						
<ul style="list-style-type: none"> • Report Hispanic/Latino individuals of any race as Hispanic/Latino • Report race for non-Hispanic/Latino individuals only 						
Gender and race/ethnicity	<u>Management Occupations</u> 11-0000	<u>Business and Financial Operations Occupations</u> 13-0000	<u>Computer, Engineering, and Science Occupations</u> 15-0000 + 17-0000 + 19-0000	<u>Community, Social Service, Legal, Arts, Design, Entertainment, Sports, and Media Occupations</u> 21-0000 + 23-0000 + 27-0000	<u>Healthcare Practitioners and Technical Occupations</u> 29-0000	
Men						
<u>Nonresident alien</u>	<input type="text"/>	<input type="text"/>	<input type="text"/>	<input type="text"/>	<input type="text"/>	<input type="text"/>
<u>Hispanic/Latino</u>	<input type="text" value="2"/>	<input type="text" value="4"/>	<input type="text" value="7"/>	<input type="text" value="1"/>	<input type="text"/>	<input type="text"/>
<u>American Indian or Alaska Native</u>	<input type="text"/>	<input type="text"/>	<input type="text"/>	<input type="text"/>	<input type="text"/>	<input type="text"/>
<u>Asian</u>	<input type="text" value="1"/>	<input type="text"/>	<input type="text" value="7"/>	<input type="text" value="1"/>	<input type="text" value="1"/>	<input type="text"/>
<u>Black or African American</u>	<input type="text" value="3"/>	<input type="text" value="2"/>	<input type="text" value="17"/>	<input type="text" value="4"/>	<input type="text"/>	<input type="text"/>
<u>Native Hawaiian or Other Pacific Islander</u>	<input type="text"/>	<input type="text"/>	<input type="text"/>	<input type="text"/>	<input type="text"/>	<input type="text"/>
<u>White</u>	<input type="text" value="29"/>	<input type="text" value="11"/>	<input type="text" value="36"/>	<input type="text" value="13"/>	<input type="text" value="2"/>	<input type="text"/>
Two or more races	<input type="text"/>	<input type="text"/>	<input type="text"/>	<input type="text"/>	<input type="text"/>	<input type="text"/>
<u>Race and ethnicity unknown</u>	<input type="text"/>	<input type="text"/>	<input type="text"/>	<input type="text"/>	<input type="text"/>	<input type="text"/>
Total men	35	17	67	19	3	
Women						
<u>Nonresident alien</u>	<input type="text" value="1"/>	<input type="text"/>	<input type="text"/>	<input type="text"/>	<input type="text"/>	<input type="text"/>
<u>Hispanic/Latino</u>	<input type="text" value="8"/>	<input type="text" value="1"/>	<input type="text" value="4"/>	<input type="text" value="8"/>	<input type="text"/>	<input type="text"/>
<u>American Indian or Alaska Native</u>	<input type="text"/>	<input type="text"/>	<input type="text"/>	<input type="text"/>	<input type="text"/>	<input type="text"/>
<u>Asian</u>	<input type="text" value="2"/>	<input type="text" value="4"/>	<input type="text" value="4"/>	<input type="text" value="3"/>	<input type="text"/>	<input type="text"/>
<u>Black or African American</u>	<input type="text" value="13"/>	<input type="text" value="8"/>	<input type="text" value="7"/>	<input type="text" value="11"/>	<input type="text"/>	<input type="text"/>
<u>Native Hawaiian or Other Pacific Islander</u>	<input type="text"/>	<input type="text"/>	<input type="text"/>	<input type="text"/>	<input type="text"/>	<input type="text"/>
<u>White</u>	<input type="text" value="16"/>	<input type="text" value="6"/>	<input type="text" value="19"/>	<input type="text" value="14"/>	<input type="text"/>	<input type="text"/>
Two or more races	<input type="text"/>	<input type="text"/>	<input type="text"/>	<input type="text"/>	<input type="text"/>	<input type="text"/>

Race and ethnicity unknown	<input type="text"/>	<input type="text"/>	<input type="text"/>	<input type="text"/>	<input type="text"/>
Total women	40	19	34	36	0
Total (men+women)	75	36	101	55	3
Total from prior year	74	32	95	55	3

Institution: CUNY Brooklyn College (190549)

User ID: P1905491

Part B1 - Full-time Non-instructional staff


Number of Full-time Non-instructional Staff by Occupational Category As of November 1, 2013						
<ul style="list-style-type: none"> Report Hispanic/Latino individuals of any race as Hispanic/Latino Report race for non-Hispanic/Latino individuals only 						
Gender and race/ethnicity	<u>Service Occupations</u> 31-0000 + 33-0000 + 35-0000 + 37-0000 + 39-0000	<u>Sales and Related Occupations</u> 41-0000	<u>Office and Administrative Support Occupations</u> 43-0000	<u>Natural Resources, Construction, and Maintenance Occupations</u> 45-0000 + 47-0000 + 49-0000	<u>Production, Transportation, and Material Moving Occupations</u> 51-0000 + 53-0000	Grand Total (All full- time staff)
Men						
<u>Nonresident alien</u>	<input type="text"/>	<input type="text"/>	<input type="text"/>	<input type="text"/>	<input type="text"/>	11
<u>Hispanic/Latino</u>	<input type="text" value="16"/>	<input type="text"/>	<input type="text" value="6"/>	<input type="text" value="3"/>	<input type="text" value="5"/>	60
<u>American Indian or Alaska Native</u>	<input type="text"/>	<input type="text"/>	<input type="text"/>	<input type="text"/>	<input type="text" value="1"/>	1
<u>Asian</u>	<input type="text" value="3"/>	<input type="text"/>	<input type="text" value="1"/>	<input type="text" value="2"/>	<input type="text"/>	47
<u>Black or African American</u>	<input type="text" value="62"/>	<input type="text"/>	<input type="text" value="6"/>	<input type="text" value="5"/>	<input type="text" value="7"/>	131
<u>Native Hawaiian or Other Pacific Islander</u>	<input type="text"/>	<input type="text"/>	<input type="text"/>	<input type="text"/>	<input type="text"/>	1
<u>White</u>	<input type="text" value="16"/>	<input type="text"/>	<input type="text" value="12"/>	<input type="text" value="23"/>	<input type="text" value="14"/>	380
Two or more races	<input type="text"/>	<input type="text"/>	<input type="text" value="2"/>	<input type="text"/>	<input type="text"/>	3
<u>Race and ethnicity unknown</u>	<input type="text"/>	<input type="text"/>	<input type="text"/>	<input type="text"/>	<input type="text"/>	0
Total men	97	0	27	33	27	634
Women						
Nonresident alien	<input type="text"/>	<input type="text"/>	<input type="text" value="3"/>	<input type="text"/>	<input type="text"/>	13
Hispanic/Latino	<input type="text" value="10"/>	<input type="text"/>	<input type="text" value="14"/>	<input type="text"/>	<input type="text"/>	65
American Indian or Alaska Native	<input type="text"/>	<input type="text"/>	<input type="text"/>	<input type="text"/>	<input type="text"/>	1
Asian	<input type="text" value="3"/>	<input type="text"/>	<input type="text" value="12"/>	<input type="text" value="1"/>	<input type="text"/>	53
Black or African American	<input type="text" value="23"/>	<input type="text"/>	<input type="text" value="71"/>	<input type="text"/>	<input type="text" value="2"/>	150
Native Hawaiian or Other Pacific Islander	<input type="text"/>	<input type="text"/>	<input type="text" value="2"/>	<input type="text"/>	<input type="text"/>	2
White	<input type="text" value="2"/>	<input type="text"/>	<input type="text" value="79"/>	<input type="text"/>	<input type="text"/>	329
	<input type="text"/>	<input type="text"/>	<input type="text" value="1"/>	<input type="text"/>	<input type="text"/>	1

Two or more races						
Race and ethnicity unknown	<input type="text"/>	<input type="text"/>	<input type="text"/>	<input type="text"/>	<input type="text"/>	0
Total women	38	0	182	1	2	614
Total (men+women)	135	0	209	34	29	1,248
Total from prior year	133		205	26	29	1,215

Institution: CUNY Brooklyn College (190549)

User ID: P1905491

Part B2 - Full-time non-instructional staff

Number of Full-time Non-instructional Staff							
As of November 1, 2013							
Occupational category	With Faculty status					Without Faculty status	Total
	Tenured	On Tenure Track	Not on Tenure Track				
			Multi-year, continuing, or at-will contract	Annual contract	Less-than-annual contract		
<u>Research staff</u>	<input type="text"/>	<input type="text"/>	<input type="text"/>	<input type="text"/>	<input type="text"/>	<input type="text"/>	0
<u>Public Service staff</u>	<input type="text"/>	<input type="text"/>	<input type="text"/>	<input type="text"/>	<input type="text"/>	<input type="text"/>	0
<u>Archivists, Curators, and Museum Technicians</u> 25-4010	<input type="text"/>	<input type="text"/>	<input type="text"/>	<input type="text"/>	<input type="text"/>	<input type="text" value="2"/>	2
<u>Librarians</u> 25-4020	<input type="text"/>	<input type="text"/>	<input type="text"/>	<input type="text"/>	<input type="text"/>	<input type="text" value="3"/>	3
<u>Library Technicians</u> 25-4030	<input type="text"/>	<input type="text"/>	<input type="text"/>	<input type="text"/>	<input type="text"/>	<input type="text" value="1"/>	1
 <u>Student and Academic Affairs and Other Education Services Occupations</u> 25-2000 + 25-3000 + 25-9000	<input type="text"/>	<input type="text"/>	<input type="text"/>	<input type="text"/>	<input type="text"/>	<input type="text" value="18"/>	18
<u>Management Occupations</u> 11-0000	<input type="text"/>	<input type="text"/>	<input type="text"/>	<input type="text"/>	<input type="text"/>	<input type="text" value="75"/>	75
<u>Business and Financial Operations Occupations</u> 13-0000	<input type="text"/>	<input type="text"/>	<input type="text"/>	<input type="text"/>	<input type="text"/>	<input type="text" value="36"/>	36
<u>Computer, Engineering, and Science Occupations</u> 15-0000 + 17-0000 + 19-0000	<input type="text"/>	<input type="text"/>	<input type="text"/>	<input type="text"/>	<input type="text"/>	<input type="text" value="101"/>	101
<u>Community, Social Service, Legal, Arts, Design, Entertainment, Sports, and Media Occupations</u> 21-0000 + 23-0000 + 27-0000	<input type="text"/>	<input type="text"/>	<input type="text"/>	<input type="text"/>	<input type="text"/>	<input type="text" value="55"/>	55
<u>Healthcare Practitioners and Technical Occupations</u> 29-0000	<input type="text"/>	<input type="text"/>	<input type="text"/>	<input type="text"/>	<input type="text"/>	<input type="text" value="3"/>	3
Total	0	0	0	0	0	294	294
Total from prior year						279	279

Institution: CUNY Brooklyn College (190549)

User ID: P1905491

Part C - Full-time summary non-medical

Summary of Full-time Non-medical School Staff							
As of November 1, 2013							
Occupational category	With Faculty status					Without Faculty status	Total
	Tenured	On Tenure Track	Not on Tenure Track Multi-year, continuing, or at-will contract	Annual contract	Less-than-annual contract		
Primarily Instruction	361	148	0	38	0	0	547
Exclusively credit	319	136		34			489
Exclusively not-for-credit							0
Combined credit/not-for-credit	42	12		4			58
Instruction/research/public service staff							0
Research staff							0
Public Service staff							0
Archivists, Curators, and Museum Technicians 25-4010						2	2
Librarians 25-4020						3	3
Library Technicians 25-4030						1	1
Student and Academic Affairs and Other Education Services Occupations 25-2000 + 25-3000 + 25-9000						18	18
Management Occupations 11-0000						75	75
Business and Financial Operations Occupations 13-0000						36	36
Computer, Engineering, and Science Occupations 15-0000 + 17-0000 + 19-0000						101	101
Community, Social Service, Legal, Arts, Design, Entertainment, Sports, and Media Occupations 21-0000 + 23-0000 + 27-0000						55	55
Healthcare Practitioners and Technical Occupations 29-0000						3	3
Service Occupations 31-0000 + 33-0000 + 35-0000 + 37-0000 + 39-0000							135
Sales and Related Occupations 41-0000							0
							209

Office and Administrative Support Occupations 43-0000		
Natural Resources, Construction, and Maintenance Occupations 45-0000 + 47-0000 + 49-0000		34
Production, Transportation, and Material Moving Occupations 51-0000 + 53-0000		29
Total		1,248

Institution: CUNY Brooklyn College (190549)

User ID: P1905491

Part G - Salary Worksheet

**Number of Full-time Non-medical Instructional Staff
For Calculation of Total Number of Months**

Annual Salary, 2013-14

- Report number of instructional staff by the number of months to be worked.
- Months reported should correspond with the number of months worked (which may differ from the number of months they are paid).
- Include **ONLY** full-time, non-medical instructional staff.
- Include instructional staff *with* faculty status and *without* faculty status
- Include instructional staff regardless of tenure status.
- Balance column should include instructional staff whose annual salary covers less than 9 months.

Gender and academic rank	Months worked				Total Staff for Salary reporting	Total Number of Months	Total full-time, non-medical, instructional staff from Part A	Balance (All other full-time instructional staff)
	12 months	11 months	10 months	9 months				
Men								
Professors	133	0	0	0	133	1,596		
Associate professors	75	0	0	0	75	900		
Assistant professors	67	0	0	0	67	804		
Instructors	2	0	0	0	2	24		
Lecturers	26	0	0	0	26	312		
No academic rank					0	0		
Total men	303	0	0	0	303	3,636	303	0
Women								
Professors	73	0	0	0	73	876		
Associate professors	59	0	0	0	59	708		
Assistant professors	87	0	0	0	87	1,044		
Instructors	10	0	0	0	10	120		
Lecturers	15	0	0	0	15	180		
No academic rank					0	0		
Total women	244	0	0	0	244	2,928	244	0
Total (men + women)	547	0	0	0	547	6,564	547	0

Institution: CUNY Brooklyn College (190549)

User ID: P1905491





Part G - Salary outlays for instructional staff

Salary Outlays for Full-time Non-medical Instructional Staff Annual Salary Outlays, 2013-14				
• Report ANNUAL salary outlays for the full-time, non-medical, instructional staff reported in the 12 months, 11 months, 10 months, and 9 months columns on the previous screen.				
Gender and academic rank	Total Staff for Salary reporting (from Part G, screen 1)	Total Number of Months (from Part G, screen 1)	? Salary Outlays	? Weighted Average Monthly Salaries
Men				
Professors	133	1,596	15,073,768	9,445
Associate professors	75	900	6,703,550	7,448
Assistant professors	67	804	4,856,227	6,040
Instructors	2	24	110,310	4,596
Lecturers	26	312	1,686,120	5,404
No academic rank	0	0		
Total men	303	3,636	28,429,975	7,819
Women				
Professors	73	876	7,878,293	8,993
Associate professors	59	708	5,189,442	7,330
Assistant professors	87	1,044	6,433,161	6,162
Instructors	10	120	540,246	4,502
Lecturers	15	180	949,711	5,276
No academic rank	0	0		
Total women	244	2,928	20,990,853	7,169
Total (men + women)	547	6,564	49,420,828	7,529

Institution: CUNY Brooklyn College (190549)

User ID: P1905491

Part G - Salary outlays for non-instructional staff

Salary Outlays For Full-time Non-medical Non-instructional Staff Annual Salary Outlays, 2013-14		
Occupational category	 Number of full-time staff (carried forward from previous screens)	 Total salary outlays
<u>Research staff</u>	0	<input type="text"/>
<u>Public Service staff</u>	0	<input type="text"/>
<u>Library and Student and Academic Affairs and Other Education Services Occupations</u> 25-4000 + 25-2000 + 25-3000 + 25-9000	24	<input type="text" value="1,751,067"/>
<u>Management Occupations</u> 11-0000	75	<input type="text" value="8,994,084"/>
<u>Business and Financial Operations Occupations</u> 13-0000	36	<input type="text" value="2,223,821"/>
<u>Computer, Engineering, and Science Occupations</u> 15-0000 + 17-0000 + 19-0000	101	<input type="text" value="6,551,835"/>
<u>Community, Social Service, Legal, Arts, Design, Entertainment, Sports, and Media Occupations</u> 21-0000 + 23-0000 + 27-0000	55	<input type="text" value="3,976,665"/>
<u>Healthcare Practitioners and Technical Occupations</u> 29-0000	3	<input type="text" value="272,076"/>
<u>Service Occupations</u> 31-0000 + 33-0000 + 35-0000 + 37-0000 + 39-0000	135	<input type="text" value="5,251,010"/>
<u>Sales and Related Occupations</u> 41-0000	0	<input type="text"/>
<u>Office and Administrative Support Occupations</u> 43-0000	209	<input type="text" value="8,523,442"/>
<u>Natural Resources, Construction, and Maintenance Occupations</u> 45-0000 + 47-0000 + 49-0000	34	 <input type="text" value="2,486,529"/>
<u>Production, Transportation, and Material Moving Occupations</u> 51-0000 + 53-0000	29	 <input type="text" value="2,311,512"/>

Institution: CUNY Brooklyn College (190549)

User ID: P1905491

Part D - Part-time staff

Number of Part-time Staff			
As of November 1, 2013			
<ul style="list-style-type: none"> • Report Hispanic/Latino individuals of any race as Hispanic/Latino • Report race for non-Hispanic/Latino individuals only 			
Gender and race/ethnicity	Primarily Instruction and Instruction/Research/Public Service Staff	Research staff	Public Service staff
Men			
Nonresident alien	12		
Hispanic/Latino	19		
American Indian or Alaska Native	2		
Asian	12		
Black or African American	23		
Native Hawaiian or Other Pacific Islander	1		
White	238		
Two or more races			
Race and ethnicity unknown			
Total men	307	0	0
Women			
Nonresident alien	8		
Hispanic/Latino	25		
American Indian or Alaska Native			
Asian	18		
Black or African American	51		
Native Hawaiian or Other Pacific Islander			
White	252		
Two or more races	5		
Race and ethnicity unknown			
Total women	359	0	0
Total (men+women)	666	0	0
Total from prior year	696		

Institution: CUNY Brooklyn College (190549)

User ID: P1905491

Part D - Part-time staff

Number of Part-time Staff						
As of November 1, 2013						
<ul style="list-style-type: none"> • Report Hispanic/Latino individuals of any race as Hispanic/Latino • Report race for non-Hispanic/Latino individuals only 						
Gender and race/ethnicity	<u>Archivists, Curators, and Museum Technicians</u> 25-4010	<u>Librarians</u> 25-4020	<u>Library Technicians</u> 25-4030	<u>Student and Academic Affairs and Other Education Services Occupations</u> 25-2000 + 25-3000 + 25-9000	<u>Library and Student and Academic Affairs and Other Education Services Occupations</u>	
Men						
<u>Nonresident alien</u>	<input type="text"/>	<input type="text"/>	<input type="text"/>	<input type="text" value="2"/>		2
<u>Hispanic/Latino</u>	<input type="text"/>	<input type="text"/>	<input type="text"/>	<input type="text" value="5"/>		5
<u>American Indian or Alaska Native</u>	<input type="text"/>	<input type="text"/>	<input type="text"/>	<input type="text"/>		0
<u>Asian</u>	<input type="text"/>	<input type="text"/>	<input type="text"/>	<input type="text" value="2"/>		2
<u>Black or African American</u>	<input type="text"/>	<input type="text"/>	<input type="text"/>	<input type="text" value="6"/>		6
<u>Native Hawaiian or Other Pacific Islander</u>	<input type="text"/>	<input type="text"/>	<input type="text"/>	<input type="text"/>		0
<u>White</u>	<input type="text"/>	<input type="text"/>	<input type="text"/>	<input type="text" value="18"/>		18
Two or more races	<input type="text"/>	<input type="text"/>	<input type="text"/>	<input type="text"/>		0
<u>Race and ethnicity unknown</u>	<input type="text"/>	<input type="text"/>	<input type="text"/>	<input type="text"/>		0
Total men	0	0	0	33		33
Women						
Nonresident alien	<input type="text"/>	<input type="text"/>	<input type="text"/>	<input type="text" value="1"/>		1
Hispanic/Latino	<input type="text"/>	<input type="text"/>	<input type="text"/>	<input type="text" value="4"/>		4
American Indian or Alaska Native	<input type="text"/>	<input type="text"/>	<input type="text"/>	<input type="text"/>		0
Asian	<input type="text"/>	<input type="text"/>	<input type="text"/>	<input type="text" value="7"/>		7
Black or African American	<input type="text"/>	<input type="text"/>	<input type="text"/>	<input type="text" value="14"/>		14
Native Hawaiian or Other Pacific Islander	<input type="text"/>	<input type="text"/>	<input type="text"/>	<input type="text"/>		0
White	<input type="text"/>	<input type="text"/>	<input type="text"/>	<input type="text" value="36"/>		36
Two or more races	<input type="text"/>	<input type="text"/>	<input type="text"/>	<input type="text"/>		0
Race and ethnicity unknown	<input type="text"/>	<input type="text"/>	<input type="text"/>	<input type="text"/>		0
Total women	0	0	0	62		62

Total (men+women)	0	0	0	95	95
Total from prior year				94	94

Institution: CUNY Brooklyn College (190549)

User ID: P1905491

Part D - Part-time staff

Number of Part-time Staff						
As of November 1, 2013						
<ul style="list-style-type: none"> Report Hispanic/Latino individuals of any race as Hispanic/Latino Report race for non-Hispanic/Latino individuals only 						
Gender and race/ethnicity	<u>Management Occupations</u> 11-0000	<u>Business and Financial Operations Occupations</u> 13-0000	<u>Computer, Engineering, and Science Occupations</u> 15-0000 + 17-0000 + 19-0000	<u>Community, Social Service, Legal, Arts, Design, Entertainment, Sports, and Media Occupations</u> 21-0000 + 23-0000 + 27-0000	<u>Healthcare Practitioners and Technical Occupations</u> 29-0000	
Men						
<u>Nonresident alien</u>	<input type="text"/>	<input type="text"/>	<input type="text"/>	<input type="text"/>	<input type="text"/>	<input type="text"/>
<u>Hispanic/Latino</u>	<input type="text"/>	<input type="text"/>	<input type="text"/>	<input type="text" value="2"/>	<input type="text"/>	<input type="text"/>
<u>American Indian or Alaska Native</u>	<input type="text"/>	<input type="text"/>	<input type="text"/>	<input type="text"/>	<input type="text"/>	<input type="text"/>
<u>Asian</u>	<input type="text"/>	<input type="text"/>	<input type="text"/>	<input type="text"/>	<input type="text"/>	<input type="text"/>
<u>Black or African American</u>	<input type="text"/>	<input type="text"/>	<input type="text"/>	<input type="text" value="6"/>	<input type="text"/>	<input type="text"/>
<u>Native Hawaiian or Other Pacific Islander</u>	<input type="text"/>	<input type="text"/>	<input type="text"/>	<input type="text"/>	<input type="text"/>	<input type="text"/>
<u>White</u>	<input type="text"/>	<input type="text"/>	<input type="text" value="1"/>	<input type="text" value="10"/>	<input type="text"/>	<input type="text"/>
Two or more races	<input type="text"/>	<input type="text"/>	<input type="text"/>	<input type="text"/>	<input type="text"/>	<input type="text"/>
<u>Race and ethnicity unknown</u>	<input type="text"/>	<input type="text"/>	<input type="text"/>	<input type="text"/>	<input type="text"/>	<input type="text"/>
Total men	0	0	1	18	0	
Women						
<u>Nonresident alien</u>	<input type="text"/>	<input type="text"/>	<input type="text"/>	<input type="text"/>	<input type="text"/>	<input type="text"/>
<u>Hispanic/Latino</u>	<input type="text"/>	<input type="text"/>	<input type="text"/>	<input type="text"/>	<input type="text"/>	<input type="text"/>
<u>American Indian or Alaska Native</u>	<input type="text"/>	<input type="text"/>	<input type="text"/>	<input type="text"/>	<input type="text"/>	<input type="text"/>
<u>Asian</u>	<input type="text"/>	<input type="text"/>	<input type="text" value="1"/>	<input type="text"/>	<input type="text"/>	<input type="text"/>
<u>Black or African American</u>	<input type="text"/>	<input type="text"/>	<input type="text" value="1"/>	<input type="text" value="1"/>	<input type="text"/>	<input type="text"/>
<u>Native Hawaiian or Other Pacific Islander</u>	<input type="text"/>	<input type="text"/>	<input type="text"/>	<input type="text"/>	<input type="text"/>	<input type="text"/>
<u>White</u>	<input type="text"/>	<input type="text"/>	<input type="text" value="1"/>	<input type="text" value="11"/>	<input type="text"/>	<input type="text"/>
Two or more races	<input type="text"/>	<input type="text"/>	<input type="text"/>	<input type="text"/>	<input type="text"/>	<input type="text"/>
	<input type="text"/>	<input type="text"/>	<input type="text"/>	<input type="text"/>	<input type="text"/>	<input type="text"/>


Race and ethnicity unknown					
Total women	0	0	3	12	0
Total (men+women)	0	0	4	30	0
Total from prior year			2	15	

Institution: CUNY Brooklyn College (190549)

User ID: P1905491

Part D - Part-time staff

Number of Part-time Staff						
As of November 1, 2013						
<ul style="list-style-type: none"> • Report Hispanic/Latino individuals of any race as Hispanic/Latino • Report race for non-Hispanic/Latino individuals only 						
Gender and race/ethnicity	<u>Service Occupations</u> 31-0000 + 33-0000 + 35-0000 + 37-0000 + 39-0000	<u>Sales and Related Occupations</u> 41-0000	<u>Office and Administrative Support Occupations</u> 43-0000	<u>Natural Resources, Construction, and Maintenance Occupations</u> 45-0000 + 47-0000 + 49-0000	<u>Production, Transportation, and Material Moving Occupations</u> 51-0000 + 53-0000	Grand Total (All part-time staff)
Men						
<u>Nonresident alien</u>	<input type="text"/>	<input type="text"/>	<input type="text" value="6"/>	<input type="text"/>	<input type="text"/>	20
<u>Hispanic/Latino</u>	<input type="text" value="2"/>	<input type="text"/>	<input type="text" value="24"/>	<input type="text"/>	<input type="text"/>	52
<u>American Indian or Alaska Native</u>	<input type="text"/>	<input type="text"/>	<input type="text"/>	<input type="text"/>	<input type="text"/>	2
<u>Asian</u>	<input type="text" value="1"/>	<input type="text"/>	<input type="text" value="32"/>	<input type="text"/>	<input type="text"/>	47
<u>Black or African American</u>	<input type="text" value="20"/>	<input type="text"/>	<input type="text" value="75"/>	<input type="text"/>	<input type="text"/>	130
<u>Native Hawaiian or Other Pacific Islander</u>	<input type="text"/>	<input type="text"/>	<input type="text"/>	<input type="text"/>	<input type="text"/>	1
<u>White</u>	<input type="text" value="1"/>	<input type="text"/>	<input type="text" value="95"/>	<input type="text"/>	<input type="text"/>	363
Two or more races	<input type="text"/>	<input type="text"/>	<input type="text" value="6"/>	<input type="text"/>	<input type="text"/>	6
<u>Race and ethnicity unknown</u>	<input type="text"/>	<input type="text"/>	<input type="text"/>	<input type="text"/>	<input type="text"/>	0
Total men	24	0	238	0	0	621
Women						
Nonresident alien	<input type="text"/>	<input type="text"/>	<input type="text" value="13"/>	<input type="text"/>	<input type="text"/>	22
Hispanic/Latino	<input type="text" value="2"/>	<input type="text"/>	<input type="text" value="57"/>	<input type="text"/>	<input type="text"/>	88
American Indian or Alaska Native	<input type="text"/>	<input type="text"/>	<input type="text" value="1"/>	<input type="text"/>	<input type="text"/>	1
Asian	<input type="text"/>	<input type="text"/>	<input type="text" value="39"/>	<input type="text"/>	<input type="text"/>	65
Black or African American	<input type="text" value="5"/>	<input type="text"/>	<input type="text" value="116"/>	<input type="text"/>	<input type="text"/>	188
Native Hawaiian or Other Pacific Islander	<input type="text"/>	<input type="text"/>	<input type="text"/>	<input type="text"/>	<input type="text"/>	0
White	<input type="text" value="1"/>	<input type="text"/>	<input type="text" value="147"/>	<input type="text"/>	<input type="text"/>	448
Two or more races	<input type="text"/>	<input type="text"/>	<input type="text" value="6"/>	<input type="text"/>	<input type="text"/>	11



Race and ethnicity unknown	<input type="text"/>	<input type="text"/>	<input type="text"/>	<input type="text"/>	<input type="text"/>	0
Total women	8	0	379	0	0	823
Total (men+women)	 32	0	617	0	0	1,444
Total from prior year	24		616			1,447

Institution: CUNY Brooklyn College (190549)

User ID: P1905491

Part D - Graduate assistants




Number of Graduate Assistants									
As of November 1, 2013									
<ul style="list-style-type: none"> Report Hispanic/Latino individuals of any race as Hispanic/Latino Report race for non-Hispanic/Latino individuals only 									
Gender and race/ethnicity	<u>Teaching</u> 25-1191	<u>Research</u>	<u>Management</u> <u>Occupations</u> 11-0000	<u>Business</u> <u>and</u> <u>Financial</u> <u>Operations</u> <u>Occupations</u> 13-0000	<u>Computer,</u> <u>Engineering,</u> <u>and Science</u> <u>Occupations</u> 15-0000 + 17-0000 + 19-0000	<u>Community,</u> <u>Social</u> <u>Service,</u> <u>Legal, Arts,</u> <u>Design,</u> <u>Entertainment,</u> <u>Sports, and</u> <u>Media</u> <u>Occupations</u> 21-0000 + 23-0000 + 27-0000	<u>Library and</u> <u>Student and</u> <u>Academic</u> <u>Affairs and</u> <u>Other</u> <u>Education</u> <u>Services</u> <u>Occupations</u> 25-4000 + 25-2000 + 25-3000 + 25-9000	<u>Healthcare</u> <u>Practitioners</u> <u>and</u> <u>Technical</u> <u>Occupations</u> 29-0000	Total
Men									
<u>Nonresident alien</u>	14								14
<u>Hispanic/Latino</u>	1								1
<u>American Indian or Alaska Native</u>									0
<u>Asian</u>	1								1
<u>Black or African American</u>	1								1
<u>Native Hawaiian or Other Pacific Islander</u>									0
<u>White</u>	25								25
Two or more races									0
<u>Race and ethnicity unknown</u>									0
Total men	42	0	0	0	0	0	0	0	42
Women									
Nonresident alien	10								10
Hispanic/Latino	3								3
American Indian or Alaska Native	1								1
Asian	1								1
Black or African American	2								2

Native Hawaiian or Other Pacific Islander	<input type="text"/>	<input type="text"/>	<input type="text"/>	<input type="text"/>	<input type="text"/>	<input type="text"/>	<input type="text"/>	<input type="text"/>	0
White	<input type="text" value="31"/>	<input type="text"/>	<input type="text"/>	<input type="text"/>	<input type="text"/>	<input type="text"/>	<input type="text"/>	<input type="text"/>	31
Two or more races	<input type="text" value="3"/>	<input type="text"/>	<input type="text"/>	<input type="text"/>	<input type="text"/>	<input type="text"/>	<input type="text"/>	<input type="text"/>	3
Race and ethnicity unknown	<input type="text"/>	<input type="text"/>	<input type="text"/>	<input type="text"/>	<input type="text"/>	<input type="text"/>	<input type="text"/>	<input type="text"/>	0
Total women	51	0	0	0	0	0	0	0	51
Total (men+women)	 93	0	0	0	0	0	0	0	 93
Total from prior year	68								68

Institution: CUNY Brooklyn College (190549)

User ID: P1905491

Part E - Part-time staff**Number of Part-time Staff****As of November 1, 2013**

With <u>Faculty status</u>							
Occupational category	<u>Not on Tenure Track</u>					Without Faculty status	Total
	<u>Tenured</u>	<u>On Tenure Track</u>	<u>Multi-year, continuing, or at-will contract</u>	<u>Annual contract</u>	<u>Less-than-annual contract</u>		
<u>Primarily Instruction</u>	0	0	0	0	666	0	666
 Exclusively credit	<input type="text"/>	<input type="text"/>	<input type="text"/>	<input type="text"/>	659	<input type="text"/>	659
 Exclusively not-for-credit	<input type="text"/>	<input type="text"/>	<input type="text"/>	<input type="text"/>	<input type="text"/>	<input type="text"/>	0
Combined credit/not-for-credit	<input type="text"/>	<input type="text"/>	<input type="text"/>	<input type="text"/>	7	<input type="text"/>	7
<u>Instruction/research/public service staff</u>	<input type="text"/>	<input type="text"/>	<input type="text"/>	<input type="text"/>	<input type="text"/>	<input type="text"/>	0
<u>Research staff</u>	<input type="text"/>	<input type="text"/>	<input type="text"/>	<input type="text"/>	<input type="text"/>	<input type="text"/>	0
<u>Public Service staff</u>	<input type="text"/>	<input type="text"/>	<input type="text"/>	<input type="text"/>	<input type="text"/>	<input type="text"/>	0
<u>Archivists, Curators, and Museum Technicians 25-4010</u>	<input type="text"/>	<input type="text"/>	<input type="text"/>	<input type="text"/>	<input type="text"/>	<input type="text"/>	0
<u>Librarians 25-4020</u>	<input type="text"/>	<input type="text"/>	<input type="text"/>	<input type="text"/>	<input type="text"/>	<input type="text"/>	0
<u>Library Technicians 25-4030</u>	<input type="text"/>	<input type="text"/>	<input type="text"/>	<input type="text"/>	<input type="text"/>	<input type="text"/>	0
 <u>Student and Academic Affairs and Other Education Services Occupations 25-2000 + 25-3000 + 25-9000</u>	<input type="text"/>	<input type="text"/>	<input type="text"/>	<input type="text"/>	<input type="text"/>	95	95
<u>Management Occupations 11-0000</u>	<input type="text"/>	<input type="text"/>	<input type="text"/>	<input type="text"/>	<input type="text"/>	<input type="text"/>	0
<u>Business and Financial Operations Occupations 13-0000</u>	<input type="text"/>	<input type="text"/>	<input type="text"/>	<input type="text"/>	<input type="text"/>	<input type="text"/>	0
<u>Computer, Engineering, and Science Occupations 15-0000 + 17-0000 + 19-0000</u>	<input type="text"/>	<input type="text"/>	<input type="text"/>	<input type="text"/>	<input type="text"/>	4	4
<u>Community, Social Service, Legal, Arts, Design, Entertainment, Sports, and Media Occupations 21-0000 + 23-0000 + 27-0000</u>	<input type="text"/>	<input type="text"/>	<input type="text"/>	<input type="text"/>	<input type="text"/>	30	30
<u>Healthcare Practitioners and Technical Occupations 29-0000</u>	<input type="text"/>	<input type="text"/>	<input type="text"/>	<input type="text"/>	<input type="text"/>	<input type="text"/>	0
Total	0	0	0	0	666	129	795
Total from prior year	0	0		0	696	111	807

Institution: CUNY Brooklyn College (190549)

User ID: P1905491

Part F - Part-time summary non-medical**Summary of Part-time Staff****As of November 1, 2013**

Occupational category	With Faculty status					Without Faculty status	Total
	Tenured	On Tenure Track	Not on Tenure Track Multi-year, continuing, or at-will contract	Annual contract	Less-than-annual contract		
Primarily Instruction	0	0	0	0	666	0	666
Exclusively credit					659		659
Exclusively not-for-credit							0
Combined credit/not-for-credit					7		7
Instruction/research/public service staff							0
Research staff							0
Public Service staff							0
Archivists, Curators, and Museum Technicians 25-4010							0
Librarians 25-4020							0
Library Technicians 25-4030							0
Student and Academic Affairs and Other Education Services Occupations 25-2000 + 25-3000 + 25-9000						95	95
Management Occupations 11-0000							0
Business and Financial Operations Occupations 13-0000							0
Computer, Engineering, and Science Occupations 15-0000 + 17-0000 + 19-0000						4	4
Community, Social Service, Legal, Arts, Design, Entertainment, Sports, and Media Occupations 21-0000 + 23-0000 + 27-0000						30	30
Healthcare Practitioners and Technical Occupations 29-0000							0
Service Occupations 31-0000 + 33-0000 + 35-0000 + 37-0000 + 39-0000							32
Sales and Related Occupations 41-0000							0
							617

Office and Administrative Support Occupations 43-0000		
Natural Resources, Construction, and Maintenance Occupations 45-0000 + 47-0000 + 49-0000		0
Production, Transportation, and Material Moving Occupations 51-0000 + 53-0000		0
Graduate Assistants		93
Teaching 25-1191		93
Research		0
Management Occupations 11-0000		0
Business and Financial Operations Occupations 13-0000		0
Computer, Engineering, and Science Occupations 15-0000 + 17-0000 + 19-0000		0
Community, Social Service, Legal, Arts, Design, Entertainment, Sports, and Media Occupations 21-0000 + 23-0000 + 27-0000		0
Library and Student and Academic Affairs and Other Education Services Occupations 25-4000 + 25-2000 + 25-3000 + 25-9000		0
Healthcare Practitioners and Technical Occupations 29-0000		0
Total		1,537

Institution: CUNY Brooklyn College (190549)

User ID: P1905491

Part H - New Hires - Full-time instructional staff**Number of Newly Hired Full-time Permanent Instructional Staff**

(Hired full time between July 1 and October 31, 2013 and still on payroll of the institution as of November 1, 2013)

- Report Hispanic/Latino individuals of any race as Hispanic/Latino
- Report race for non-Hispanic/Latino individuals only
- Include Primarily Instruction and Instruction Combined with Research and Public Service

Gender and race/ethnicity	With Faculty status					Without Faculty status	Total
	Tenured	On Tenure Track	Multi-year, continuing, or at-will contract	Annual contract	Less-than-annual contract		
Men							
Nonresident alien	<input type="text"/>	<input type="text" value="2"/>	<input type="text"/>	<input type="text"/>	<input type="text"/>	<input type="text"/>	2
Hispanic/Latino	<input type="text"/>	<input type="text" value="1"/>	<input type="text"/>	<input type="text" value="1"/>	<input type="text"/>	<input type="text"/>	2
American Indian or Alaska Native	<input type="text"/>	<input type="text"/>	<input type="text"/>	<input type="text"/>	<input type="text"/>	<input type="text"/>	0
Asian	<input type="text"/>	<input type="text" value="1"/>	<input type="text"/>	<input type="text" value="1"/>	<input type="text"/>	<input type="text"/>	2
Black or African American	<input type="text" value="1"/>	<input type="text" value="1"/>	<input type="text"/>	<input type="text"/>	<input type="text"/>	<input type="text"/>	2
Native Hawaiian or Other Pacific Islander	<input type="text"/>	<input type="text"/>	<input type="text"/>	<input type="text"/>	<input type="text"/>	<input type="text"/>	0
White	<input type="text" value="2"/>	<input type="text" value="6"/>	<input type="text"/>	<input type="text" value="10"/>	<input type="text"/>	<input type="text"/>	18
Two or more races	<input type="text"/>	<input type="text"/>	<input type="text"/>	<input type="text"/>	<input type="text"/>	<input type="text"/>	0
Race and ethnicity unknown	<input type="text"/>	<input type="text"/>	<input type="text"/>	<input type="text"/>	<input type="text"/>	<input type="text"/>	0
Total men	3	11	0	12	0	0	26
Women							
Nonresident alien	<input type="text"/>	<input type="text" value="2"/>	<input type="text"/>	<input type="text"/>	<input type="text"/>	<input type="text"/>	2
Hispanic/Latino	<input type="text"/>	<input type="text"/>	<input type="text"/>	<input type="text" value="2"/>	<input type="text"/>	<input type="text"/>	2
American Indian or Alaska Native	<input type="text"/>	<input type="text"/>	<input type="text"/>	<input type="text"/>	<input type="text"/>	<input type="text"/>	0
Asian	<input type="text"/>	<input type="text" value="2"/>	<input type="text"/>	<input type="text" value="1"/>	<input type="text"/>	<input type="text"/>	3
Black or African American	<input type="text"/>	<input type="text" value="1"/>	<input type="text"/>	<input type="text"/>	<input type="text"/>	<input type="text"/>	1
Native Hawaiian or Other Pacific Islander	<input type="text"/>	<input type="text"/>	<input type="text"/>	<input type="text"/>	<input type="text"/>	<input type="text"/>	0
White	<input type="text" value="1"/>	<input type="text" value="7"/>	<input type="text"/>	<input type="text" value="11"/>	<input type="text"/>	<input type="text"/>	19
Two or more races	<input type="text"/>	<input type="text"/>	<input type="text"/>	<input type="text"/>	<input type="text"/>	<input type="text"/>	0
Race and ethnicity unknown	<input type="text"/>	<input type="text"/>	<input type="text"/>	<input type="text"/>	<input type="text"/>	<input type="text"/>	0

Total women	1	12	0	14	0	0	27
Total (men+women)	4	23	0	26	0	0	53

Institution: CUNY Brooklyn College (190549)

User ID: P1905491

Part H - New Hires - Full-time staff

Number of Newly Hired Full-time Staff				
(Hired full time between July 1 and October 31, 2013 and still on payroll of the institution as of November 1, 2013)				
<ul style="list-style-type: none"> • Report Hispanic/Latino individuals of any race as Hispanic/Latino • Report race for non-Hispanic/Latino individuals only 				
Gender and race/ethnicity	<u>Instructional Staff</u> (from Part H, screen 1)	<u>Research staff</u>	<u>Public Service staff</u>	<u>Library and Student and Academic Affairs and Other Education Services Occupations</u> 25-4000 + 25-2000 + 25-3000 + 25-9000
Men				
<u>Nonresident alien</u>	2	<input type="text"/>	<input type="text"/>	<input type="text"/>
<u>Hispanic/Latino</u>	2	<input type="text"/>	<input type="text"/>	<input type="text"/>
<u>American Indian or Alaska Native</u>	0	<input type="text"/>	<input type="text"/>	<input type="text"/>
<u>Asian</u>	2	<input type="text"/>	<input type="text"/>	<input type="text"/>
<u>Black or African American</u>	2	<input type="text"/>	<input type="text"/>	<input type="text"/>
<u>Native Hawaiian or Other Pacific Islander</u>	0	<input type="text"/>	<input type="text"/>	<input type="text"/>
<u>White</u>	18	<input type="text"/>	<input type="text"/>	<input type="text"/>
Two or more races	0	<input type="text"/>	<input type="text"/>	<input type="text"/>
<u>Race and ethnicity unknown</u>	0	<input type="text"/>	<input type="text"/>	<input type="text"/>
Total men	26	0	0	0
Women				
Nonresident alien	2	<input type="text"/>	<input type="text"/>	<input type="text"/>
Hispanic/Latino	2	<input type="text"/>	<input type="text"/>	<input type="text" value="1"/>
American Indian or Alaska Native	0	<input type="text"/>	<input type="text"/>	<input type="text"/>
Asian	3	<input type="text"/>	<input type="text"/>	<input type="text"/>
Black or African American	1	<input type="text"/>	<input type="text"/>	<input type="text"/>
Native Hawaiian or Other Pacific Islander	0	<input type="text"/>	<input type="text"/>	<input type="text"/>
White	19	<input type="text"/>	<input type="text"/>	<input type="text" value="1"/>
Two or more races	0	<input type="text"/>	<input type="text"/>	<input type="text"/>
Race and ethnicity unknown	0	<input type="text"/>	<input type="text"/>	<input type="text"/>
Total women	27	0	0	2
Total (men+women)	53	0	0	2

Institution: CUNY Brooklyn College (190549)

User ID: P1905491

Part H - New Hires - Full-time non-instructional staff**Number of Newly Hired Full-time Non-instructional Staff**

(Hired full time between July 1 and October 31, 2013 and still on payroll of the institution as of November 1, 2013)

- Report Hispanic/Latino individuals of any race as Hispanic/Latino
- Report race for non-Hispanic/Latino individuals only

Gender and race/ethnicity	<u>Management Occupations</u> 11-0000	<u>Business and Financial Operations Occupations</u> 13-0000	<u>Computer, Engineering, and Science Occupations</u> 15-0000 + 17-0000 + 19-0000	<u>Community, Social Service, Legal, Arts, Design, Entertainment, Sports, and Media Occupations</u> 21-0000 + 23-0000 + 27-0000	<u>Healthcare Practitioners and Technical Occupations</u> 29-0000
Men					
<u>Nonresident alien</u>	<input type="text"/>	<input type="text"/>	<input type="text"/>	<input type="text"/>	<input type="text"/>
<u>Hispanic/Latino</u>	<input type="text"/>	1	<input type="text"/>	<input type="text"/>	<input type="text"/>
<u>American Indian or Alaska Native</u>	<input type="text"/>	<input type="text"/>	<input type="text"/>	<input type="text"/>	<input type="text"/>
<u>Asian</u>	1	<input type="text"/>	<input type="text"/>	<input type="text"/>	<input type="text"/>
<u>Black or African American</u>	<input type="text"/>	<input type="text"/>	<input type="text"/>	<input type="text"/>	<input type="text"/>
<u>Native Hawaiian or Other Pacific Islander</u>	<input type="text"/>	<input type="text"/>	<input type="text"/>	<input type="text"/>	<input type="text"/>
<u>White</u>	1	<input type="text"/>	1	<input type="text"/>	<input type="text"/>
Two or more races	<input type="text"/>	<input type="text"/>	<input type="text"/>	<input type="text"/>	<input type="text"/>
<u>Race and ethnicity unknown</u>	<input type="text"/>	<input type="text"/>	<input type="text"/>	<input type="text"/>	<input type="text"/>
Total men	2	1	1	0	0
Women					
<u>Nonresident alien</u>	<input type="text"/>	<input type="text"/>	<input type="text"/>	<input type="text"/>	<input type="text"/>
<u>Hispanic/Latino</u>	<input type="text"/>	<input type="text"/>	<input type="text"/>	<input type="text"/>	<input type="text"/>
<u>American Indian or Alaska Native</u>	<input type="text"/>	<input type="text"/>	<input type="text"/>	<input type="text"/>	<input type="text"/>
<u>Asian</u>	<input type="text"/>	<input type="text"/>	<input type="text"/>	<input type="text"/>	<input type="text"/>
<u>Black or African American</u>	1	<input type="text"/>	<input type="text"/>	1	<input type="text"/>
<u>Native Hawaiian or Other Pacific Islander</u>	<input type="text"/>	<input type="text"/>	<input type="text"/>	<input type="text"/>	<input type="text"/>
<u>White</u>	1	<input type="text"/>	2	<input type="text"/>	<input type="text"/>
Two or more races	<input type="text"/>	<input type="text"/>	<input type="text"/>	<input type="text"/>	<input type="text"/>

<u>Race and ethnicity unknown</u>	<input type="text"/>	<input type="text"/>	<input type="text"/>	<input type="text"/>	<input type="text"/>
Total women	2	0	2	1	0
Total (men+women)	4	1	3	1	0

Institution: CUNY Brooklyn College (190549)

User ID: P1905491

Part H - New Hires - Full-time non-instructional staff and Total New Hires**Number of Newly Hired Full-time Non-instructional Staff and Total New Hires**(Hired full time between July 1 and October 31, 2013 and
still on payroll of the institution as of November 1, 2013)

- Report Hispanic/Latino individuals of any race as Hispanic/Latino
- Report race for non-Hispanic/Latino individuals only

Gender and race/ethnicity	<u>Service Occupations</u> 31-0000 + 33-0000 + 35-0000 + 37-0000 + 39-0000	<u>Sales and Related Occupations</u> 41-0000	<u>Office and Administrative Support Occupations</u> 43-0000	<u>Natural Resources, Construction, and Maintenance Occupations</u> 45-0000 + 47-0000 + 49-0000	<u>Production, Transportation, and Material Moving Occupations</u> 51-0000 + 53-0000	Grand Total (All full- time new hires)
Men						
<u>Nonresident alien</u>	<input type="text"/>	<input type="text"/>	<input type="text"/>	<input type="text"/>	<input type="text"/>	2
<u>Hispanic/Latino</u>	<input type="text"/>	<input type="text"/>	<input type="text"/>	<input type="text"/>	<input type="text"/>	3
<u>American Indian or Alaska Native</u>	<input type="text"/>	<input type="text"/>	<input type="text"/>	<input type="text"/>	<input type="text"/>	0
<u>Asian</u>	<input type="text"/>	<input type="text"/>	<input type="text"/>	<input type="text"/>	<input type="text"/>	3
<u>Black or African American</u>	<input type="text"/>	<input type="text"/>	<input type="text"/>	<input type="text"/>	<input type="text"/>	2
<u>Native Hawaiian or Other Pacific Islander</u>	<input type="text"/>	<input type="text"/>	<input type="text"/>	<input type="text"/>	<input type="text"/>	0
<u>White</u>	<input type="text"/>	<input type="text"/>	<input type="text"/>	<input type="text"/>	<input type="text"/>	20
Two or more races	<input type="text"/>	<input type="text"/>	<input type="text"/>	<input type="text"/>	<input type="text"/>	0
<u>Race and ethnicity unknown</u>	<input type="text"/>	<input type="text"/>	<input type="text"/>	<input type="text"/>	<input type="text"/>	0
Total men	0	0	0	0	0	30
Women						
Nonresident alien	<input type="text"/>	<input type="text"/>	<input type="text"/>	<input type="text"/>	<input type="text"/>	2
Hispanic/Latino	1	<input type="text"/>	<input type="text"/>	<input type="text"/>	<input type="text"/>	4
American Indian or Alaska Native	<input type="text"/>	<input type="text"/>	<input type="text"/>	<input type="text"/>	<input type="text"/>	0
Asian	<input type="text"/>	<input type="text"/>	<input type="text"/>	<input type="text"/>	<input type="text"/>	3
Black or African American	<input type="text"/>	<input type="text"/>	<input type="text"/>	<input type="text"/>	<input type="text"/>	3
Native Hawaiian or Other Pacific Islander	<input type="text"/>	<input type="text"/>	<input type="text"/>	<input type="text"/>	<input type="text"/>	0

White	<input type="text"/>	<input type="text"/>	<input type="text"/>	<input type="text"/>	<input type="text"/>	23
Two or more races	<input type="text"/>	<input type="text"/>	<input type="text"/>	<input type="text"/>	<input type="text"/>	0
Race and ethnicity unknown	<input type="text"/>	<input type="text"/>	<input type="text"/>	<input type="text"/>	<input type="text"/>	0
Total women	1	0	0	0	0	35
Total (men+women)	1	0	0	0	0	65

User ID: P1905491

Were any staff members difficult to categorize? If so, please explain in the box below.

[illegible]

Institution: CUNY Brooklyn College (190549)

User ID: P1905491

Summary**Human Resources Component Summary**

IPEDS collects important information regarding your institution. All data reported in IPEDS survey components become available in the IPEDS Data Center and appear as aggregated data in various Department of Education reports. Additionally, some of the reported data appears specifically for your institution through the College Navigator website and is included in your institution's Data Feedback Report (DFR). The purpose of this summary is to provide you an opportunity to view some of the data that, when accepted through the IPEDS quality control process, will appear on the College Navigator website and/or your DFR. College Navigator is updated approximately three months after the data collection period closes and Data Feedback Reports will be available through the [Data Center](#) and sent to your institution's CEO in November 2014.

Please review your data for accuracy. If you have questions about the data displayed below after reviewing the data reported on the survey screens, please contact the IPEDS Help Desk at: 1-877-225-2568 or ipedshelp@rti.org.

Number of staff by employment status and occupational category: Fall 2013			
Occupational category	Reported values		FTE staff
	Number of full-time staff	Number of part-time staff	
Total number of staff	1,248	1,444	1,729
Instructional Staff	547	666	769
Primary Instruction	547	666	769
Exclusively credit	489	659	709
Exclusively not-for-credit	0	0	0
Combined credit/not-for-credit	58	7	60
Instruction/research/public service	0	0	0
Research Staff	0	0	0
Public Service Staff	0	0	0
Library and Student and Academic Affairs and Other Education Services Occupations SOC	24	95	56
Librarians, Curators, and Archivists SOC 25-4000	6	0	6
Archivists, Curators, and Museum Technicians SOC 25-4010	2	0	2
Librarians SOC 25-4020	3	0	3
Library Technicians SOC 25-4030	1	0	1
Student and Academic Affairs and Other Education Services Occupations SOC 25-2000 + 25-3000 + 25-9000	18	95	50
Management Occupations SOC 11-0000	75	0	75
Business and Financial Operations Occupations SOC 13-0000	36	0	36
Computer, Engineering, and Science Occupations SOC 15-0000 + 17-0000 + 19-0000	101	4	102
Community, Social Service, Legal, Arts, Design, Entertainment, Sports and Media Occupations SOC 21-0000 + 23-0000 + 27-0000	55	30	65

Healthcare Practitioners and Technical Occupations SOC 29-0000	3	0	3
Service Occupations SOC 31-0000 + 33-0000 + 35-0000 + 37-0000 + 39-0000	135	32	146
Sales and Related Occupations SOC 41-0000	0	0	0
Office and Administrative Support Occupations SOC 43-0000	209	617	415
Natural Resources, Construction, and Maintenance Occupations SOC 45-0000 + 47-0000 + 49-0000	34	0	34
Production, Transportation, and Material Moving Occupations SOC 51-0000 + 53-0000	29	0	29

NOTE: Full-time-equivalent (FTE) staff is calculated by summing the total number of full-time staff and adding one-third of the total number of part-time staff. Graduate assistants are not included in the above figures. Many of the FTE figures may be included in the DFR.

**Salaries of full-time instructional staff by contract length and academic rank:
Academic year 2013-14**

Academic rank	Months Covered by Annual Salary				Total Staff for Salary reporting	Total Number of Months	Salary Outlays	Weighted Average Monthly Salaries
	12 months	11 months	10 months	9 months				
All Ranks	547				547	6,564	\$49,420,828	\$7,529
Professor	206				206	2,472	\$22,952,061	\$9,285
Associate professor	134				134	1,608	\$11,892,992	\$7,396
Assistant professor	154				154	1,848	\$11,289,388	\$6,109
Instructor	12				12	144	\$650,556	\$4,518
Lecturer	41				41	492	\$2,635,831	\$5,357
No academic rank								

NOTE: The above data are based on the Salary Outlays part of the IPEDS HR component. The Weighted average monthly salaries of full-time instructional staff by academic rank are calculated by adding the salary outlays reported for Men plus Women by academic rank, then dividing the sum by the "Total Number of Months" for Men plus Women by academic rank. Salaries of full-time instructional staff paid less than 9 months per year are not collected. Also, salaries of medical school staff are not collected. The weighted average monthly salaries may be included in the DFR.

Institution: CUNY Brooklyn College (190549)

User ID: P1905491

Edit Report

Human Resources**CUNY Brooklyn College (190549)**

Source	Description	Severity	Resolved	Options
--------	-------------	----------	----------	---------

Screen: Salaries for non-instructional staff

Perform Edits	The amount entered in Part G for total salary outlays for Natural Resources, Construction, and Maintenance Occupations (\$2,486,529) is outside the expected range of between \$680,000 and \$2,380,000 based on an estimated average salary of between \$20,000 and \$70,000 per individual for this category. Please correct your data or explain. (Error #1379)	Explanation	Yes	
Reason:	The total salary is a little higher than the expected value. This is correct.			
Related Screens:	Salaries for non-instructional staff			
Perform Edits	The amount entered in Part G for total salary outlays for Production, Transportation, and Material Moving Occupations (\$2,311,512) is outside the expected range of between \$580,000 and \$2,030,000 based on an estimated average salary of between \$20,000 and \$70,000 per individual for this category. Please correct your data or explain. (Error #1380)	Explanation	Yes	
Reason:	The total salary is a little higher than the expected value. This is correct.			
Related Screens:	Salaries for non-instructional staff			

Screen: PT staff by Occupation and R/E/G - 4

Upload File	This number is outside the expected range of between 1 and 30 based on the prior year value. Please correct your data or explain. (Error #1387)	Explanation	Yes	
Reason:	The total count is two more than the expected value. This is correct.			

Screen: Graduate assistants by R/E/G

Upload File	This number is outside the expected range of between 45 and 91 based on the prior year value. Please correct your data or explain. (Error #1387)	Explanation	Yes	
Reason:	The total count is two more than the expected value. This is correct.			
Upload File	This number is outside the expected range of between 45 and 91 based on the prior year value. Please correct your data or explain. (Error #1387)	Explanation	Yes	
Reason:	The total count is two more than the expected value. This is correct.			