

Human Resources 2015-16

Institution: CUNY Brooklyn College (190549)

User ID: P1905491

Overview

Human Resources Overview
Welcome to the IPEDS Human Resources (HR) survey component. The HR component collects important information about your institution's staff.
Data Reporting Reminders
<ul style="list-style-type: none"> • Report each employee only once. If an employee could be coded in more than one occupation, code the employee in the occupation that requires the highest level of skill OR if there is no measurable difference in skill requirements, code the employee in the occupation in which they spend the most time. • Report staff members difficult to categorize in the "Human Resources Survey Evaluation" box at the end of the survey. • Enter data on each displayed screen. If a screen is not applicable, enter at least one zero in a field on the screen and save before continuing. • When reporting salary data (applicable to degree-granting institutions only) include all full-time, non-medical school, instructional staff - both with and without faculty status.
See the instructions for the Key Reporting Concepts section -- basic reporting concepts that will assist you in completing the Human Resources survey component.
Resources:
<ul style="list-style-type: none"> • To download the survey materials for this component: Survey Materials • To access your prior year data submission for this component: Reported Data • All staff must now be reported using the new IPEDS occupational categories, which align with the 2010 Standard Occupational Classification (SOC) codes. Additional information and resources can be found in the IPEDS HR/SOC Information Center, including general information about the SOC, the IPEDS/SOC crosswalk, a SOC Browse Tool, frequently asked questions, and web tutorials.
If you have questions about completing this survey, please contact the IPEDS Help Desk at 1-877-225-2568 .

Institution: CUNY Brooklyn College (190549)

User ID: P1905491

Human Resources Screening Questions**Does your institution have any part-time staff?***If you answer **Yes** to this question, you will be provided the screens to report part-time staff.*☐ No☒ Yes

Does your institution have graduate assistants?

*If you answer **Yes** to this question, you will be provided the screens to report graduate assistants.*☐ No☒ Yes**Does your institution have 15 or more full-time staff?**☐ No☒ Yes

Does your institution have a tenure system?

*If you answer **Yes** to this question, you will be provided the screens to report some data by tenure status.*☐ No☒ YesDid your institution hire any **full-time permanent staff** who were included on the payroll of the institution between **July 1 and October 31, 2015** either for the **first time** (new to the institution) or **after a break in service** AND **who were still on the payroll of the institution as of November 1, 2015**? (Exclude persons who have returned from sabbatical leave and full-time instructional staff who are working less-than-9-month contracts.)*If you answer **Yes** to this question, you will be provided the screens to report **full-time permanent new hires** in **Part H**.*☐ No☒ Yes**Do ALL of the instructional staff at your institution fall into any of the following categories?***If you answer **Yes** to any of the questions below, you will **NOT** be required to report **Part G - Salaries** for instructional staff. However, Part G will still be required for reporting data for full-time non-instructional staff.*☒ No ☐ Yes Are ALL of the instructional staff military personnel?☒ No ☐ Yes Do ALL of the instructional staff contribute their services (e.g., members of a religious order)?**You may use the space below to provide context for the data you've reported above.**

	^ v
< >	

Institution: CUNY Brooklyn College (190549)

User ID: P1905491

Part A1 - Full-time Instructional Staff by Academic Rank and Tenure Status - Tenured

**Number of Full-time Instructional Staff
With Faculty Status
Tenured**

As of November 1, 2015

- Report Hispanic/Latino individuals of any race as Hispanic/Latino
- Report race for non-Hispanic/Latino individuals only
- Include both Primarily Instruction and Instruction Combined with Research and/or Public Service

Men

Race/ethnicity	<u>Academic Rank</u>					No academic rank	Total
	Professors	Associate professors	Assistant professors	Instructors	Lecturers		
<u>Nonresident alien</u>	2	3	2				7
<u>Hispanic/Latino</u>	5	3			1		9
<u>American Indian or Alaska Native</u>							0
<u>Asian</u>	12	11	3				26
<u>Black or African American</u>	5	8			1		14
<u>Native Hawaiian or Other Pacific Islander</u>							0
<u>White</u>	105	48	8		12		173
Two or more races		1					1
<u>Race and ethnicity unknown</u>							0
Total men	129	74	13	0	14	0	230

Women

Race/ethnicity	<u>Academic Rank</u>					No academic rank	Total
	Professors	Associate professors	Assistant professors	Instructors	Lecturers		
Nonresident alien		2	1				3
Hispanic/Latino	5	8	2				15
American Indian or Alaska Native	1						1
Asian	1	13	2		1		17
Black or African American	4	3	3				10
Native Hawaiian or Other Pacific Islander							0
White	58	50	6		9		123
Two or more races							0
Race and ethnicity unknown							0
Total women	69	76	14	0	10	0	169
Total (men+women)	198	150	27	0	24	0	399
Total from prior year							385

Institution: CUNY Brooklyn College (190549)

User ID: P1905491

Part A1 - Full-time Instructional Staff by Academic Rank and Tenure Status - On Tenure Track

**Number of Full-time Instructional Staff
With Faculty Status
On Tenure Track**

As of November 1, 2015

- Report Hispanic/Latino individuals of any race as Hispanic/Latino
- Report race for non-Hispanic/Latino individuals only
- Include both Primarily Instruction and Instruction Combined with Research and/or Public Service

Men

Race/ethnicity	Academic Rank					No academic rank	Total
	Professors	Associate professors	Assistant professors	Instructors	Lecturers		
<u>Nonresident alien</u>	<input type="text"/>	<input type="text"/>	6	<input type="text"/>	<input type="text"/>	<input type="text"/>	6
<u>Hispanic/Latino</u>	<input type="text"/>	<input type="text"/>	4	<input type="text"/>	<input type="text"/>	<input type="text"/>	4
<u>American Indian or Alaska Native</u>	<input type="text"/>	<input type="text"/>	<input type="text"/>	<input type="text"/>	<input type="text"/>	<input type="text"/>	0
<u>Asian</u>	<input type="text"/>	<input type="text"/>	5	<input type="text"/>	<input type="text"/>	<input type="text"/>	5
<u>Black or African American</u>	<input type="text"/>	1	4	<input type="text"/>	1	<input type="text"/>	6
<u>Native Hawaiian or Other Pacific Islander</u>	<input type="text"/>	<input type="text"/>	1	<input type="text"/>	<input type="text"/>	<input type="text"/>	1
<u>White</u>	1	2	28	<input type="text"/>	2	<input type="text"/>	33
Two or more races	<input type="text"/>	<input type="text"/>	<input type="text"/>	<input type="text"/>	<input type="text"/>	<input type="text"/>	0
<u>Race and ethnicity unknown</u>	<input type="text"/>	<input type="text"/>	<input type="text"/>	<input type="text"/>	<input type="text"/>	<input type="text"/>	0
Total men	1	3	48	0	3	0	55

Women

Race/ethnicity	Academic Rank					No academic rank	Total
	Professors	Associate professors	Assistant professors	Instructors	Lecturers		
Nonresident alien	<input type="text"/>	<input type="text"/>	6	<input type="text"/>	<input type="text"/>	<input type="text"/>	6
Hispanic/Latino	<input type="text"/>	<input type="text"/>	5	<input type="text"/>	<input type="text"/>	<input type="text"/>	5
American Indian or Alaska Native	<input type="text"/>	<input type="text"/>	<input type="text"/>	<input type="text"/>	<input type="text"/>	<input type="text"/>	0
Asian	<input type="text"/>	<input type="text"/>	10	<input type="text"/>	<input type="text"/>	<input type="text"/>	10
Black or African American	<input type="text"/>	<input type="text"/>	1	<input type="text"/>	<input type="text"/>	<input type="text"/>	1
Native Hawaiian or Other Pacific Islander	<input type="text"/>	<input type="text"/>	<input type="text"/>	<input type="text"/>	<input type="text"/>	<input type="text"/>	0
White	<input type="text"/>	3	34	<input type="text"/>	3	<input type="text"/>	40
Two or more races	<input type="text"/>	<input type="text"/>	1	<input type="text"/>	1	<input type="text"/>	2
Race and ethnicity unknown	<input type="text"/>	<input type="text"/>	<input type="text"/>	<input type="text"/>	<input type="text"/>	<input type="text"/>	0
Total women	0	3	57	0	4	0	64
Total (men+women)	1	6	105	0	7	0	119
Total from prior year							138

Institution: CUNY Brooklyn College (190549)

User ID: P1905491

Part A1 - Full-time Instructional Staff by Academic Rank and Tenure Status - Multi-Year Contract

**Number of Full-time Instructional Staff
With Faculty Status
Not on Tenure Track - Multi-Year or Continuing or At-will Contract**

As of November 1, 2015

- Report Hispanic/Latino individuals of any race as Hispanic/Latino
- Report race for non-Hispanic/Latino individuals only
- Include both Primarily Instruction and Instruction Combined with Research and/or Public Service

Men

Gender and race/ethnicity	Academic Rank					No academic rank	Total
	Professors	Associate professors	Assistant professors	Instructors	Lecturers		
<u>Nonresident alien</u>	<input type="text"/>	<input type="text"/>	<input type="text"/>	<input type="text"/>	<input type="text"/>	<input type="text"/>	0
<u>Hispanic/Latino</u>	<input type="text"/>	<input type="text"/>	<input type="text"/>	<input type="text"/>	<input type="text"/>	<input type="text"/>	0
<u>American Indian or Alaska Native</u>	<input type="text"/>	<input type="text"/>	<input type="text"/>	<input type="text"/>	<input type="text"/>	<input type="text"/>	0
<u>Asian</u>	<input type="text"/>	<input type="text"/>	<input type="text"/>	<input type="text"/>	<input type="text"/>	<input type="text"/>	0
<u>Black or African American</u>	<input type="text"/>	<input type="text"/>	<input type="text"/>	<input type="text"/>	<input type="text"/>	<input type="text"/>	0
<u>Native Hawaiian or Other Pacific Islander</u>	<input type="text"/>	<input type="text"/>	<input type="text"/>	<input type="text"/>	<input type="text"/>	<input type="text"/>	0
<u>White</u>	<input type="text"/>	<input type="text"/>	0	<input type="text"/>	<input type="text"/>	<input type="text"/>	0
Two or more races	<input type="text"/>	<input type="text"/>	<input type="text"/>	<input type="text"/>	<input type="text"/>	<input type="text"/>	0
<u>Race and ethnicity unknown</u>	<input type="text"/>	<input type="text"/>	<input type="text"/>	<input type="text"/>	<input type="text"/>	<input type="text"/>	0
Total men	0	0	0	0	0	0	0

Women

Gender and race/ethnicity	Academic Rank					No academic rank	Total
	Professors	Associate professors	Assistant professors	Instructors	Lecturers		
Nonresident alien	<input type="text"/>	<input type="text"/>	<input type="text"/>	<input type="text"/>	<input type="text"/>	<input type="text"/>	0
Hispanic/Latino	<input type="text"/>	<input type="text"/>	<input type="text"/>	<input type="text"/>	<input type="text"/>	<input type="text"/>	0
American Indian or Alaska Native	<input type="text"/>	<input type="text"/>	<input type="text"/>	<input type="text"/>	<input type="text"/>	<input type="text"/>	0
Asian	<input type="text"/>	<input type="text"/>	<input type="text"/>	<input type="text"/>	<input type="text"/>	<input type="text"/>	0
Black or African American	<input type="text"/>	<input type="text"/>	<input type="text"/>	<input type="text"/>	<input type="text"/>	<input type="text"/>	0
Native Hawaiian or Other Pacific Islander	<input type="text"/>	<input type="text"/>	<input type="text"/>	<input type="text"/>	<input type="text"/>	<input type="text"/>	0
White	<input type="text"/>	<input type="text"/>	<input type="text"/>	<input type="text"/>	<input type="text"/>	<input type="text"/>	0
Two or more races	<input type="text"/>	<input type="text"/>	<input type="text"/>	<input type="text"/>	<input type="text"/>	<input type="text"/>	0
Race and ethnicity unknown	<input type="text"/>	<input type="text"/>	<input type="text"/>	<input type="text"/>	<input type="text"/>	<input type="text"/>	0
Total women	0	0	0	0	0	0	0

Total (men+women)	0	0	0	0	0	0	0
Total from prior year							

Institution: CUNY Brooklyn College (190549)

User ID: P1905491

Part A1 - Full-time Instructional Staff by Academic Rank and Tenure Status - Annual Contract

**Number of Full-time Instructional Staff
With Faculty Status
Not on Tenure Track - Annual Contract**

As of November 1, 2015

- Report Hispanic/Latino individuals of any race as Hispanic/Latino
- Report race for non-Hispanic/Latino individuals only
- Include both Primarily Instruction and Instruction Combined with Research and/or Public Service

Men

Race/ethnicity	Academic Rank					No academic rank	Total
	Professors	Associate professors	Assistant professors	Instructors	Lecturers		
<u>Nonresident alien</u>	<input type="text"/>	<input type="text"/>	<input type="text"/>	<input type="text"/>	<input type="text"/>	<input type="text"/>	0
<u>Hispanic/Latino</u>	<input type="text"/>	<input type="text"/>	<input type="text"/>	<input type="text"/>	<input type="text"/>	<input type="text"/>	0
<u>American Indian or Alaska Native</u>	<input type="text"/>	<input type="text"/>	<input type="text"/>	<input type="text"/>	<input type="text"/>	<input type="text"/>	0
<u>Asian</u>	<input type="text"/>	<input type="text"/>	<input type="text"/>	<input type="text"/>	<input type="text"/>	<input type="text"/>	0
<u>Black or African American</u>	<input type="text"/>	<input type="text"/>	<input type="text"/>	<input type="text"/>	<input type="text"/>	<input type="text"/>	0
<u>Native Hawaiian or Other Pacific Islander</u>	<input type="text"/>	<input type="text"/>	<input type="text"/>	<input type="text"/>	<input type="text"/>	<input type="text"/>	0
<u>White</u>	<input type="text" value="2"/>	<input type="text"/>	<input type="text"/>	<input type="text"/>	<input type="text" value="4"/>	<input type="text"/>	6
Two or more races	<input type="text"/>	<input type="text"/>	<input type="text"/>	<input type="text"/>	<input type="text"/>	<input type="text"/>	0
<u>Race and ethnicity unknown</u>	<input type="text"/>	<input type="text"/>	<input type="text"/>	<input type="text"/>	<input type="text"/>	<input type="text"/>	0
Total men	2	0	0	0	4	0	6

Women

Race/ethnicity	Academic Rank					No academic rank	Total
	Professors	Associate professors	Assistant professors	Instructors	Lecturers		
Nonresident alien	<input type="text"/>	<input type="text"/>	<input type="text"/>	<input type="text"/>	<input type="text"/>	<input type="text"/>	0
Hispanic/Latino	<input type="text"/>	<input type="text"/>	<input type="text"/>	<input type="text"/>	<input type="text"/>	<input type="text"/>	0
American Indian or Alaska Native	<input type="text"/>	<input type="text"/>	<input type="text"/>	<input type="text"/>	<input type="text"/>	<input type="text"/>	0
Asian	<input type="text"/>	<input type="text"/>	<input type="text"/>	<input type="text" value="1"/>	<input type="text"/>	<input type="text"/>	1
Black or African American	<input type="text"/>	<input type="text"/>	<input type="text" value="1"/>	<input type="text" value="1"/>	<input type="text" value="2"/>	<input type="text"/>	4
Native Hawaiian or Other Pacific Islander	<input type="text"/>	<input type="text"/>	<input type="text"/>	<input type="text"/>	<input type="text"/>	<input type="text"/>	0
White	<input type="text" value="2"/>	<input type="text" value="1"/>	<input type="text" value="3"/>	<input type="text" value="1"/>	<input type="text" value="1"/>	<input type="text"/>	8
Two or more races	<input type="text"/>	<input type="text"/>	<input type="text"/>	<input type="text"/>	<input type="text"/>	<input type="text"/>	0
Race and ethnicity unknown	<input type="text"/>	<input type="text"/>	<input type="text"/>	<input type="text"/>	<input type="text"/>	<input type="text"/>	0
Total women	2	1	4	3	3	0	13
Total (men+women)	4	1	4	3	7	0	19

Total from prior year		44
-----------------------	--	----

Institution: CUNY Brooklyn College (190549)

User ID: P1905491

Part A1 - Full-time Instructional Staff by Academic Rank and Tenure Status - Less-Than-Annual Contract

**Number of Full-time Instructional Staff
With Faculty Status
Not on Tenure Track - Less-than-annual Contract**

As of November 1, 2015

- Report Hispanic/Latino individuals of any race as Hispanic/Latino
- Report race for non-Hispanic/Latino individuals only
- Include both Primarily Instruction and Instruction Combined with Research and/or Public Service

Men

Race/ethnicity	Academic Rank					No academic rank	Total
	Professors	Associate professors	Assistant professors	Instructors	Lecturers		
<u>Nonresident alien</u>	<input type="text"/>	<input type="text"/>	<input type="text"/>	<input type="text"/>	<input type="text"/>	<input type="text"/>	0
<u>Hispanic/Latino</u>	<input type="text"/>	<input type="text"/>	<input type="text"/>	<input type="text"/>	<input type="text"/>	<input type="text"/>	0
<u>American Indian or Alaska Native</u>	<input type="text"/>	<input type="text"/>	<input type="text"/>	<input type="text"/>	<input type="text"/>	<input type="text"/>	0
<u>Asian</u>	<input type="text"/>	<input type="text"/>	<input type="text"/>	<input type="text"/>	<input type="text"/>	<input type="text"/>	0
<u>Black or African American</u>	<input type="text"/>	<input type="text"/>	<input type="text"/>	<input type="text"/>	<input type="text"/>	<input type="text"/>	0
<u>Native Hawaiian or Other Pacific Islander</u>	<input type="text"/>	<input type="text"/>	<input type="text"/>	<input type="text"/>	<input type="text"/>	<input type="text"/>	0
<u>White</u>	<input type="text"/>	<input type="text"/>	<input type="text"/>	<input type="text"/>	<input type="text"/>	<input type="text"/>	0
Two or more races	<input type="text"/>	<input type="text"/>	<input type="text"/>	<input type="text"/>	<input type="text"/>	<input type="text"/>	0
<u>Race and ethnicity unknown</u>	<input type="text"/>	<input type="text"/>	<input type="text"/>	<input type="text"/>	<input type="text"/>	<input type="text"/>	0
Total men	0	0	0	0	0	0	0

Women

Race/ethnicity	Academic Rank					No academic rank	Total
	Professors	Associate professors	Assistant professors	Instructors	Lecturers		
Nonresident alien	<input type="text"/>	<input type="text"/>	<input type="text"/>	<input type="text"/>	<input type="text"/>	<input type="text"/>	0
Hispanic/Latino	<input type="text"/>	<input type="text"/>	<input type="text"/>	<input type="text"/>	<input type="text"/>	<input type="text"/>	0
American Indian or Alaska Native	<input type="text"/>	<input type="text"/>	<input type="text"/>	<input type="text"/>	<input type="text"/>	<input type="text"/>	0
Asian	<input type="text"/>	<input type="text"/>	<input type="text"/>	<input type="text"/>	<input type="text"/>	<input type="text"/>	0
Black or African American	<input type="text"/>	<input type="text"/>	<input type="text"/>	<input type="text"/>	<input type="text"/>	<input type="text"/>	0
Native Hawaiian or Other Pacific Islander	<input type="text"/>	<input type="text"/>	0	<input type="text"/>	<input type="text"/>	<input type="text"/>	0
White	<input type="text"/>	<input type="text"/>	<input type="text"/>	<input type="text"/>	<input type="text"/>	<input type="text"/>	0
Two or more races	<input type="text"/>	<input type="text"/>	<input type="text"/>	<input type="text"/>	<input type="text"/>	<input type="text"/>	0
Race and ethnicity unknown	<input type="text"/>	<input type="text"/>	<input type="text"/>	<input type="text"/>	<input type="text"/>	<input type="text"/>	0
Total women	0	0	0	0	0	0	0
Total (men+women)	0	0	0	0	0	0	0
Total from prior year							

Institution: CUNY Brooklyn College (190549)

User ID: P1905491

Part A1 - Full-time Instructional Staff - Without Faculty Status

Number of <u>Full-time Instructional Staff</u> Without Faculty Status As of November 1, 2015	
<ul style="list-style-type: none"> • Report Hispanic/Latino individuals of any race as Hispanic/Latino • Report race for non-Hispanic/Latino individuals only • Include both Primarily Instruction and Instruction Combined with Research and/or Public Service 	
Men	
Race/ethnicity	Without Faculty Status
<u>Nonresident alien</u>	<input type="text"/>
<u>Hispanic/Latino</u>	<input type="text"/>
<u>American Indian or Alaska Native</u>	<input type="text"/>
<u>Asian</u>	<input type="text"/>
<u>Black or African American</u>	<input type="text"/>
<u>Native Hawaiian or Other Pacific Islander</u>	<input type="text"/>
<u>White</u>	<input type="text"/>
Two or more races	<input type="text"/>
<u>Race and ethnicity unknown</u>	<input type="text"/>
Total men	0
Women	
Race/ethnicity	Without Faculty Status
Nonresident alien	<input type="text"/>
Hispanic/Latino	<input type="text"/>
American Indian or Alaska Native	<input type="text"/>
Asian	<input type="text"/>
Black or African American	<input type="text"/>
Native Hawaiian or Other Pacific Islander	<input type="text" value="0"/>
White	<input type="text"/>
Two or more races	<input type="text"/>
Race and ethnicity unknown	<input type="text"/>
Total women	0
Total (men+women)	0
Total from prior year	

Institution: CUNY Brooklyn College (190549)

User ID: P1905491

Part A2 - Full-time Instructional Staff by Function

Number of <u>Full-time Instructional Staff</u>							
As of November 1, 2015							
<ul style="list-style-type: none"> Report Primarily Instruction and Instruction Combined with Research and/or Public Service separately, as indicated below 							
	With <u>Faculty Status</u>					Without Faculty Status	Total
	<u>Tenured</u>	<u>On Tenure Track</u>	<u>Not on Tenure Track</u>				
			<u>Multi-year, continuing, or at-will contract</u>	<u>Annual contract</u>	<u>Less-than-annual contract</u>		
<u>Instructional staff</u>	399	119	0	19	0	0	537
Total carried forward from previous screens	399	119	0	19	0	0	537
<u>Primarily Instruction</u>	399	119	0	19	0	0	537
Exclusively credit	296	100		18			414
Exclusively not-for-credit							0
Combined credit/not-for-credit	103	19		1			123
<u>Instruction/research/public service staff</u>							0

Institution: CUNY Brooklyn College (190549)

User ID: P1905491

Part A3 - Full-time Instructional Staff - Totals

Total number of Full-time Instructional Staff			
As of November 1, 2015			
Race/ethnicity	Total men	Total women	Total (men+women)
Nonresident alien	13	9	22
Hispanic/Latino	13	20	33
American Indian or Alaska Native	0	1	1
Asian	31	28	59
Black or African American	20	15	35
Native Hawaiian or Other Pacific Islander	1	0	1
White	212	171	383
Two or more races	1	2	3
Race and ethnicity unknown	0	0	0
Total	291	246	537
Total from prior year			567

Institution: CUNY Brooklyn College (190549)

User ID: P1905491


Part B1 - Full-time Non-instructional Staff by Occupational Category

Number of <u>Full-time</u> Non-instructional Staff by Occupational Category As of November 1, 2015			
<ul style="list-style-type: none"> • Report Hispanic/Latino individuals of any race as Hispanic/Latino • Report race for non-Hispanic/Latino individuals only 			
Men			
Race/ethnicity	<u>Instructional Staff</u> (carried forward from Part A)	<u>Research staff</u>	<u>Public Service staff</u>
<u>Nonresident alien</u>	13	<input type="text"/>	<input type="text"/>
<u>Hispanic/Latino</u>	13	<input type="text"/>	<input type="text"/>
<u>American Indian or Alaska Native</u>	0	<input type="text"/>	<input type="text"/>
<u>Asian</u>	31	<input type="text"/>	<input type="text"/>
<u>Black or African American</u>	20	<input type="text"/>	<input type="text"/>
<u>Native Hawaiian or Other Pacific Islander</u>	1	<input type="text"/>	<input type="text"/>
<u>White</u>	212	<input type="text"/>	<input type="text"/>
Two or more races	1	<input type="text"/>	<input type="text"/>
<u>Race and ethnicity unknown</u>	0	<input type="text"/>	<input type="text"/>
Total men	291	0	0
Women			
Race/ethnicity	<u>Instructional Staff</u> (carried forward from Part A)	<u>Research staff</u>	<u>Public Service staff</u>
Nonresident alien	9	<input type="text"/>	<input type="text"/>
Hispanic/Latino	20	<input type="text" value="1"/>	<input type="text"/>
American Indian or Alaska Native	1	<input type="text"/>	<input type="text"/>
Asian	28	<input type="text"/>	<input type="text"/>
Black or African American	15	<input type="text"/>	<input type="text"/>
Native Hawaiian or Other Pacific Islander	0	<input type="text"/>	<input type="text"/>
White	171	<input type="text"/>	<input type="text"/>
Two or more races	2	<input type="text"/>	<input type="text"/>
Race and ethnicity unknown	0	<input type="text"/>	<input type="text"/>
Total women	246	1	0
Total (men+women)	537	1	0
Total from prior year	567	1	

Institution: CUNY Brooklyn College (190549)

User ID: P1905491

Part B1 - Full-time Non-instructional Staff by Occupational Category

Number of <u>Full-time</u> Non-instructional Staff by Occupational Category As of November 1, 2015				
<ul style="list-style-type: none"> Report Hispanic/Latino individuals of any race as Hispanic/Latino Report race for non-Hispanic/Latino individuals only 				
Men				
Race/ethnicity	<u>Archivists, Curators, and Museum Technicians</u> 25-4010	<u>Librarians</u> 25-4020	<u>Library Technicians</u> 25-4030	<u>Student and Academic Affairs and Other Education Services Occupations</u> 25-2000 + 25-3000 + 25-9000
<u>Nonresident alien</u>	<input type="text"/>	<input type="text"/>	<input type="text"/>	<input type="text"/>
<u>Hispanic/Latino</u>	<input type="text"/>	<input type="text"/>	<input type="text"/>	<input type="text" value="2"/>
<u>American Indian or Alaska Native</u>	<input type="text"/>	<input type="text"/>	<input type="text"/>	<input type="text"/>
<u>Asian</u>	<input type="text"/>	<input type="text" value="1"/>	<input type="text"/>	<input type="text" value="2"/>
<u>Black or African American</u>	<input type="text"/>	<input type="text"/>	<input type="text" value="1"/>	<input type="text" value="2"/>
<u>Native Hawaiian or Other Pacific Islander</u>	<input type="text"/>	<input type="text"/>	<input type="text"/>	<input type="text"/>
<u>White</u>	<input type="text"/>	<input type="text"/>	<input type="text" value="1"/>	<input type="text" value="14"/>
Two or more races	<input type="text"/>	<input type="text"/>	<input type="text"/>	<input type="text"/>
<u>Race and ethnicity unknown</u>	<input type="text"/>	<input type="text"/>	<input type="text"/>	<input type="text"/>
Total men	0	1	2	20
Women				
Race/ethnicity	<u>Archivists, Curators, and Museum Technicians</u> 25-4010	<u>Librarians</u> 25-4020	<u>Library Technicians</u> 25-4030	<u>Student and Academic Affairs and Other Education Services Occupations</u> 25-2000 + 25-3000 + 25-9000
Nonresident alien	<input type="text"/>	<input type="text"/>	<input type="text"/>	<input type="text"/>
Hispanic/Latino	<input type="text"/>	<input type="text"/>	<input type="text" value="1"/>	<input type="text" value="2"/>
American Indian or Alaska Native	<input type="text"/>	<input type="text"/>	<input type="text"/>	<input type="text"/>
Asian	<input type="text"/>	<input type="text"/>	<input type="text"/>	<input type="text" value="1"/>
Black or African American	<input type="text"/>	<input type="text" value="1"/>	<input type="text"/>	<input type="text" value="6"/>
Native Hawaiian or Other Pacific Islander	<input type="text"/>	<input type="text"/>	<input type="text"/>	<input type="text"/>
White	<input type="text" value="1"/>	<input type="text" value="2"/>	<input type="text"/>	<input type="text" value="9"/>
Two or more races	<input type="text"/>	<input type="text"/>	<input type="text"/>	<input type="text"/>
<u>Race and ethnicity unknown</u>	<input type="text"/>	<input type="text"/>	<input type="text"/>	<input type="text"/>
Total women	1	3	1	18
Total (men+women)	1	4	3	 38


Total from prior year	1	4	2	14
-----------------------	---	---	---	----

Institution: CUNY Brooklyn College (190549)

User ID: P1905491

Part B1 - Full-time Non-instructional Staff by Occupational Category

Number of <u>Full-time</u> Non-instructional Staff by Occupational Category As of November 1, 2015					
<ul style="list-style-type: none"> • Report Hispanic/Latino individuals of any race as Hispanic/Latino • Report race for non-Hispanic/Latino individuals only 					
Men					
Race/ethnicity	<u>Management Occupations</u> 11-0000	<u>Business and Financial Operations Occupations</u> 13-0000	<u>Computer, Engineering, and Science Occupations</u> 15-0000 + 17-0000 + 19-0000	<u>Community, Social Service, Legal, Arts, Design, Entertainment, Sports, and Media Occupations</u> 21-0000 + 23-0000 + 27-0000	<u>Healthcare Practitioners and Technical Occupations</u> 29-0000
<u>Nonresident alien</u>	<input type="text"/>	<input type="text"/>	<input type="text"/>	<input type="text"/>	<input type="text"/>
<u>Hispanic/Latino</u>	<input type="text" value="4"/>	<input type="text" value="2"/>	<input type="text" value="5"/>	<input type="text" value="1"/>	<input type="text"/>
<u>American Indian or Alaska Native</u>	<input type="text"/>	<input type="text"/>	<input type="text"/>	<input type="text"/>	<input type="text"/>
<u>Asian</u>	<input type="text" value="4"/>	<input type="text" value="2"/>	<input type="text" value="6"/>	<input type="text" value="1"/>	<input type="text" value="1"/>
<u>Black or African American</u>	<input type="text" value="11"/>	<input type="text" value="2"/>	<input type="text" value="16"/>	<input type="text" value="4"/>	<input type="text"/>
<u>Native Hawaiian or Other Pacific Islander</u>	<input type="text"/>	<input type="text"/>	<input type="text"/>	<input type="text"/>	<input type="text"/>
<u>White</u>	<input type="text" value="36"/>	<input type="text" value="7"/>	<input type="text" value="24"/>	<input type="text" value="16"/>	<input type="text"/>
Two or more races	<input type="text"/>	<input type="text"/>	<input type="text"/>	<input type="text"/>	<input type="text"/>
<u>Race and ethnicity unknown</u>	<input type="text"/>	<input type="text"/>	<input type="text"/>	<input type="text"/>	<input type="text"/>
Total men	55	13	51	22	1
Women					
Race/ethnicity	<u>Management Occupations</u> 11-0000	<u>Business and Financial Operations Occupations</u> 13-0000	<u>Computer, Engineering, and Science Occupations</u> 15-0000 + 17-0000 + 19-0000	<u>Community, Social Service, Legal, Arts, Design, Entertainment, Sports, and Media Occupations</u> 21-0000 + 23-0000 + 27-0000	<u>Healthcare Practitioners and Technical Occupations</u> 29-0000
<u>Nonresident alien</u>	<input type="text" value="2"/>	<input type="text" value="1"/>	<input type="text"/>	<input type="text"/>	<input type="text"/>
<u>Hispanic/Latino</u>	<input type="text" value="13"/>	<input type="text" value="3"/>	<input type="text" value="2"/>	<input type="text" value="8"/>	<input type="text"/>
<u>American Indian or Alaska Native</u>	<input type="text"/>	<input type="text"/>	<input type="text"/>	<input type="text"/>	<input type="text"/>
<u>Asian</u>	<input type="text" value="5"/>	<input type="text" value="6"/>	<input type="text" value="2"/>	<input type="text" value="1"/>	<input type="text"/>
<u>Black or African American</u>	<input type="text" value="19"/>	<input type="text" value="14"/>	<input type="text" value="6"/>	<input type="text" value="17"/>	<input type="text"/>
<u>Native Hawaiian or Other Pacific Islander</u>	<input type="text"/>	<input type="text"/>	<input type="text"/>	<input type="text"/>	<input type="text"/>
<u>White</u>	<input type="text" value="34"/>	<input type="text" value="8"/>	<input type="text" value="15"/>	<input type="text" value="11"/>	<input type="text"/>
	<input type="text"/>	<input type="text" value="1"/>	<input type="text"/>	<input type="text"/>	<input type="text"/>

Two or more races					
Race and ethnicity unknown	<input type="text"/>	<input type="text"/>	<input type="text"/>	<input type="text"/>	<input type="text"/>
Total women	73	33	25	37	0
Total (men+women)	 128	46	76	59	1
Total from prior year	86	42	102	63	2

Institution: CUNY Brooklyn College (190549)

User ID: P1905491

Part B1 - Full-time Non-instructional Staff by Occupational Category


Number of <u>Full-time</u> Non-instructional Staff by Occupational Category As of November 1, 2015						
<ul style="list-style-type: none"> • Report Hispanic/Latino individuals of any race as Hispanic/Latino • Report race for non-Hispanic/Latino individuals only 						
Men						
Race/ethnicity	<u>Service Occupations</u> 31-0000 + 33-0000 + 35-0000 + 37-0000 + 39-0000	<u>Sales and Related Occupations</u> 41-0000	<u>Office and Administrative Support Occupations</u> 43-0000	<u>Natural Resources, Construction, and Maintenance Occupations</u> 45-0000 + 47-0000 + 49-0000	<u>Production, Transportation, and Material Moving Occupations</u> 51-0000 + 53-0000	Grand Total (All full-time staff)
<u>Nonresident alien</u>	<input type="text"/>	<input type="text"/>	<input type="text"/>	<input type="text"/>	<input type="text"/>	13
<u>Hispanic/Latino</u>	<input type="text" value="16"/>	<input type="text"/>	<input type="text" value="5"/>	<input type="text" value="4"/>	<input type="text" value="4"/>	56
<u>American Indian or Alaska Native</u>	<input type="text"/>	<input type="text"/>	<input type="text"/>	<input type="text"/>	<input type="text" value="1"/>	1
<u>Asian</u>	<input type="text" value="4"/>	<input type="text"/>	<input type="text" value="4"/>	<input type="text" value="2"/>	<input type="text"/>	58
<u>Black or African American</u>	<input type="text" value="58"/>	<input type="text"/>	<input type="text" value="3"/>	<input type="text" value="5"/>	<input type="text" value="8"/>	130
<u>Native Hawaiian or Other Pacific Islander</u>	<input type="text"/>	<input type="text"/>	<input type="text"/>	<input type="text"/>	<input type="text"/>	1
<u>White</u>	<input type="text" value="12"/>	<input type="text"/>	<input type="text" value="9"/>	<input type="text" value="17"/>	<input type="text" value="17"/>	365
Two or more races	<input type="text"/>	<input type="text"/>	<input type="text"/>	<input type="text"/>	<input type="text"/>	1
<u>Race and ethnicity unknown</u>	<input type="text"/>	<input type="text"/>	<input type="text"/>	<input type="text"/>	<input type="text"/>	0
Total men	90	0	21	28	30	625
Women						
Race/ethnicity	<u>Service Occupations</u> 31-0000 + 33-0000 + 35-0000 + 37-0000 + 39-0000	<u>Sales and Related Occupations</u> 41-0000	<u>Office and Administrative Support Occupations</u> 43-0000	<u>Natural Resources, Construction, and Maintenance Occupations</u> 45-0000 + 47-0000 + 49-0000	<u>Production, Transportation, and Material Moving Occupations</u> 51-0000 + 53-0000	Grand Total (All full-time staff)
<u>Nonresident alien</u>	<input type="text"/>	<input type="text"/>	<input type="text" value="1"/>	<input type="text"/>	<input type="text"/>	13
<u>Hispanic/Latino</u>	<input type="text" value="8"/>	<input type="text"/>	<input type="text" value="15"/>	<input type="text"/>	<input type="text"/>	73
<u>American Indian or Alaska Native</u>	<input type="text"/>	<input type="text"/>	<input type="text"/>	<input type="text"/>	<input type="text"/>	1
<u>Asian</u>	<input type="text" value="3"/>	<input type="text"/>	<input type="text" value="12"/>	<input type="text" value="1"/>	<input type="text"/>	59
<u>Black or African American</u>	<input type="text" value="21"/>	<input type="text"/>	<input type="text" value="63"/>	<input type="text"/>	<input type="text" value="2"/>	164
<u>Native Hawaiian or Other Pacific Islander</u>	<input type="text"/>	<input type="text"/>	<input type="text" value="2"/>	<input type="text"/>	<input type="text"/>	2
<u>White</u>	<input type="text"/>	<input type="text"/>	<input type="text"/>	<input type="text"/>	<input type="text"/>	324

	<input type="text" value="3"/>	<input type="text"/>	<input type="text" value="70"/>	<input type="text"/>	<input type="text"/>	
Two or more races	<input type="text"/>	<input type="text"/>	<input type="text" value="3"/>	<input type="text"/>	<input type="text"/>	6
Race and ethnicity unknown	<input type="text"/>	<input type="text"/>	<input type="text"/>	<input type="text"/>	<input type="text"/>	0
Total women	35	0	166	1	2	642
Total (men+women)	125	0	187	29	32	1,267
Total from prior year	137		212	31	26	1,290

Institution: CUNY Brooklyn College (190549)

User ID: P1905491

Part B2 - Full-time Non-instructional Staff by Occupational Category and Tenure Status

Number of <u>Full-time</u> Non-instructional Staff							
As of November 1, 2015							
Occupational category	With <u>Faculty Status</u>					Without Faculty Status	Total
	<u>Tenured</u>	<u>On Tenure Track</u>	<u>Not on Tenure Track</u>				
			<u>Multi-year, continuing, or at-will contract</u>	<u>Annual contract</u>	<u>Less-than-annual contract</u>		
<u>Research staff</u>	<input type="text"/>	<input type="text"/>	<input type="text"/>	<input type="text"/>	<input type="text"/>	<input type="text" value="1"/>	1
<u>Public Service staff</u>	<input type="text"/>	<input type="text"/>	<input type="text"/>	<input type="text"/>	<input type="text"/>	<input type="text"/>	0
<u>Archivists, Curators, and Museum Technicians</u> 25-4010	<input type="text"/>	<input type="text"/>	<input type="text"/>	<input type="text"/>	<input type="text"/>	<input type="text" value="1"/>	1
<u>Librarians</u> 25-4020	<input type="text"/>	<input type="text"/>	<input type="text"/>	<input type="text"/>	<input type="text"/>	<input type="text" value="4"/>	4
<u>Library Technicians</u> 25-4030	<input type="text"/>	<input type="text"/>	<input type="text"/>	<input type="text"/>	<input type="text"/>	<input type="text" value="3"/>	3
 <u>Student and Academic Affairs and Other Education Services Occupations</u> 25-2000 + 25-3000 + 25-9000	<input type="text"/>	<input type="text"/>	<input type="text"/>	<input type="text"/>	<input type="text"/>	<input type="text" value="38"/>	38
<u>Management Occupations</u> 11-0000	<input type="text"/>	<input type="text"/>	<input type="text"/>	<input type="text"/>	<input type="text"/>	<input type="text" value="128"/>	128
<u>Business and Financial Operations Occupations</u> 13-0000	<input type="text"/>	<input type="text"/>	<input type="text"/>	<input type="text"/>	<input type="text"/>	<input type="text" value="46"/>	46
<u>Computer, Engineering, and Science Occupations</u> 15-0000 + 17-0000 + 19-0000	<input type="text"/>	<input type="text"/>	<input type="text"/>	<input type="text"/>	<input type="text"/>	<input type="text" value="76"/>	76
<u>Community, Social Service, Legal, Arts, Design, Entertainment, Sports, and Media Occupations</u> 21-0000 + 23-0000 + 27-0000	<input type="text"/>	<input type="text"/>	<input type="text"/>	<input type="text"/>	<input type="text"/>	<input type="text" value="59"/>	59
<u>Healthcare Practitioners and Technical Occupations</u> 29-0000	<input type="text"/>	<input type="text"/>	<input type="text"/>	<input type="text"/>	<input type="text"/>	<input type="text" value="1"/>	1
Total	0	0	0	0	0	357	357
Total from prior year						317	317

Institution: CUNY Brooklyn College (190549)

User ID: P1905491

Part C - Full-time Summary**Summary of Full-time Staff****As of November 1, 2015**

- Data will not be generated on this screen until the relevant screens in the previous section have been completed.

Occupational category	With Faculty Status					Without Faculty Status	Total
	Tenured	On Tenure Track	Not on Tenure Track Multi-year, continuing, or at-will contract	Annual contract	Less-than-annual contract		
Primarily Instruction	399	119	0	19	0	0	537
Exclusively credit	296	100		18			414
Exclusively not-for-credit							0
Combined credit/not-for-credit	103	19		1			123
Instruction/research/public service staff							0
Research staff						1	1
Public Service staff							0
Archivists, Curators, and Museum Technicians 25-4010						1	1
Librarians 25-4020						4	4
Library Technicians 25-4030						3	3
Student and Academic Affairs and Other Education Services Occupations 25-2000 + 25-3000 + 25-9000						38	38
Management Occupations 11-0000						128	128
Business and Financial Operations Occupations 13-0000						46	46
Computer, Engineering, and Science Occupations 15-0000 + 17-0000 + 19-0000						76	76
Community, Social Service, Legal, Arts, Design, Entertainment, Sports, and Media Occupations 21-0000 + 23-0000 + 27-0000						59	59
Healthcare Practitioners and Technical Occupations 29-0000						1	1
Service Occupations 31-0000 + 33-0000 + 35-0000 + 37-0000 + 39-0000							125
Sales and Related Occupations 41-0000							0
Office and Administrative Support Occupations 43-0000							187
Natural Resources, Construction, and Maintenance Occupations 45-0000 + 47-0000 + 49-0000							29
Production, Transportation, and Material Moving Occupations 51-0000 + 53-0000							32

Total	1,267
-------	-------

Institution: CUNY Brooklyn College (190549)

User ID: P1905491

Part G - Salaries Worksheet

Number of <u>Full-time Instructional Staff</u> For Calculation of Total Number of Months Annual Salary, 2015-16								
<ul style="list-style-type: none"> Report the number of instructional staff based on the number of months to be worked Months reported should correspond with the number of months that staff worked (which may differ from the number of months over which they are paid) Include ONLY full-time instructional staff Include instructional staff <i>with</i> faculty status and <i>without</i> faculty status Include instructional staff regardless of tenure status Balance column should include instructional staff whose annual salary covers less than 9 months worked 								
Gender and academic rank	Months worked				Total staff for salary reporting	Total number of months	Total full-time instructional staff from Part A	Balance (all other full-time instructional staff)
	12 months	11 months	10 months	9 months				
Men								
Professors	0	0	0	132	132	1,188		
Associate professors	0	0	0	77	77	693		
Assistant professors	0	0	0	61	61	549		
Instructors					0	0		
Lecturers	0	0	0	21	21	189		
No academic rank					0	0		
Total men	0	0	0	291	291	2,619	291	0
Women								
Professors	0	0	0	71	71	639		
Associate professors	0	0	0	80	80	720		
Assistant professors	0	0	0	75	75	675		
Instructors	0	0	0	3	3	27		
Lecturers	0	0	0	17	17	153		
No academic rank					0	0		
Total women	0	0	0	246	246	2,214	246	0
Total (men + women)	0	0	0	537	537	4,833	537	0

Institution: CUNY Brooklyn College (190549)

User ID: P1905491





Part G - Salary Outlays for Instructional Staff

Salary Outlays for <u>Full-time Instructional Staff</u> Annual Salary Outlays, 2015-16				
• Report the TOTAL ANNUAL salary outlays for the full-time instructional staff reported in the 12 months, 11 months, 10 months, and 9 months columns on the previous screen				
Gender and academic rank	Total staff for salary reporting (from Part G, screen 1)	Total number of months (from Part G, screen 1)	? Total annual salary outlays	? Weighted average monthly salaries
Men				
Professors	132	1,188	15,048,580	12,667
Associate professors	77	693	6,871,363	9,915
Assistant professors	61	549	4,722,302	8,602
Instructors	0	0		
Lecturers	21	189	1,391,156	7,361
No academic rank	0	0		
Total men	291	2,619	28,033,401	10,704
Women				
Professors	71	639	7,774,608	12,167
Associate professors	80	720	6,928,255	9,623
Assistant professors	75	675	5,673,295	8,405
Instructors	3	27	161,115	5,967
Lecturers	17	153	1,088,335	7,113
No academic rank	0	0		
Total women	246	2,214	21,625,608	9,768
Total (men + women)	537	4,833	49,659,009	10,275

Institution: CUNY Brooklyn College (190549)

User ID: P1905491

Part G - Salary Outlays for Non-instructional Staff

Salary Outlays for <u>Full-time</u> Non-instructional Staff Annual Salary Outlays, 2015-16		
Occupational category	 Number of full-time staff (carried forward from previous screens)	 Total annual salary outlays
<u>Research staff</u>	1	<input type="text" value="68,024"/>
<u>Public Service staff</u>	0	<input type="text"/>
<u>Library and Student and Academic Affairs and Other Education Services Occupations</u> 25-4000 + 25-2000 + 25-3000 + 25-9000	46	<input type="text" value="3,140,136"/>
<u>Management Occupations</u> 11-0000	128	<input type="text" value="14,055,414"/>
<u>Business and Financial Operations Occupations</u> 13-0000	46	<input type="text" value="2,860,040"/>
<u>Computer, Engineering, and Science Occupations</u> 15-0000 + 17-0000 + 19-0000	76	<input type="text" value="4,649,735"/>
<u>Community, Social Service, Legal, Arts, Design, Entertainment, Sports, and Media Occupations</u> 21-0000 + 23-0000 + 27-0000	59	<input type="text" value="4,153,377"/>
<u>Healthcare Practitioners and Technical Occupations</u> 29-0000	1	<input type="text" value="96,635"/>
<u>Service Occupations</u> 31-0000 + 33-0000 + 35-0000 + 37-0000 + 39-0000	125	<input type="text" value="4,572,321"/>
<u>Sales and Related Occupations</u> 41-0000	0	<input type="text"/>
<u>Office and Administrative Support Occupations</u> 43-0000	187	<input type="text" value="7,163,044"/>
<u>Natural Resources, Construction, and Maintenance Occupations</u> 45-0000 + 47-0000 + 49-0000	29	 <input type="text" value="2,132,406"/>
<u>Production, Transportation, and Material Moving Occupations</u> 51-0000 + 53-0000	32	 <input type="text" value="2,537,746"/>

Institution: CUNY Brooklyn College (190549)

User ID: P1905491

Part D - Part-time Staff by Occupational Category**Number of Part-time Staff by Occupational Category****As of November 1, 2015**

- Report Hispanic/Latino individuals of any race as Hispanic/Latino
- Report race for non-Hispanic/Latino individuals only

Men

Race/ethnicity	<u>Instructional staff</u>	<u>Research staff</u>	<u>Public Service staff</u>
<u>Nonresident alien</u>	10		
<u>Hispanic/Latino</u>	21		
<u>American Indian or Alaska Native</u>			
<u>Asian</u>	12		
<u>Black or African American</u>	26		
<u>Native Hawaiian or Other Pacific Islander</u>			
<u>White</u>	256		
Two or more races			
<u>Race and ethnicity unknown</u>			
Total men	325	0	0

Women

Race/ethnicity	<u>Instructional staff</u>	<u>Research staff</u>	<u>Public Service staff</u>
Nonresident alien	13		
Hispanic/Latino	32		
American Indian or Alaska Native	1		
Asian	21		
Black or African American	49		
Native Hawaiian or Other Pacific Islander			
White	265		
Two or more races	5		
Race and ethnicity unknown			
Total women	386	0	0

Total (men+women)	711	0	0
Total from prior year	673		

Institution: CUNY Brooklyn College (190549)

User ID: P1905491

Part D - Part-time Staff by Occupational Category**Number of Part-time Staff by Occupational Category****As of November 1, 2015**

- Report Hispanic/Latino individuals of any race as Hispanic/Latino
- Report race for non-Hispanic/Latino individuals only

Men

Race/ethnicity	<u>Archivists, Curators, and Museum Technicians</u> 25-4010	<u>Librarians</u> 25-4020	<u>Library Technicians</u> 25-4030	<u>Student and Academic Affairs and Other Education Services Occupations</u> 25-2000 + 25-3000 + 25-9000	<u>Library and Student and Academic Affairs and Other Education Services Occupations</u>
<u>Nonresident alien</u>	<input type="text"/>	<input type="text"/>	<input type="text"/>	<input type="text" value="4"/>	4
<u>Hispanic/Latino</u>	<input type="text"/>	<input type="text"/>	<input type="text"/>	<input type="text" value="4"/>	4
<u>American Indian or Alaska Native</u>	<input type="text"/>	<input type="text"/>	<input type="text"/>	<input type="text"/>	0
<u>Asian</u>	<input type="text"/>	<input type="text"/>	<input type="text"/>	<input type="text" value="5"/>	5
<u>Black or African American</u>	<input type="text"/>	<input type="text"/>	<input type="text"/>	<input type="text" value="5"/>	5
<u>Native Hawaiian or Other Pacific Islander</u>	<input type="text"/>	<input type="text"/>	<input type="text"/>	<input type="text"/>	0
<u>White</u>	<input type="text"/>	<input type="text"/>	<input type="text"/>	<input type="text" value="16"/>	16
Two or more races	<input type="text"/>	<input type="text"/>	<input type="text"/>	<input type="text"/>	0
<u>Race and ethnicity unknown</u>	<input type="text"/>	<input type="text"/>	<input type="text"/>	<input type="text"/>	0
Total men	0	0	0	34	34

Women

Race/ethnicity	<u>Archivists, Curators, and Museum Technicians</u> 25-4010	<u>Librarians</u> 25-4020	<u>Library Technicians</u> 25-4030	<u>Student and Academic Affairs and Other Education Services Occupations</u> 25-2000 + 25-3000 + 25-9000	<u>Library and Student and Academic Affairs and Other Education Services Occupations</u>
Nonresident alien	<input type="text"/>	<input type="text"/>	<input type="text"/>	<input type="text"/>	0
Hispanic/Latino	<input type="text"/>	<input type="text"/>	<input type="text"/>	<input type="text" value="5"/>	5
American Indian or Alaska Native	<input type="text"/>	<input type="text"/>	<input type="text"/>	<input type="text"/>	0
Asian	<input type="text"/>	<input type="text"/>	<input type="text"/>	<input type="text" value="6"/>	6
Black or African American	<input type="text"/>	<input type="text"/>	<input type="text"/>	<input type="text" value="14"/>	14
Native Hawaiian or Other Pacific Islander	<input type="text"/>	<input type="text"/>	<input type="text"/>	<input type="text"/>	0
White	<input type="text"/>	<input type="text"/>	<input type="text"/>	<input type="text" value="55"/>	55
Two or more races	<input type="text"/>	<input type="text"/>	<input type="text"/>	<input type="text"/>	0
Race and ethnicity unknown	<input type="text"/>	<input type="text"/>	<input type="text"/>	<input type="text"/>	0
Total women	0	0	0	80	80

Total (men+women)	0	0	0	114	114
Total from prior year				104	104

Institution: CUNY Brooklyn College (190549)

User ID: P1905491

Part D - Part-time Staff by Occupational Category**Number of Part-time Staff****As of November 1, 2015**

- Report Hispanic/Latino individuals of any race as Hispanic/Latino
- Report race for non-Hispanic/Latino individuals only

Men

Race/ethnicity	<u>Management Occupations 11-0000</u>	<u>Business and Financial Operations Occupations 13-0000</u>	<u>Computer, Engineering, and Science Occupations 15-0000 + 17-0000 + 19-0000</u>	<u>Community, Social Service, Legal, Arts, Design, Entertainment, Sports, and Media Occupations 21-0000 + 23-0000 + 27-0000</u>	<u>Healthcare Practitioners and Technical Occupations 29-0000</u>
<u>Nonresident alien</u>	<input type="text"/>	<input type="text"/>	<input type="text"/>	<input type="text"/>	<input type="text"/>
<u>Hispanic/Latino</u>	<input type="text"/>	<input type="text"/>	<input type="text" value="1"/>	<input type="text" value="3"/>	<input type="text"/>
<u>American Indian or Alaska Native</u>	<input type="text"/>	<input type="text"/>	<input type="text"/>	<input type="text"/>	<input type="text"/>
<u>Asian</u>	<input type="text"/>	<input type="text"/>	<input type="text"/>	<input type="text"/>	<input type="text"/>
<u>Black or African American</u>	<input type="text"/>	<input type="text"/>	<input type="text"/>	<input type="text" value="7"/>	<input type="text"/>
<u>Native Hawaiian or Other Pacific Islander</u>	<input type="text"/>	<input type="text"/>	<input type="text"/>	<input type="text"/>	<input type="text"/>
<u>White</u>	<input type="text"/>	<input type="text"/>	<input type="text" value="5"/>	<input type="text" value="9"/>	<input type="text"/>
<u>Two or more races</u>	<input type="text"/>	<input type="text"/>	<input type="text" value="1"/>	<input type="text"/>	<input type="text"/>
<u>Race and ethnicity unknown</u>	<input type="text"/>	<input type="text"/>	<input type="text"/>	<input type="text"/>	<input type="text"/>
Total men	0	0	7	19	0

Women

Race/ethnicity	<u>Management Occupations 11-0000</u>	<u>Business and Financial Operations Occupations 13-0000</u>	<u>Computer, Engineering, and Science Occupations 15-0000 + 17-0000 + 19-0000</u>	<u>Community, Social Service, Legal, Arts, Design, Entertainment, Sports, and Media Occupations 21-0000 + 23-0000 + 27-0000</u>	<u>Healthcare Practitioners and Technical Occupations 29-0000</u>
<u>Nonresident alien</u>	<input type="text"/>	<input type="text"/>	<input type="text"/>	<input type="text"/>	<input type="text"/>
<u>Hispanic/Latino</u>	<input type="text"/>	<input type="text"/>	<input type="text"/>	<input type="text"/>	<input type="text"/>
<u>American Indian or Alaska Native</u>	<input type="text"/>	<input type="text"/>	<input type="text"/>	<input type="text"/>	<input type="text"/>
<u>Asian</u>	<input type="text"/>	<input type="text"/>	<input type="text" value="1"/>	<input type="text"/>	<input type="text"/>
<u>Black or African American</u>	<input type="text"/>	<input type="text"/>	<input type="text" value="1"/>	<input type="text"/>	<input type="text"/>
<u>Native Hawaiian or Other Pacific Islander</u>	<input type="text"/>	<input type="text"/>	<input type="text"/>	<input type="text"/>	<input type="text"/>
<u>White</u>	<input type="text"/>	<input type="text"/>	<input type="text" value="2"/>	<input type="text" value="11"/>	<input type="text"/>
<u>Two or more races</u>	<input type="text"/>	<input type="text"/>	<input type="text"/>	<input type="text"/>	<input type="text"/>

Race and ethnicity unknown	<input type="text"/>	<input type="text"/>	<input type="text"/>	<input type="text"/>	<input type="text"/>
Total women	0	0	4	11	0
Total (men+women)	0	0	11	30	0
Total from prior year			5	24	

Institution: CUNY Brooklyn College (190549)

User ID: P1905491

Part D - Part-time Staff by Occupational Category**Number of Part-time Staff****As of November 1, 2015**

- Report Hispanic/Latino individuals of any race as Hispanic/Latino
- Report race for non-Hispanic/Latino individuals only

Men

Race/ethnicity	<u>Service Occupations</u> 31-0000 + 33-0000 + 35-0000 + 37-0000 + 39-0000	<u>Sales and Related Occupations</u> 41-0000	<u>Office and Administrative Support Occupations</u> 43-0000	<u>Natural Resources, Construction, and Maintenance Occupations</u> 45-0000 + 47-0000 + 49-0000	<u>Production, Transportation, and Material Moving Occupations</u> 51-0000 + 53-0000	Grand Total (All part-time staff)
<u>Nonresident alien</u>	<input type="text"/>	<input type="text"/>	<input type="text" value="9"/>	<input type="text"/>	<input type="text"/>	23
<u>Hispanic/Latino</u>	<input type="text" value="5"/>	<input type="text"/>	<input type="text" value="35"/>	<input type="text"/>	<input type="text"/>	69
<u>American Indian or Alaska Native</u>	<input type="text"/>	<input type="text"/>	<input type="text"/>	<input type="text"/>	<input type="text"/>	0
<u>Asian</u>	<input type="text"/>	<input type="text"/>	<input type="text" value="30"/>	<input type="text"/>	<input type="text"/>	47
<u>Black or African American</u>	<input type="text" value="14"/>	<input type="text"/>	<input type="text" value="82"/>	<input type="text"/>	<input type="text"/>	134
<u>Native Hawaiian or Other Pacific Islander</u>	<input type="text"/>	<input type="text"/>	<input type="text"/>	<input type="text"/>	<input type="text"/>	0
<u>White</u>	<input type="text" value="1"/>	<input type="text"/>	<input type="text" value="72"/>	<input type="text"/>	<input type="text"/>	359
Two or more races	<input type="text"/>	<input type="text"/>	<input type="text" value="1"/>	<input type="text"/>	<input type="text"/>	2
<u>Race and ethnicity unknown</u>	<input type="text"/>	<input type="text"/>	<input type="text"/>	<input type="text"/>	<input type="text"/>	0
Total men	20	0	229	0	0	634

Women

Race/ethnicity	<u>Service Occupations</u> 31-0000 + 33-0000 + 35-0000 + 37-0000 + 39-0000	<u>Sales and Related Occupations</u> 41-0000	<u>Office and Administrative Support Occupations</u> 43-0000	<u>Natural Resources, Construction, and Maintenance Occupations</u> 45-0000 + 47-0000 + 49-0000	<u>Production, Transportation, and Material Moving Occupations</u> 51-0000 + 53-0000	Grand Total (All part-time staff)
<u>Nonresident alien</u>	<input type="text"/>	<input type="text"/>	<input type="text" value="11"/>	<input type="text"/>	<input type="text"/>	24
<u>Hispanic/Latino</u>	<input type="text" value="4"/>	<input type="text"/>	<input type="text" value="53"/>	<input type="text"/>	<input type="text"/>	94
<u>American Indian or Alaska Native</u>	<input type="text"/>	<input type="text"/>	<input type="text" value="1"/>	<input type="text"/>	<input type="text"/>	2
<u>Asian</u>	<input type="text"/>	<input type="text"/>	<input type="text" value="47"/>	<input type="text"/>	<input type="text"/>	75
<u>Black or African American</u>	<input type="text" value="3"/>	<input type="text"/>	<input type="text" value="121"/>	<input type="text"/>	<input type="text"/>	188
<u>Native Hawaiian or Other Pacific Islander</u>	<input type="text"/>	<input type="text"/>	<input type="text"/>	<input type="text"/>	<input type="text"/>	0
<u>White</u>	<input type="text"/>	<input type="text"/>	<input type="text" value="132"/>	<input type="text"/>	<input type="text"/>	465

Two or more races	<input type="text"/>	<input type="text"/>	<input type="text" value="7"/>	<input type="text"/>	<input type="text"/>	12
Race and ethnicity unknown	<input type="text"/>	<input type="text"/>	<input type="text"/>	<input type="text"/>	<input type="text"/>	0
Total women	7	0	372	0	0	860
Total (men+women)	27	0	601	0	0	1,494
Total from prior year	32		631			1,469

Institution: CUNY Brooklyn College (190549)

User ID: P1905491

Part D - Graduate assistants**Number of Graduate Assistants****As of November 1, 2015**

- Report Hispanic/Latino individuals of any race as Hispanic/Latino
- Report race for non-Hispanic/Latino individuals only

Men

Race/ethnicity	<u>Teaching</u> 25-1191	<u>Research</u>	<u>Management</u> <u>Occupations</u> 11-0000	<u>Business and</u> <u>Financial</u> <u>Operations</u> <u>Occupations</u> 13-0000	<u>Computer,</u> <u>Engineering,</u> <u>and Science</u> <u>Occupations</u> 15-0000 + 17-0000 + 19-0000	<u>Community,</u> <u>Social Service,</u> <u>Legal, Arts,</u> <u>Design,</u> <u>Entertainment,</u> <u>Sports, and</u> <u>Media</u> <u>Occupations</u> 21-0000 + 23-0000 + 27-0000	<u>Library and</u> <u>Student and</u> <u>Academic</u> <u>Affairs and</u> <u>Other</u> <u>Education</u> <u>Services</u> <u>Occupations</u> 25-4000 + 25-2000 + 25-3000 + 25-9000	<u>Healthcare</u> <u>Practitioners</u> <u>and Technical</u> <u>Occupations</u> 29-0000	Total
Nonresident alien	10								10
Hispanic/Latino									0
American Indian or Alaska Native									0
Asian									0
Black or African American	1								1
Native Hawaiian or Other Pacific Islander									0
White	19								19
Two or more races									0
Race and ethnicity unknown									0
Total men	30	0	0	0	0	0	0	0	30

Women

Race/ethnicity	<u>Teaching</u> 25-1191	<u>Research</u>	<u>Management</u> <u>Occupations</u> 11-0000	<u>Business and</u> <u>Financial</u> <u>Operations</u> <u>Occupations</u> 13-0000	<u>Computer,</u> <u>Engineering,</u> <u>and Science</u> <u>Occupations</u> 15-0000 + 17-0000 + 19-0000	<u>Community,</u> <u>Social Service,</u> <u>Legal, Arts,</u> <u>Design,</u> <u>Entertainment,</u> <u>Sports, and</u> <u>Media</u> <u>Occupations</u> 21-0000 + 23-0000 + 27-0000	<u>Library and</u> <u>Student and</u> <u>Academic</u> <u>Affairs and</u> <u>Other</u> <u>Education</u> <u>Services</u> <u>Occupations</u> 25-4000 + 25-2000 + 25-3000 + 25-9000	<u>Healthcare</u> <u>Practitioners</u> <u>and Technical</u> <u>Occupations</u> 29-0000	Total
Nonresident alien	8								8
Hispanic/Latino	2								2
American Indian or Alaska Native									0

Asian	<input type="text" value="4"/>	<input type="text"/>	<input type="text"/>	<input type="text"/>	<input type="text"/>	<input type="text"/>	<input type="text"/>	<input type="text"/>	4
Black or African American	<input type="text" value="1"/>	<input type="text"/>	<input type="text"/>	<input type="text"/>	<input type="text"/>	<input type="text"/>	<input type="text"/>	<input type="text"/>	1
Native Hawaiian or Other Pacific Islander	<input type="text"/>	<input type="text"/>	<input type="text"/>	<input type="text"/>	<input type="text"/>	<input type="text"/>	<input type="text"/>	<input type="text"/>	0
White	<input type="text" value="25"/>	<input type="text"/>	<input type="text"/>	<input type="text"/>	<input type="text"/>	<input type="text"/>	<input type="text"/>	<input type="text"/>	25
Two or more races	<input type="text" value="1"/>	<input type="text"/>	<input type="text"/>	<input type="text"/>	<input type="text"/>	<input type="text"/>	<input type="text"/>	<input type="text"/>	1
Race and ethnicity unknown	<input type="text"/>	<input type="text"/>	<input type="text"/>	<input type="text"/>	<input type="text"/>	<input type="text"/>	<input type="text"/>	<input type="text"/>	0
Total women	41	0	0	0	0	0	0	0	41
Total (men+women)	71	0	0	0	0	0	0	0	71
Total from prior year	64								64

Institution: CUNY Brooklyn College (190549)

User ID: P1905491

Part E - Part-time Staff by Occupational Category and Tenure Status

Number of <u>Part-time Staff</u>							
As of November 1, 2015							
Occupational category	With <u>Faculty Status</u>					Without Faculty Status	Total
	<u>Tenured</u>	<u>On Tenure Track</u>	<u>Not on Tenure Track</u>				
			<u>Multi-year, continuing, or at-will contract</u>	<u>Annual contract</u>	<u>Less-than-annual contract</u>		
<u>Primarily Instruction</u>	0	0	0	0	711	0	711
Exclusively credit	<input type="text"/>	<input type="text"/>	<input type="text"/>	<input type="text"/>	702	<input type="text"/>	702
Exclusively not-for-credit	<input type="text"/>	<input type="text"/>	<input type="text"/>	<input type="text"/>	<input type="text"/>	<input type="text"/>	0
Combined credit/not-for-credit	<input type="text"/>	<input type="text"/>	<input type="text"/>	<input type="text"/>	9	<input type="text"/>	9
<u>Instruction/research/public service staff</u>	<input type="text"/>	<input type="text"/>	<input type="text"/>	<input type="text"/>	<input type="text"/>	<input type="text"/>	0
<u>Research staff</u>	<input type="text"/>	<input type="text"/>	<input type="text"/>	<input type="text"/>	<input type="text"/>	<input type="text"/>	0
<u>Public Service staff</u>	<input type="text"/>	<input type="text"/>	<input type="text"/>	<input type="text"/>	<input type="text"/>	<input type="text"/>	0
<u>Archivists, Curators, and Museum Technicians 25-4010</u>	<input type="text"/>	<input type="text"/>	<input type="text"/>	<input type="text"/>	<input type="text"/>	<input type="text"/>	0
<u>Librarians 25-4020</u>	<input type="text"/>	<input type="text"/>	<input type="text"/>	<input type="text"/>	<input type="text"/>	<input type="text"/>	0
<u>Library Technicians 25-4030</u>	<input type="text"/>	<input type="text"/>	<input type="text"/>	<input type="text"/>	<input type="text"/>	<input type="text"/>	0
<u>Student and Academic Affairs and Other Education Services Occupations 25-2000 + 25-3000 + 25-9000</u>	<input type="text"/>	<input type="text"/>	<input type="text"/>	<input type="text"/>	<input type="text"/>	114	114
<u>Management Occupations 11-0000</u>	<input type="text"/>	<input type="text"/>	<input type="text"/>	<input type="text"/>	<input type="text"/>	<input type="text"/>	0
<u>Business and Financial Operations Occupations 13-0000</u>	<input type="text"/>	<input type="text"/>	<input type="text"/>	<input type="text"/>	<input type="text"/>	<input type="text"/>	0
<u>Computer, Engineering, and Science Occupations 15-0000 + 17-0000 + 19-0000</u>	<input type="text"/>	<input type="text"/>	<input type="text"/>	<input type="text"/>	<input type="text"/>	11	11
<u>Community, Social Service, Legal, Arts, Design, Entertainment, Sports, and Media Occupations 21-0000 + 23-0000 + 27-0000</u>	<input type="text"/>	<input type="text"/>	<input type="text"/>	<input type="text"/>	<input type="text"/>	30	30
<u>Healthcare Practitioners and Technical Occupations 29-0000</u>	<input type="text"/>	<input type="text"/>	<input type="text"/>	<input type="text"/>	<input type="text"/>	<input type="text"/>	0
Total	0	0	0	0	711	155	866
Total from prior year	0	0		0	673	133	806

Institution: CUNY Brooklyn College (190549)

User ID: P1905491

Part F - Part-time Summary**Summary of Part-time Staff****As of November 1, 2015**

Occupational category	With Faculty Status					Without Faculty Status	Total
	Tenured	On Tenure Track	Multi-year, continuing, or at-will contract	Annual contract	Less-than-annual contract		
Primarily Instruction	0	0	0	0	711	0	711
Exclusively credit					702		702
Exclusively not-for-credit							0
Combined credit/not-for-credit					9		9
Instruction/research/public service staff							0
Research staff							0
Public Service staff							0
Archivists, Curators, and Museum Technicians 25-4010							0
Librarians 25-4020							0
Library Technicians 25-4030							0
Student and Academic Affairs and Other Education Services Occupations 25-2000 + 25-3000 + 25-9000						114	114
Management Occupations 11-0000							0
Business and Financial Operations Occupations 13-0000							0
Computer, Engineering, and Science Occupations 15-0000 + 17-0000 + 19-0000						11	11
Community, Social Service, Legal, Arts, Design, Entertainment, Sports, and Media Occupations 21-0000 + 23-0000 + 27-0000						30	30
Healthcare Practitioners and Technical Occupations 29-0000							0
Service Occupations 31-0000 + 33-0000 + 35-0000 + 37-0000 + 39-0000							27
Sales and Related Occupations 41-0000							0
Office and Administrative Support Occupations 43-0000							601
Natural Resources, Construction, and Maintenance Occupations 45-0000 + 47-0000 + 49-0000							0
Production, Transportation, and Material Moving Occupations 51-0000 + 53-0000							0

Graduate Assistants		71
Teaching 25-1191		71
Research		0
Management Occupations 11-0000		0
Business and Financial Operations Occupations 13-0000		0
Computer, Engineering, and Science Occupations 15-0000 + 17-0000 + 19-0000		0
Community, Social Service, Legal, Arts, Design, Entertainment, Sports, and Media Occupations 21-0000 + 23-0000 + 27-0000		0
Library and Student and Academic Affairs and Other Education Services Occupations 25-4000 + 25-2000 + 25-3000 + 25-9000		0
Healthcare Practitioners and Technical Occupations 29-0000		0
Total		1,565

Institution: CUNY Brooklyn College (190549)

User ID: P1905491

Part H - New Hires, Full-time Instructional Staff by Tenure Status**Number of Newly Hired Full-time Permanent Instructional Staff**

(Hired full-time between July 1 and October 31, 2015 and still on the payroll of the institution as of November 1, 2015)

- Report Hispanic/Latino individuals of any race as Hispanic/Latino
- Report race for non-Hispanic/Latino individuals only
- Include Primarily Instruction and Instruction Combined with Research and Public Service

Men

Race/ethnicity	With Faculty Status					Without Faculty Status	Total
	Tenured	On Tenure Track	Multi-year, continuing, or at-will contract	Annual contract	Less-than-annual contract		
Nonresident alien		1					1
Hispanic/Latino		1					1
American Indian or Alaska Native							0
Asian		3					3
Black or African American							0
Native Hawaiian or Other Pacific Islander							0
White		6		2			8
Two or more races							0
Race and ethnicity unknown							0
Total men	0	11	0	2	0	0	13

Women

Race/ethnicity	With Faculty Status					Without Faculty Status	Total
	Tenured	On Tenure Track	Multi-year, continuing, or at-will contract	Annual contract	Less-than-annual contract		
Nonresident alien							0
Hispanic/Latino		3					3
American Indian or Alaska Native							0
Asian	1	1					2
Black or African American				3			3
Native Hawaiian or Other Pacific Islander							0
White	1	6		6			13
Two or more races							0
							0

Race and ethnicity unknown	<input type="text"/>	<input type="text"/>	<input type="text"/>	<input type="text"/>	<input type="text"/>	<input type="text"/>	
Total women	2	10	0	9	0	0	21
Total (men+women)	2	21	0	11	0	0	34

Institution: CUNY Brooklyn College (190549)

User ID: P1905491

Part H - New Hires, Full-time Staff by Occupational Category**Number of Newly Hired Full-time Staff**(Hired full-time between July 1 and October 31, 2015 and
still on the payroll of the institution as of November 1, 2015)

- Report Hispanic/Latino individuals of any race as Hispanic/Latino
- Report race for non-Hispanic/Latino individuals only

Men

Race/ethnicity	<u>Instructional Staff</u> (from Part H, screen 1)	<u>Research staff</u>	<u>Public Service staff</u>	<u>Library and Student and Academic Affairs and Other Education Services Occupations</u> 25-4000 + 25-2000 + 25-3000 + 25-9000
<u>Nonresident alien</u>	1	<input type="text"/>	<input type="text"/>	<input type="text"/>
<u>Hispanic/Latino</u>	1	<input type="text"/>	<input type="text"/>	<input type="text"/>
<u>American Indian or Alaska Native</u>	0	<input type="text"/>	<input type="text"/>	<input type="text"/>
<u>Asian</u>	3	<input type="text"/>	<input type="text"/>	<input type="text"/>
<u>Black or African American</u>	0	<input type="text"/>	<input type="text"/>	<input type="text" value="1"/>
<u>Native Hawaiian or Other Pacific Islander</u>	0	<input type="text"/>	<input type="text"/>	<input type="text"/>
<u>White</u>	8	<input type="text"/>	<input type="text"/>	<input type="text"/>
Two or more races	0	<input type="text"/>	<input type="text"/>	<input type="text"/>
<u>Race and ethnicity unknown</u>	0	<input type="text"/>	<input type="text"/>	<input type="text"/>
Total men	13	0	0	1

Women

Race/ethnicity	<u>Instructional Staff</u> (from Part H, screen 1)	<u>Research staff</u>	<u>Public Service staff</u>	<u>Library and Student and Academic Affairs and Other Education Services Occupations</u> 25-4000 + 25-2000 + 25-3000 + 25-9000
Nonresident alien	0	<input type="text"/>	<input type="text"/>	<input type="text"/>
Hispanic/Latino	3	<input type="text"/>	<input type="text"/>	<input type="text" value="1"/>
American Indian or Alaska Native	0	<input type="text"/>	<input type="text"/>	<input type="text"/>
Asian	2	<input type="text"/>	<input type="text"/>	<input type="text"/>
Black or African American	3	<input type="text"/>	<input type="text"/>	<input type="text" value="1"/>
Native Hawaiian or Other Pacific Islander	0	<input type="text"/>	<input type="text"/>	<input type="text"/>
White	13	<input type="text"/>	<input type="text"/>	<input type="text" value="1"/>
Two or more races	0	<input type="text"/>	<input type="text"/>	<input type="text"/>
Race and ethnicity unknown	0	<input type="text"/>	<input type="text"/>	<input type="text"/>
Total women	21	0	0	3
Total (men+women)	34	0	0	4

Institution: CUNY Brooklyn College (190549)

User ID: P1905491

Part H - New Hires, Full-time Staff by Occupational Category**Number of Newly Hired Full-time Staff**(Hired full-time between July 1 and October 31, 2015 and
still on the payroll of the institution as of November 1, 2015)

- Report Hispanic/Latino individuals of any race as Hispanic/Latino
- Report race for non-Hispanic/Latino individuals only

Men

Race/ethnicity	<u>Management Occupations</u> 11-0000	<u>Business and Financial Operations Occupations</u> 13-0000	<u>Computer, Engineering, and Science Occupations</u> 15-0000 + 17-0000 + 19-0000	<u>Community, Social Service, Legal, Arts, Design, Entertainment, Sports, and Media Occupations</u> 21-0000 + 23-0000 + 27-0000	<u>Healthcare Practitioners and Technical Occupations</u> 29-0000
<u>Nonresident alien</u>	<input type="text"/>	<input type="text"/>	<input type="text"/>	<input type="text"/>	<input type="text"/>
<u>Hispanic/Latino</u>	<input type="text"/>	1	<input type="text"/>	<input type="text"/>	<input type="text"/>
<u>American Indian or Alaska Native</u>	<input type="text"/>	<input type="text"/>	<input type="text"/>	<input type="text"/>	<input type="text"/>
<u>Asian</u>	<input type="text"/>	<input type="text"/>	1	<input type="text"/>	<input type="text"/>
<u>Black or African American</u>	<input type="text"/>	<input type="text"/>	2	<input type="text"/>	<input type="text"/>
<u>Native Hawaiian or Other Pacific Islander</u>	<input type="text"/>	<input type="text"/>	<input type="text"/>	<input type="text"/>	<input type="text"/>
<u>White</u>	2	<input type="text"/>	1	<input type="text"/>	<input type="text"/>
Two or more races	<input type="text"/>	<input type="text"/>	<input type="text"/>	<input type="text"/>	<input type="text"/>
<u>Race and ethnicity unknown</u>	<input type="text"/>	<input type="text"/>	<input type="text"/>	<input type="text"/>	<input type="text"/>
Total men	2	1	4	0	0

Women

Race/ethnicity	<u>Management Occupations</u> 11-0000	<u>Business and Financial Operations Occupations</u> 13-0000	<u>Computer, Engineering, and Science Occupations</u> 15-0000 + 17-0000 + 19-0000	<u>Community, Social Service, Legal, Arts, Design, Entertainment, Sports, and Media Occupations</u> 21-0000 + 23-0000 + 27-0000	<u>Healthcare Practitioners and Technical Occupations</u> 29-0000
Nonresident alien	<input type="text"/>	<input type="text"/>	<input type="text"/>	<input type="text"/>	<input type="text"/>
Hispanic/Latino	<input type="text"/>	<input type="text"/>	<input type="text"/>	1	<input type="text"/>
American Indian or Alaska Native	<input type="text"/>	<input type="text"/>	<input type="text"/>	<input type="text"/>	<input type="text"/>
Asian	<input type="text"/>	1	<input type="text"/>	<input type="text"/>	<input type="text"/>
Black or African American	<input type="text"/>	<input type="text"/>	<input type="text"/>	1	<input type="text"/>
Native Hawaiian or Other Pacific Islander	<input type="text"/>	<input type="text"/>	<input type="text"/>	<input type="text"/>	<input type="text"/>
White	6	2	1	<input type="text"/>	<input type="text"/>
	<input type="text"/>	1	<input type="text"/>	<input type="text"/>	<input type="text"/>

Two or more races					
Race and ethnicity unknown	<input type="text"/>	<input type="text"/>	<input type="text"/>	<input type="text"/>	<input type="text"/>
Total women	6	4	1	2	0
Total (men+women)	8	5	5	2	0

Institution: CUNY Brooklyn College (190549)

User ID: P1905491

Part H - New Hires, Full-time Staff by Occupational Category**Number of Newly Hired Full-time Staff**

(Hired full-time between July 1 and October 31, 2015 and still on the payroll of the institution as of November 1, 2015)

- Report Hispanic/Latino individuals of any race as Hispanic/Latino
- Report race for non-Hispanic/Latino individuals only

Men

Race/ethnicity	<u>Service Occupations</u> 31-0000 + 33-0000 + 35-0000 + 37-0000 + 39-0000	<u>Sales and Related Occupations</u> 41-0000	<u>Office and Administrative Support Occupations</u> 43-0000	<u>Natural Resources, Construction, and Maintenance Occupations</u> 45-0000 + 47-0000 + 49-0000	<u>Production, Transportation, and Material Moving Occupations</u> 51-0000 + 53-0000	Grand Total (All full-time new hires)
<u>Nonresident alien</u>	<input type="text"/>	<input type="text"/>	<input type="text"/>	<input type="text"/>	<input type="text"/>	1
<u>Hispanic/Latino</u>	<input type="text"/>	<input type="text"/>	<input type="text"/>	<input type="text"/>	<input type="text"/>	2
<u>American Indian or Alaska Native</u>	<input type="text"/>	<input type="text"/>	<input type="text"/>	<input type="text"/>	<input type="text"/>	0
<u>Asian</u>	<input type="text"/>	<input type="text"/>	<input type="text"/>	<input type="text"/>	<input type="text"/>	4
<u>Black or African American</u>	<input type="text"/>	<input type="text"/>	<input type="text"/>	<input type="text"/>	<input type="text"/>	3
<u>Native Hawaiian or Other Pacific Islander</u>	<input type="text"/>	<input type="text"/>	<input type="text"/>	<input type="text"/>	<input type="text"/>	0
<u>White</u>	<input type="text"/>	<input type="text"/>	<input type="text"/>	<input type="text"/>	<input type="text"/>	11
Two or more races	<input type="text"/>	<input type="text"/>	<input type="text"/>	<input type="text"/>	<input type="text"/>	0
<u>Race and ethnicity unknown</u>	<input type="text"/>	<input type="text"/>	<input type="text"/>	<input type="text"/>	<input type="text"/>	0
Total men	0	0	0	0	0	21

Women

Race/ethnicity	<u>Service Occupations</u> 31-0000 + 33-0000 + 35-0000 + 37-0000 + 39-0000	<u>Sales and Related Occupations</u> 41-0000	<u>Office and Administrative Support Occupations</u> 43-0000	<u>Natural Resources, Construction, and Maintenance Occupations</u> 45-0000 + 47-0000 + 49-0000	<u>Production, Transportation, and Material Moving Occupations</u> 51-0000 + 53-0000	Grand Total (All full-time new hires)
Nonresident alien	<input type="text"/>	<input type="text"/>	<input type="text"/>	<input type="text"/>	<input type="text"/>	0
Hispanic/Latino	<input type="text"/>	<input type="text"/>	<input type="text"/>	<input type="text"/>	<input type="text"/>	5
American Indian or Alaska Native	<input type="text"/>	<input type="text"/>	<input type="text"/>	<input type="text"/>	<input type="text"/>	0
Asian	<input type="text"/>	<input type="text"/>	<input type="text"/>	<input type="text"/>	<input type="text"/>	3
Black or African American	<input type="text"/>	<input type="text"/>	<input type="text"/>	<input type="text"/>	<input type="text"/>	5
	<input type="text"/>	<input type="text"/>	<input type="text"/>	<input type="text"/>	<input type="text"/>	0

Native Hawaiian or Other Pacific Islander						
White	<input type="text"/>	<input type="text"/>	<input type="text"/>	<input type="text"/>	<input type="text"/>	23
Two or more races	<input type="text"/>	<input type="text"/>	<input type="text"/>	<input type="text"/>	<input type="text"/>	1
Race and ethnicity unknown	<input type="text"/>	<input type="text"/>	<input type="text" value="0"/>	<input type="text"/>	<input type="text"/>	0
Total women	0	0	0	0	0	37
Total (men+women)	0	0	0	0	0	58

User ID: P1905491

Were any staff members difficult to categorize? If so, please explain in the box below.

[illegible]

Institution: CUNY Brooklyn College (190549)

User ID: P1905491

Summary**Human Resources Component Summary**

IPEDS collects important information regarding your institution. All data reported in IPEDS survey components become available in the IPEDS Data Center and appear as aggregated data in various Department of Education reports. Additionally, some of the reported data appears specifically for your institution through the College Navigator website and is included in your institution's Data Feedback Report (DFR). The purpose of this summary is to provide you an opportunity to view some of the data that, when accepted through the IPEDS quality control process, will appear on the College Navigator website and/or your DFR. College Navigator is updated approximately three months after the data collection period closes and Data Feedback Reports will be available through the [Data Center](#) and sent to your institution's CEO in November 2016.

Please review your data for accuracy. If you have questions about the data displayed below after reviewing the data reported on the survey screens, please contact the IPEDS Help Desk at: 1-877-225-2568 or ipedshelp@rti.org.

Number of staff by employment status and occupational category: Fall 2015			
Occupational category	Reported values		FTE staff
	Number of full-time staff	Number of part-time staff	
Total number of staff	1,267	1,494	1,765
Instructional Staff	537	711	774
Primary Instruction	537	711	774
Exclusively credit	414	702	648
Exclusively not-for-credit	0	0	0
Combined credit/not-for-credit	123	9	126
Instruction/research/public service	0	0	0
Research Staff	1	0	1
Public Service Staff	0	0	0
Library and Student and Academic Affairs and Other Education Services Occupations SOC	46	114	84
Librarians, Curators, and Archivists SOC 25-4000	8	0	8
Archivists, Curators, and Museum Technicians SOC 25-4010	1	0	1
Librarians SOC 25-4020	4	0	4
Library Technicians SOC 25-4030	3	0	3
Student and Academic Affairs and Other Education Services Occupations SOC 25-2000 + 25-3000 + 25-9000	38	114	76
Management Occupations SOC 11-0000	128	0	128
Business and Financial Operations Occupations SOC 13-0000	46	0	46
Computer, Engineering, and Science Occupations SOC 15-0000 + 17-0000 + 19-0000	76	11	80
Community, Social Service, Legal, Arts, Design, Entertainment, Sports and Media Occupations SOC 21-0000 + 23-0000 + 27-0000	59	30	69
Healthcare Practitioners and Technical Occupations SOC 29-0000	1	0	1
Service Occupations SOC 31-0000 + 33-0000 + 35-0000 + 37-0000 + 39-0000	125	27	134
Sales and Related Occupations SOC 41-0000	0	0	0
	187	601	387

Office and Administrative Support Occupations SOC 43-0000			
Natural Resources, Construction, and Maintenance Occupations SOC 45-0000 + 47-0000 + 49-0000	29	0	29
Production, Transportation, and Material Moving Occupations SOC 51-0000 + 53-0000	32	0	32
NOTE: Full-time-equivalent (FTE) staff is calculated by summing the total number of full-time staff and adding one-third of the total number of part-time staff. Graduate assistants are not included in the above figures. Many of the FTE figures may be included in the DFR.			

**Salaries of full-time instructional staff by contract length and academic rank:
Academic year 2015-16**

Academic rank	Months Covered by Annual Salary				Total Staff for Salary reporting	Total Number of Months	Salary Outlays	Weighted Average Monthly Salaries
	12 months	11 months	10 months	9 months				
All Ranks				537	537	4,833	\$49,659,009	\$10,275
Professor				203	203	1,827	\$22,823,188	\$12,492
Associate professor				157	157	1,413	\$13,799,618	\$9,766
Assistant professor				136	136	1,224	\$10,395,597	\$8,493
Instructor				3	3	27	\$161,115	\$5,967
Lecturer				38	38	342	\$2,479,491	\$7,250
No academic rank								

NOTE: The above data are based on the Salary Outlays part of the IPEDS HR component. The Weighted average monthly salaries of full-time instructional staff by academic rank are calculated by adding the salary outlays reported for Men plus Women by academic rank, then dividing the sum by the "Total Number of Months" for Men plus Women by academic rank. Salaries of full-time instructional staff paid less than 9 months per year are not collected. Also, salaries of medical school staff are not collected. The weighted average monthly salaries may be included in the DFR.

Institution: CUNY Brooklyn College (190549)

User ID: P1905491

Edit Report

Human Resources

CUNY Brooklyn College (190549)

Source	Description	Severity	Resolved	Options
--------	-------------	----------	----------	---------

Screen: A1 - FT Instructional, Rank and Tenure - Annual Contract

Upload File	This number is outside the expected range of between 29 and 59 based on the prior year value. Please correct your data or explain. (Error #1387)	Explanation	Yes	
Reason:	We had a few substitute faculty because of the budget reduction.			

Screen: A2 - FT Instructional, Function

Upload File	The total number of full-time non-medical school Instructional staff (Primarily instruction + Instruction/research/public service staff) with an Annual contract reported by function in Part A (19) is outside the expected range of between 29 and 59 based on the prior year value. Please correct your data or explain. (Error #1563)	Explanation	Yes	
Reason:	We had a few substitute faculty because of the budget reduction.			

Screen: B1 - FT Non-instructional, Occupation- 2

Upload File	This number is outside the expected range of between 1 and 30 based on the prior year value. Please correct your data or explain. (Error #1387)	Explanation	Yes	
Reason:	Prior year is being restated.			

Screen: B1 - FT Non-instructional, Occupation - 3

Upload File	This number is outside the expected range of between 56 and 116 based on the prior year value. Please correct your data or explain. (Error #1387)	Explanation	Yes	
Reason:	Prior year is being restated.			

Screen: G - Salary Outlays, Non-instructional Staff

Perform Edits	The amount entered in Part G for Total annual salary outlays for Natural Resources, Construction, and Maintenance Occupations (\$2,132,406) is outside the expected range of between \$580,000 and \$2,030,000 based on an estimated average salary of between \$20,000 and \$70,000 per individual for this category. Please correct your data or explain. (Error #1379)	Explanation	Yes	
Reason:	The total salary is a little higher than the expected value. This is correct.			
Related Screens:	G - Salary Outlays, Non-instructional Staff			
Perform Edits	The amount entered in Part G for Total annual salary outlays for Production, Transportation, and Material Moving Occupations (\$2,537,746) is outside the expected range of between \$640,000 and \$2,240,000 based on an estimated average salary of between \$20,000 and \$70,000 per individual for this category. Please correct your data or explain. (Error #1380)	Explanation	Yes	
Reason:	The total salary is a little higher than the expected value. This is correct.			
Related Screens:	G - Salary Outlays, Non-instructional Staff			