

IPEDS 2021-22 Data Collection System

IPEDS HELP DESK (877) 225-2568 | ipedshelp@rti.org
OMB NO. 1850-0582 v.29 : Approval Expires 8/31/2022
User ID: P1905492

Human Resources 2021-22

Institution: CUNY Brooklyn College (190549)

User ID: P1905492

Overview

Human Resources Overview

Welcome to the IPEDS Human Resources (HR) survey component. The HR component collects important information about your institution's staff.

Data Reporting Reminders

- Report data to accurately reflect the time period corresponding with the IPEDS survey component, even if such reporting is seemingly inconsistent with prior-year reporting. For example, if a summer term began later than usual due to Coronavirus Pandemic postponements, continue to report using the timeframes as defined in the IPEDS instructions. NCES expects that some data reported during the 2021-22 data collection year will vary from established prior trends due to the impacts of Coronavirus Pandemic. If an error edit is triggered even when submitting accurate data, please indicate in the corresponding context box or verbally to the Help Desk that the seemingly inconsistent data are accurate and reflect the effects of Coronavirus Pandemic.
- Report each employee only once. If an employee could be coded in more than one occupation, code the employee in the occupation that requires the highest level of skill OR if there is no measurable difference in skill requirements, code the employee in the occupation in which they spend the most time.
- Report staff members difficult to categorize in the "Human Resources Survey Evaluation" box at the end of the survey.
- Enter data on each displayed screen. If a screen is not applicable, enter at least one zero in a field on the screen and save before continuing.
- When reporting salary data (applicable to degree-granting institutions only) include all full-time, non-medical school, instructional staff - both with and without faculty status.

See the instructions for the **Key Reporting Concepts** section -- basic reporting concepts that will assist you in completing the Human Resources survey component.

Changes to reporting for 2021-22

There are no changes for this survey component.

Resources:

- To download the survey materials for this component: [Survey Materials](#)
- All staff must now be reported using the new IPEDS occupational categories, which align with the 2018 Standard Occupational Classification (SOC) codes. Additional information and resources can be found in the [IPEDS HR/SOC Information Center](#), including general information about the SOC, the IPEDS/SOC crosswalk, a SOC Browse Tool, Frequently Asked Questions, and Web Tutorials.
- To access your prior year data submission for this component: [Reported Data](#)

If you have questions about completing this survey, please contact the **IPEDS Help Desk at 1-877-225-2568**.

Institution: CUNY Brooklyn College (190549)

User ID: P1905492

Human Resources Screening Questions

Does your institution have any part-time staff?*If you answer Yes to this question, you will be provided the screens to report part-time staff.*

- ☐ No
☒ Yes

Does your institution have graduate assistants?*If you answer Yes to this question, you will be provided the screens to report graduate assistants.*

- ☐ No
☒ Yes

Does your institution have 15 or more full-time staff?

- ☐ No
☒ Yes

Does your institution have a tenure system?*If you answer Yes to this question, you will be provided the screens to report some data by tenure status.*

- ☐ No
☒ Yes

Did your institution hire any full-time permanent staff who were included on the payroll of the institution between November 1, 2020 and October 31, 2021 either for the *first time* (new to the institution) or *after a break in service*? Do not exclude persons who were no longer on the payroll as of November 1, 2021. (Exclude persons who have returned from sabbatical leave and full-time instructional staff who are working less-than-9-month contracts.)

If you answer Yes to this question, you will be provided the screens to report full-time permanent new hires in Part H.

- ☐ No
☒ Yes

Do ALL of the instructional staff at your institution fall into any of the following categories?*If you answer Yes to any of the questions below, you will NOT be required to report Part G - Salaries for instructional staff. However, Part G will still be required for reporting data for full-time non-instructional staff.*

- ☒ No ☐ Yes Are ALL of the instructional staff military personnel?
☒ No ☐ Yes Do ALL of the instructional staff contribute their services (e.g., members of a religious order)?

You may use the box below to provide additional context for the data you have reported above.

Institution: CUNY Brooklyn College (190549)

User ID: P1905492

Part A1 - Full-time Instructional Staff by Academic Rank and Tenure Status - Tenured

Number of Full-time Instructional Staff With Faculty Status Tenured

As of November 1, 2021

- Report Hispanic/Latino individuals of any race as Hispanic/Latino
- Report race for non-Hispanic/Latino individuals only
- Include both Primarily Instruction and Instruction Combined with Research and/or Public Service

Men

Race/ethnicity	Academic Rank					No academic rank	Total
	Professors	Associate professors	Assistant professors	Instructors	Lecturers		
Nonresident alien	<input type="text" value="2"/>	<input type="text" value="7"/>	<input type="text"/>	<input type="text"/>	<input type="text"/>	<input type="text"/>	9
Hispanic/Latino	<input type="text" value="5"/>	<input type="text" value="3"/>	<input type="text"/>	<input type="text"/>	<input type="text"/>	<input type="text"/>	8
American Indian or Alaska Native	<input type="text"/>	<input type="text"/>	<input type="text"/>	<input type="text"/>	<input type="text"/>	<input type="text"/>	0
Asian	<input type="text" value="13"/>	<input type="text" value="8"/>	<input type="text" value="2"/>	<input type="text"/>	<input type="text"/>	<input type="text"/>	23
Black or African American	<input type="text" value="5"/>	<input type="text" value="9"/>	<input type="text" value="1"/>	<input type="text"/>	<input type="text" value="1"/>	<input type="text"/>	16
Native Hawaiian or Other Pacific Islander	<input type="text"/>	<input type="text"/>	<input type="text"/>	<input type="text"/>	<input type="text"/>	<input type="text"/>	0
White	<input type="text" value="95"/>	<input type="text" value="40"/>	<input type="text" value="3"/>	<input type="text"/>	<input type="text" value="7"/>	<input type="text"/>	145
Two or more races	<input type="text" value="1"/>	<input type="text"/>	<input type="text"/>	<input type="text"/>	<input type="text"/>	<input type="text"/>	1
Race and ethnicity unknown	<input type="text"/>	<input type="text"/>	<input type="text"/>	<input type="text"/>	<input type="text"/>	<input type="text"/>	0
Total men	121	67	6	0	8	0	202

Women

Race/ethnicity	Academic Rank					No academic rank	Total
	Professors	Associate professors	Assistant professors	Instructors	Lecturers		
Nonresident alien	<input type="text" value="2"/>	<input type="text" value="5"/>	<input type="text" value="1"/>	<input type="text"/>	<input type="text"/>	<input type="text"/>	8
Hispanic/Latino	<input type="text" value="5"/>	<input type="text" value="5"/>	<input type="text" value="1"/>	<input type="text"/>	<input type="text"/>	<input type="text"/>	11
American Indian or Alaska Native	<input type="text"/>	<input type="text"/>	<input type="text"/>	<input type="text"/>	<input type="text"/>	<input type="text"/>	0
Asian	<input type="text" value="8"/>	<input type="text" value="12"/>	<input type="text" value="1"/>	<input type="text"/>	<input type="text" value="1"/>	<input type="text"/>	22
Black or African American	<input type="text" value="6"/>	<input type="text" value="2"/>	<input type="text" value="1"/>	<input type="text"/>	<input type="text"/>	<input type="text"/>	9
Native Hawaiian or Other Pacific Islander	<input type="text"/>	<input type="text"/>	<input type="text"/>	<input type="text"/>	<input type="text"/>	<input type="text"/>	0
White	<input type="text" value="55"/>	<input type="text" value="39"/>	<input type="text" value="4"/>	<input type="text"/>	<input type="text" value="10"/>	<input type="text"/>	108
Two or more races	<input type="text"/>	<input type="text" value="1"/>	<input type="text"/>	<input type="text"/>	<input type="text" value="1"/>	<input type="text"/>	2
Race and ethnicity unknown	<input type="text" value="1"/>	<input type="text"/>	<input type="text"/>	<input type="text"/>	<input type="text"/>	<input type="text"/>	1
Total women	77	64	8	0	12	0	161

Total (men+women)	198	131	14	0	20	0	363
Total from prior year							366

Institution: CUNY Brooklyn College (190549)

User ID: P1905492

Part A1 - Full-time Instructional Staff by Academic Rank and Tenure Status - On Tenure Track

Number of Full-time Instructional Staff With Faculty Status On Tenure Track

As of November 1, 2021

- Report Hispanic/Latino individuals of any race as Hispanic/Latino
- Report race for non-Hispanic/Latino individuals only
- Include both Primarily Instruction and Instruction Combined with Research and/or Public Service

Men

Race/ethnicity	Academic Rank					No academic rank	Total
	Professors	Associate professors	Assistant professors	Instructors	Lecturers		
Nonresident alien	<input type="text"/>	<input type="text"/>	<input type="text" value="1"/>	<input type="text"/>	<input type="text"/>	<input type="text"/>	1
Hispanic/Latino	<input type="text"/>	<input type="text" value="1"/>	<input type="text" value="2"/>	<input type="text"/>	<input type="text"/>	<input type="text"/>	3
American Indian or Alaska Native	<input type="text"/>	<input type="text"/>	<input type="text"/>	<input type="text"/>	<input type="text"/>	<input type="text"/>	0
Asian	<input type="text"/>	<input type="text" value="1"/>	<input type="text" value="2"/>	<input type="text"/>	<input type="text"/>	<input type="text"/>	3
Black or African American	<input type="text"/>	<input type="text"/>	<input type="text" value="4"/>	<input type="text"/>	<input type="text"/>	<input type="text"/>	4
Native Hawaiian or Other Pacific Islander	<input type="text"/>	<input type="text"/>	<input type="text"/>	<input type="text"/>	<input type="text"/>	<input type="text"/>	0
White	<input type="text"/>	<input type="text" value="3"/>	<input type="text" value="8"/>	<input type="text"/>	<input type="text" value="3"/>	<input type="text"/>	14
Two or more races	<input type="text"/>	<input type="text"/>	<input type="text" value="1"/>	<input type="text"/>	<input type="text"/>	<input type="text"/>	1
Race and ethnicity unknown	<input type="text"/>	<input type="text"/>	<input type="text" value="1"/>	<input type="text"/>	<input type="text"/>	<input type="text"/>	1
Total men	0	5	19	0	3	0	27

Women

Race/ethnicity	Academic Rank					No academic rank	Total
	Professors	Associate professors	Assistant professors	Instructors	Lecturers		
Nonresident alien	<input type="text"/>	<input type="text"/>	<input type="text"/>	<input type="text"/>	<input type="text" value="2"/>	<input type="text"/>	2
Hispanic/Latino	<input type="text"/>	<input type="text"/>	<input type="text" value="4"/>	<input type="text"/>	<input type="text"/>	<input type="text"/>	4
American Indian or Alaska Native	<input type="text"/>	<input type="text"/>	<input type="text"/>	<input type="text"/>	<input type="text"/>	<input type="text"/>	0
Asian	<input type="text" value="1"/>	<input type="text"/>	<input type="text" value="9"/>	<input type="text"/>	<input type="text" value="1"/>	<input type="text"/>	11
Black or African American	<input type="text"/>	<input type="text"/>	<input type="text" value="3"/>	<input type="text"/>	<input type="text"/>	<input type="text"/>	3
Native Hawaiian or Other Pacific Islander	<input type="text"/>	<input type="text"/>	<input type="text"/>	<input type="text"/>	<input type="text"/>	<input type="text"/>	0
White	<input type="text"/>	<input type="text" value="2"/>	<input type="text" value="17"/>	<input type="text"/>	<input type="text" value="2"/>	<input type="text"/>	21
Two or more races	<input type="text"/>	<input type="text"/>	<input type="text"/>	<input type="text"/>	<input type="text"/>	<input type="text"/>	0
Race and ethnicity unknown	<input type="text"/>	<input type="text"/>	<input type="text"/>	<input type="text"/>	<input type="text"/>	<input type="text"/>	0
Total women	1	2	33	0	5	0	41

Total (men+women)	1	7	52	0	8	0	68
Total from prior year							82

Institution: CUNY Brooklyn College (190549)

User ID: P1905492

Part A1 - Full-time Instructional Staff by Academic Rank and Tenure Status - Multi-Year Contract

Number of Full-time Instructional Staff With Faculty Status Not on Tenure Track - Multi-Year Contract

As of November 1, 2021

- Report Hispanic/Latino individuals of any race as Hispanic/Latino
- Report race for non-Hispanic/Latino individuals only
- Include both Primarily Instruction and Instruction Combined with Research and/or Public Service

Men

Gender and race/ethnicity	Academic Rank					No academic rank	Total
	Professors	Associate professors	Assistant professors	Instructors	Lecturers		
Nonresident alien	<input type="text"/>	<input type="text"/>	<input type="text"/>	<input type="text"/>	<input type="text"/>	<input type="text"/>	0
Hispanic/Latino	<input type="text"/>	<input type="text"/>	<input type="text"/>	<input type="text"/>	<input type="text"/>	<input type="text"/>	0
American Indian or Alaska Native	<input type="text"/>	<input type="text"/>	<input type="text"/>	<input type="text"/>	<input type="text"/>	<input type="text"/>	0
Asian	<input type="text"/>	<input type="text"/>	<input type="text"/>	<input type="text"/>	<input type="text"/>	<input type="text"/>	0
Black or African American	<input type="text"/>	<input type="text"/>	<input type="text"/>	<input type="text"/>	<input type="text"/>	<input type="text"/>	0
Native Hawaiian or Other Pacific Islander	<input type="text"/>	<input type="text"/>	<input type="text"/>	<input type="text"/>	<input type="text"/>	<input type="text"/>	0
White	<input type="text"/>	<input type="text"/>	<input type="text"/>	<input type="text"/>	<input type="text"/>	<input type="text"/>	0
Two or more races	<input type="text"/>	<input type="text"/>	<input type="text"/>	<input type="text"/>	<input type="text"/>	<input type="text"/>	0
Race and ethnicity unknown	<input type="text"/>	<input type="text"/>	<input type="text"/>	<input type="text"/>	<input type="text"/>	<input type="text"/>	0
Total men	0	0	0	0	0	0	0

Women

Gender and race/ethnicity	Academic Rank					No academic rank	Total
	Professors	Associate professors	Assistant professors	Instructors	Lecturers		
Nonresident alien	<input type="text"/>	<input type="text"/>	<input type="text"/>	<input type="text"/>	<input type="text"/>	<input type="text"/>	0
Hispanic/Latino	<input type="text"/>	<input type="text"/>	<input type="text"/>	<input type="text"/>	<input type="text"/>	<input type="text"/>	0
American Indian or Alaska Native	<input type="text"/>	<input type="text"/>	<input type="text"/>	<input type="text"/>	<input type="text"/>	<input type="text"/>	0
Asian	<input type="text"/>	<input type="text"/>	<input type="text"/>	<input type="text"/>	<input type="text"/>	<input type="text"/>	0
Black or African American	<input type="text"/>	<input type="text"/>	<input type="text"/>	<input type="text"/>	<input type="text"/>	<input type="text"/>	0
Native Hawaiian or Other Pacific Islander	<input type="text"/>	<input type="text"/>	<input type="text"/>	<input type="text"/>	<input type="text"/>	<input type="text"/>	0
White	<input type="text"/>	<input type="text"/>	<input type="text"/>	<input type="text"/>	<input type="text"/>	<input type="text"/>	0
Two or more races	<input type="text"/>	<input type="text"/>	<input type="text"/>	<input type="text"/>	<input type="text"/>	<input type="text"/>	0
Race and ethnicity unknown	<input type="text"/>	<input type="text"/>	<input type="text"/>	<input type="text"/>	<input type="text"/>	0	0
Total women	0	0	0	0	0	0	0

Total (men+women)	0	0	0	0	0	0	0
Total from prior year							

Institution: CUNY Brooklyn College (190549)

User ID: P1905492

Part A1 - Full-time Instructional Staff by Academic Rank and Tenure Status - Annual Contract

Number of Full-time Instructional Staff With Faculty Status Not on Tenure Track - Annual Contract

As of November 1, 2021

- Report Hispanic/Latino individuals of any race as Hispanic/Latino
- Report race for non-Hispanic/Latino individuals only
- Include both Primarily Instruction and Instruction Combined with Research and/or Public Service

Men

Race/ethnicity	Academic Rank					No academic rank	Total
	Professors	Associate professors	Assistant professors	Instructors	Lecturers		
Nonresident alien	<input type="text"/>	<input type="text"/>	<input type="text"/>	<input type="text"/>	<input type="text" value="2"/>	<input type="text"/>	2
Hispanic/Latino	<input type="text" value="1"/>	<input type="text"/>	<input type="text"/>	<input type="text"/>	<input type="text"/>	<input type="text"/>	1
American Indian or Alaska Native	<input type="text"/>	<input type="text"/>	<input type="text"/>	<input type="text"/>	<input type="text"/>	<input type="text"/>	0
Asian	<input type="text"/>	<input type="text"/>	<input type="text"/>	<input type="text"/>	<input type="text" value="1"/>	<input type="text"/>	1
Black or African American	<input type="text"/>	<input type="text"/>	<input type="text"/>	<input type="text"/>	<input type="text" value="2"/>	<input type="text"/>	2
Native Hawaiian or Other Pacific Islander	<input type="text"/>	<input type="text"/>	<input type="text"/>	<input type="text"/>	<input type="text"/>	<input type="text"/>	0
White	<input type="text" value="2"/>	<input type="text"/>	<input type="text" value="1"/>	<input type="text"/>	<input type="text" value="4"/>	<input type="text"/>	7
Two or more races	<input type="text"/>	<input type="text"/>	<input type="text"/>	<input type="text"/>	<input type="text"/>	<input type="text"/>	0
Race and ethnicity unknown	<input type="text"/>	<input type="text"/>	<input type="text"/>	<input type="text"/>	<input type="text"/>	<input type="text"/>	0
Total men	3	0	1	0	9	0	13

Women

Race/ethnicity	Academic Rank					No academic rank	Total
	Professors	Associate professors	Assistant professors	Instructors	Lecturers		
Nonresident alien	<input type="text"/>	<input type="text"/>	<input type="text"/>	<input type="text"/>	<input type="text" value="1"/>	<input type="text"/>	1
Hispanic/Latino	<input type="text"/>	<input type="text"/>	<input type="text"/>	<input type="text"/>	<input type="text" value="1"/>	<input type="text"/>	1
American Indian or Alaska Native	<input type="text"/>	<input type="text"/>	<input type="text"/>	<input type="text"/>	<input type="text"/>	<input type="text"/>	0
Asian	<input type="text"/>	<input type="text"/>	<input type="text"/>	<input type="text"/>	<input type="text"/>	<input type="text"/>	0
Black or African American	<input type="text"/>	<input type="text"/>	<input type="text"/>	<input type="text"/>	<input type="text" value="4"/>	<input type="text"/>	4
Native Hawaiian or Other Pacific Islander	<input type="text"/>	<input type="text"/>	<input type="text"/>	<input type="text"/>	<input type="text"/>	<input type="text"/>	0
White	<input type="text" value="2"/>	<input type="text"/>	<input type="text"/>	<input type="text"/>	<input type="text" value="11"/>	<input type="text"/>	13
Two or more races	<input type="text"/>	<input type="text"/>	<input type="text"/>	<input type="text"/>	<input type="text"/>	<input type="text"/>	0
Race and ethnicity unknown	<input type="text"/>	<input type="text"/>	<input type="text"/>	<input type="text"/>	<input type="text"/>	<input type="text"/>	0
Total women	2	0	0	0	17	0	19

Total (men+women)	5	0	1	0	26	0	<input checked="" type="checkbox"/> 32
Total from prior year							23

Institution: CUNY Brooklyn College (190549)

User ID: P1905492

Part A1 - Full-time Instructional Staff by Academic Rank and Tenure Status - Less-Than-Annual Contract

Number of Full-time Instructional Staff With Faculty Status Not on Tenure Track - Less-than-annual Contract

As of November 1, 2021

- Report Hispanic/Latino individuals of any race as Hispanic/Latino
- Report race for non-Hispanic/Latino individuals only
- Include both Primarily Instruction and Instruction Combined with Research and/or Public Service

Men

Race/ethnicity	Academic Rank					No academic rank	Total
	Professors	Associate professors	Assistant professors	Instructors	Lecturers		
Nonresident alien	<input type="text"/>	<input type="text"/>	<input type="text"/>	<input type="text"/>	<input type="text"/>	<input type="text"/>	0
Hispanic/Latino	<input type="text"/>	<input type="text"/>	<input type="text"/>	<input type="text"/>	<input type="text"/>	<input type="text"/>	0
American Indian or Alaska Native	<input type="text"/>	<input type="text"/>	<input type="text"/>	<input type="text"/>	<input type="text"/>	<input type="text"/>	0
Asian	<input type="text"/>	<input type="text"/>	<input type="text"/>	<input type="text"/>	<input type="text"/>	<input type="text"/>	0
Black or African American	<input type="text"/>	<input type="text"/>	<input type="text"/>	<input type="text"/>	<input type="text"/>	<input type="text"/>	0
Native Hawaiian or Other Pacific Islander	<input type="text"/>	<input type="text"/>	<input type="text"/>	<input type="text"/>	<input type="text"/>	<input type="text"/>	0
White	<input type="text"/>	<input type="text"/>	<input type="text"/>	<input type="text"/>	<input type="text"/>	<input type="text"/>	0
Two or more races	<input type="text"/>	<input type="text"/>	<input type="text"/>	<input type="text"/>	<input type="text"/>	<input type="text"/>	0
Race and ethnicity unknown	<input type="text"/>	<input type="text"/>	<input type="text"/>	<input type="text"/>	<input type="text"/>	<input type="text"/>	0
Total men	0	0	0	0	0	0	0

Women

Race/ethnicity	Academic Rank					No academic rank	Total
	Professors	Associate professors	Assistant professors	Instructors	Lecturers		
Nonresident alien	<input type="text"/>	<input type="text"/>	<input type="text"/>	<input type="text"/>	<input type="text"/>	<input type="text"/>	0
Hispanic/Latino	<input type="text"/>	<input type="text"/>	<input type="text"/>	<input type="text"/>	<input type="text"/>	<input type="text"/>	0
American Indian or Alaska Native	<input type="text"/>	<input type="text"/>	<input type="text"/>	<input type="text"/>	<input type="text"/>	<input type="text"/>	0
Asian	<input type="text"/>	<input type="text"/>	<input type="text"/>	<input type="text"/>	<input type="text"/>	<input type="text"/>	0
Black or African American	<input type="text"/>	<input type="text"/>	<input type="text"/>	<input type="text"/>	<input type="text"/>	<input type="text"/>	0
Native Hawaiian or Other Pacific Islander	<input type="text"/>	<input type="text"/>	<input type="text"/>	<input type="text"/>	<input type="text"/>	<input type="text"/>	0
White	<input type="text"/>	<input type="text"/>	<input type="text"/>	<input type="text"/>	<input type="text"/>	<input type="text"/>	0
Two or more races	<input type="text"/>	<input type="text"/>	<input type="text"/>	<input type="text"/>	<input type="text"/>	<input type="text"/>	0
Race and ethnicity unknown	<input type="text"/>	<input type="text"/>	<input type="text"/>	<input type="text"/>	<input type="text" value="0"/>	<input type="text"/>	0
Total women	0	0	0	0	0	0	0

Total (men+women)	0	0	0	0	0	0	0
Total from prior year							

Institution: CUNY Brooklyn College (190549)

User ID: P1905492

Part A1 - Full-time Instructional Staff by Academic Rank and Tenure Status - Indefinite duration contract

Number of Full-time Instructional Staff With Faculty Status Not on Tenure Track - Indefinite duration contract

As of November 1, 2021

- Report Hispanic/Latino individuals of any race as Hispanic/Latino
- Report race for non-Hispanic/Latino individuals only
- Include both Primarily Instruction and Instruction Combined with Research and/or Public Service

Men

Gender and race/ethnicity	Academic Rank					No academic rank	Total
	Professors	Associate professors	Assistant professors	Instructors	Lecturers		
Nonresident alien	<input type="text"/>	<input type="text"/>	<input type="text"/>	<input type="text"/>	<input type="text"/>	<input type="text"/>	0
Hispanic/Latino	<input type="text"/>	<input type="text"/>	<input type="text"/>	<input type="text"/>	<input type="text"/>	<input type="text"/>	0
American Indian or Alaska Native	<input type="text"/>	<input type="text"/>	<input type="text"/>	<input type="text"/>	<input type="text"/>	<input type="text"/>	0
Asian	<input type="text"/>	<input type="text"/>	<input type="text"/>	<input type="text"/>	<input type="text"/>	<input type="text"/>	0
Black or African American	<input type="text"/>	<input type="text"/>	<input type="text"/>	<input type="text"/>	<input type="text"/>	<input type="text"/>	0
Native Hawaiian or Other Pacific Islander	<input type="text"/>	<input type="text"/>	<input type="text"/>	<input type="text"/>	<input type="text"/>	<input type="text"/>	0
White	<input type="text"/>	<input type="text"/>	<input type="text"/>	<input type="text"/>	<input type="text"/>	<input type="text"/>	0
Two or more races	<input type="text"/>	<input type="text"/>	<input type="text"/>	<input type="text"/>	<input type="text"/>	<input type="text"/>	0
Race and ethnicity unknown	<input type="text"/>	<input type="text"/>	<input type="text"/>	<input type="text"/>	<input type="text"/>	<input type="text"/>	0
Total men	0	0	0	0	0	0	0

Women

Gender and race/ethnicity	Academic Rank					No academic rank	Total
	Professors	Associate professors	Assistant professors	Instructors	Lecturers		
Nonresident alien	<input type="text"/>	<input type="text"/>	<input type="text"/>	<input type="text"/>	<input type="text"/>	<input type="text"/>	0
Hispanic/Latino	<input type="text"/>	<input type="text"/>	<input type="text"/>	<input type="text"/>	<input type="text"/>	<input type="text"/>	0
American Indian or Alaska Native	<input type="text"/>	<input type="text"/>	<input type="text"/>	<input type="text"/>	<input type="text"/>	<input type="text"/>	0
Asian	<input type="text"/>	<input type="text"/>	<input type="text"/>	<input type="text"/>	<input type="text"/>	<input type="text"/>	0
Black or African American	<input type="text"/>	<input type="text"/>	<input type="text"/>	<input type="text"/>	<input type="text"/>	<input type="text"/>	0
Native Hawaiian or Other Pacific Islander	<input type="text"/>	<input type="text"/>	<input type="text"/>	<input type="text"/>	<input type="text"/>	<input type="text"/>	0
White	<input type="text"/>	<input type="text"/>	<input type="text"/>	<input type="text"/>	<input type="text"/>	<input type="text"/>	0
Two or more races	<input type="text"/>	<input type="text"/>	<input type="text"/>	<input type="text"/>	<input type="text"/>	<input type="text"/>	0
Race and ethnicity unknown	<input type="text"/>	<input type="text"/>	<input type="text"/>	<input type="text"/>	<input type="text" value="0"/>	<input type="text"/>	0
Total women	0	0	0	0	0	0	0

Total (men+women)	0	0	0	0	0	0	0
Total from prior year							

Institution: CUNY Brooklyn College (190549)

User ID: P1905492

Part A1 - Full-time Instructional Staff - Without Faculty Status

Number of Full-time Instructional Staff Without Faculty Status

As of November 1, 2021

- Report Hispanic/Latino individuals of any race as Hispanic/Latino
- Report race for non-Hispanic/Latino individuals only
- Include both Primarily Instruction and Instruction Combined with Research and/or Public Service

Men

Race/ethnicity	Without Faculty Status
<u>Nonresident alien</u>	<input type="text"/>
<u>Hispanic/Latino</u>	<input type="text"/>
<u>American Indian or Alaska Native</u>	<input type="text"/>
<u>Asian</u>	<input type="text"/>
<u>Black or African American</u>	<input type="text"/>
<u>Native Hawaiian or Other Pacific Islander</u>	<input type="text"/>
<u>White</u>	<input type="text"/>
Two or more races	<input type="text"/>
<u>Race and ethnicity unknown</u>	<input type="text"/>
Total men	0

Women

Race/ethnicity	Without Faculty Status
Nonresident alien	<input type="text"/>
Hispanic/Latino	<input type="text"/>
American Indian or Alaska Native	<input type="text"/>
Asian	<input type="text"/>
Black or African American	<input type="text"/>
Native Hawaiian or Other Pacific Islander	<input type="text"/>
White	<input type="text"/>
Two or more races	<input type="text"/>
Race and ethnicity unknown	<input type="text" value="0"/>
Total women	0

Total (men+women)	0
Total from prior year	

Institution: CUNY Brooklyn College (190549)



User ID: P1905492

Part A2 - Full-time Instructional Staff by Function

Number of Full-time Instructional Staff

As of November 1, 2021

- Report Primarily Instruction and Instruction Combined with Research and/or Public Service separately, as indicated below

	With <u>Faculty Status</u>						Without Faculty Status	Total
	<u>Tenured</u>	<u>On Tenure Track</u>	<u>Not on Tenure Track</u>					
			<u>Multi-year</u>	<u>Annual contract</u>	<u>Less-than-annual contract</u>	<u>Indefinite duration (continuing or at-will)</u>		
Instructional staff	363	68	0	<input checked="" type="checkbox"/> 32	0	0	0	463
Total carried forward from previous screens	363	68	0	32	0	0	0	463
Primarily Instruction	363	68	0	32	0	0	0	463
 Exclusively credit	<input type="text" value="274"/>	<input type="text" value="54"/>	<input type="text"/>	<input type="text" value="32"/>	<input type="text"/>	<input type="text"/>	<input type="text"/>	360
 Exclusively not-for-credit	<input type="text"/>	<input type="text"/>	<input type="text"/>	<input type="text"/>	<input type="text"/>	<input type="text"/>	<input type="text"/>	0
Combined credit/not-for-credit	<input type="text" value="89"/>	<input type="text" value="14"/>	<input type="text"/>	<input type="text"/>	<input type="text"/>	<input type="text"/>	<input type="text"/>	103
<u>Instruction/research/public service staff</u>	<input type="text"/>	<input type="text"/>	<input type="text"/>	<input type="text"/>	<input type="text"/>	<input type="text"/>	<input type="text"/>	0

Institution: CUNY Brooklyn College (190549)

User ID: P1905492

Part A3 - Full-time Instructional Staff - Totals

Total number of Full-time Instructional Staff

As of November 1, 2021

Race/ethnicity	Total men	Total women	Total (men+women)
Nonresident alien	12	11	23
Hispanic/Latino	12	16	28
American Indian or Alaska Native	0	0	0
Asian	27	33	60
Black or African American	22	16	38
Native Hawaiian or Other Pacific Islander	0	0	0
White	166	142	308
Two or more races	2	2	4
Race and ethnicity unknown	1	1	2
Total	242	221	463
Total from prior year			471

Institution: CUNY Brooklyn College (190549)

User ID: P1905492

Part B1 - Full-time Non-instructional Staff by Occupational Category

Number of Full-time Non-instructional Staff by Occupational Category

As of November 1, 2021

- Report Hispanic/Latino individuals of any race as Hispanic/Latino
- Report race for non-Hispanic/Latino individuals only

Men

Race/ethnicity	Instructional Staff (carried forward from Part A)	Research staff	Public Service staff
Nonresident alien	12	<input type="text"/>	<input type="text"/>
Hispanic/Latino	12	<input type="text"/>	<input type="text"/>
American Indian or Alaska Native	0	<input type="text"/>	<input type="text"/>
Asian	27	<input type="text"/>	<input type="text"/>
Black or African American	22	<input type="text"/>	<input type="text"/>
Native Hawaiian or Other Pacific Islander	0	<input type="text"/>	<input type="text"/>
White	166	<input type="text"/>	<input type="text"/>
Two or more races	2	<input type="text"/>	<input type="text"/>
Race and ethnicity unknown	1	<input type="text"/>	<input type="text"/>
Total men	242	0	0

Women

Race/ethnicity	Instructional Staff (carried forward from Part A)	Research staff	Public Service staff
Nonresident alien	11	<input type="text"/>	<input type="text"/>
Hispanic/Latino	16	<input type="text"/>	<input type="text"/>
American Indian or Alaska Native	0	<input type="text"/>	<input type="text"/>
Asian	33	<input type="text"/>	<input type="text"/>
Black or African American	16	<input type="text"/>	<input type="text"/>
Native Hawaiian or Other Pacific Islander	0	<input type="text"/>	<input type="text"/>
White	142	<input type="text"/>	<input type="text"/>
Two or more races	2	<input type="text"/>	<input type="text"/>
Race and ethnicity unknown	1	<input type="text" value="0"/>	<input type="text"/>
Total women	221	0	0
Total (men+women)	463	0	0
Total from prior year	471		

Institution: CUNY Brooklyn College (190549)

User ID: P1905492

Part B1 - Full-time Non-instructional Staff by Occupational Category

Number of Full-time Non-instructional Staff by Occupational Category

As of November 1, 2021

- Report Hispanic/Latino individuals of any race as Hispanic/Latino
- Report race for non-Hispanic/Latino individuals only

Men

Race/ethnicity	<u>Archivists, Curators, and Museum Technicians</u> 25-4010	<u>Librarians and Media Collections Specialists</u> 25-4020	<u>Library Technicians</u> 25-4030	<u>Student and Academic Affairs and Other Education Services Occupations</u> 25-2000 + 25-3000 + 25-9000
Nonresident alien	<input type="text"/>	<input type="text"/>	<input type="text"/>	<input type="text"/>
Hispanic/Latino	<input type="text"/>	<input type="text"/>	<input type="text"/>	3
American Indian or Alaska Native	<input type="text"/>	<input type="text"/>	<input type="text"/>	<input type="text"/>
Asian	<input type="text"/>	2	<input type="text"/>	1
Black or African American	<input type="text"/>	<input type="text"/>	1	4
Native Hawaiian or Other Pacific Islander	<input type="text"/>	<input type="text"/>	<input type="text"/>	<input type="text"/>
White	<input type="text"/>	2	1	16
Two or more races	<input type="text"/>	<input type="text"/>	<input type="text"/>	<input type="text"/>
Race and ethnicity unknown	<input type="text"/>	<input type="text"/>	<input type="text"/>	<input type="text"/>
Total men	0	4	2	24

Women

Race/ethnicity	<u>Archivists, Curators, and Museum Technicians</u> 25-4010	<u>Librarians and Media Collections Specialists</u> 25-4020	<u>Library Technicians</u> 25-4030	<u>Student and Academic Affairs and Other Education Services Occupations</u> 25-2000 + 25-3000 + 25-9000
Nonresident alien	<input type="text"/>	<input type="text"/>	<input type="text"/>	1
Hispanic/Latino	<input type="text"/>	1	1	2
American Indian or Alaska Native	<input type="text"/>	<input type="text"/>	<input type="text"/>	<input type="text"/>
Asian	<input type="text"/>	1	<input type="text"/>	1
Black or African American	<input type="text"/>	2	<input type="text"/>	2
Native Hawaiian or Other Pacific Islander	<input type="text"/>	<input type="text"/>	<input type="text"/>	<input type="text"/>
White	1	9	<input type="text"/>	14
Two or more races	<input type="text"/>	<input type="text"/>	<input type="text"/>	1
Race and ethnicity unknown	<input type="text"/>	<input type="text"/>	<input type="text"/>	<input type="text"/>
Total women	1	13	1	21
Total (men+women)	1	17	3	45
Total from prior year	1	18	3	45

Institution: CUNY Brooklyn College (190549)

User ID: P1905492

Part B1 - Full-time Non-instructional Staff by Occupational Category

Number of Full-time Non-instructional Staff by Occupational Category

As of November 1, 2021

- Report Hispanic/Latino individuals of any race as Hispanic/Latino
- Report race for non-Hispanic/Latino individuals only

Men

Race/ethnicity	Management Occupations 11-0000	Business and Financial Operations Occupations 13-0000	Computer, Engineering, and Science Occupations 15-0000 + 17-0000 + 19-0000	Community, Social Service, Legal, Arts, Design, Entertainment, Sports, and Media Occupations 21-0000 + 23-0000 + 27-0000	Healthcare Practitioners and Technical Occupations 29-0000
Nonresident alien	<input type="text"/>	<input type="text"/>	<input type="text"/>	<input type="text"/>	<input type="text"/>
Hispanic/Latino	<input type="text" value="4"/>	<input type="text" value="1"/>	<input type="text" value="5"/>	<input type="text"/>	<input type="text"/>
American Indian or Alaska Native	<input type="text"/>	<input type="text"/>	<input type="text"/>	<input type="text"/>	<input type="text"/>
Asian	<input type="text" value="4"/>	<input type="text" value="2"/>	<input type="text" value="5"/>	<input type="text" value="3"/>	<input type="text"/>
Black or African American	<input type="text" value="12"/>	<input type="text" value="2"/>	<input type="text" value="13"/>	<input type="text" value="2"/>	<input type="text"/>
Native Hawaiian or Other Pacific Islander	<input type="text"/>	<input type="text"/>	<input type="text"/>	<input type="text"/>	<input type="text"/>
White	<input type="text" value="31"/>	<input type="text" value="7"/>	<input type="text" value="23"/>	<input type="text" value="13"/>	<input type="text"/>
Two or more races	<input type="text"/>	<input type="text"/>	<input type="text"/>	<input type="text"/>	<input type="text"/>
Race and ethnicity unknown	<input type="text" value="1"/>	<input type="text"/>	<input type="text"/>	<input type="text" value="1"/>	<input type="text"/>
Total men	52	12	46	19	0

Women

Race/ethnicity	Management Occupations 11-0000	Business and Financial Operations Occupations 13-0000	Computer, Engineering, and Science Occupations 15-0000 + 17-0000 + 19-0000	Community, Social Service, Legal, Arts, Design, Entertainment, Sports, and Media Occupations 21-0000 + 23-0000 + 27-0000	Healthcare Practitioners and Technical Occupations 29-0000
Nonresident alien	<input type="text" value="1"/>	<input type="text" value="1"/>	<input type="text"/>	<input type="text"/>	<input type="text"/>
Hispanic/Latino	<input type="text" value="11"/>	<input type="text" value="7"/>	<input type="text" value="6"/>	<input type="text" value="9"/>	<input type="text"/>
American Indian or Alaska Native	<input type="text"/>	<input type="text"/>	<input type="text"/>	<input type="text"/>	<input type="text"/>
Asian	<input type="text" value="6"/>	<input type="text" value="7"/>	<input type="text" value="5"/>	<input type="text" value="2"/>	<input type="text"/>
Black or African American	<input type="text" value="20"/>	<input type="text" value="12"/>	<input type="text" value="4"/>	<input type="text" value="21"/>	<input type="text"/>
Native Hawaiian or Other Pacific Islander	<input type="text"/>	<input type="text"/>	<input type="text"/>	<input type="text"/>	<input type="text"/>
White	<input type="text" value="26"/>	<input type="text" value="10"/>	<input type="text" value="12"/>	<input type="text" value="8"/>	<input type="text"/>
Two or more races	<input type="text" value="2"/>	<input type="text"/>	<input type="text" value="1"/>	<input type="text"/>	<input type="text"/>
Race and ethnicity unknown	<input type="text" value="1"/>	<input type="text"/>	<input type="text"/>	<input type="text"/>	<input type="text"/>
Total women	67	37	28	40	0

Total (men+women)	119	49	74	59	0
Total from prior year	118	51	75	60	

Institution: CUNY Brooklyn College (190549)

User ID: P1905492

Part B1 - Full-time Non-instructional Staff by Occupational Category

Number of Full-time Non-instructional Staff by Occupational Category

As of November 1, 2021

- Report Hispanic/Latino individuals of any race as Hispanic/Latino
- Report race for non-Hispanic/Latino individuals only

Men

Race/ethnicity	Service Occupations 31-0000 + 33-0000 + 35-0000 + 37-0000 + 39-0000	Sales and Related Occupations 41-0000	Office and Administrative Support Occupations 43-0000	Natural Resources, Construction, and Maintenance Occupations 45-0000 + 47-0000 + 49-0000	Production, Transportation, and Material Moving Occupations 51-0000 + 53-0000	Grand Total (All full-time staff)
Nonresident alien	<input type="text"/>	<input type="text"/>	<input type="text"/>	<input type="text"/>	<input type="text"/>	12
Hispanic/Latino	<input type="text" value="16"/>	<input type="text"/>	<input type="text" value="5"/>	<input type="text" value="4"/>	<input type="text" value="1"/>	51
American Indian or Alaska Native	<input type="text"/>	<input type="text"/>	<input type="text"/>	<input type="text"/>	<input type="text" value="2"/>	2
Asian	<input type="text" value="1"/>	<input type="text"/>	<input type="text" value="5"/>	<input type="text"/>	<input type="text"/>	50
Black or African American	<input type="text" value="49"/>	<input type="text"/>	<input type="text" value="5"/>	<input type="text" value="4"/>	<input type="text" value="8"/>	122
Native Hawaiian or Other Pacific Islander	<input type="text"/>	<input type="text"/>	<input type="text" value="1"/>	<input type="text"/>	<input type="text"/>	1
White	<input type="text" value="11"/>	<input type="text"/>	<input type="text" value="11"/>	<input type="text" value="18"/>	<input type="text" value="15"/>	314
Two or more races	<input type="text"/>	<input type="text"/>	<input type="text"/>	<input type="text"/>	<input type="text"/>	2
Race and ethnicity unknown	<input type="text"/>	<input type="text"/>	<input type="text"/>	<input type="text"/>	<input type="text"/>	3
Total men	77	0	27	26	26	557

Women

Race/ethnicity	Service Occupations 31-0000 + 33-0000 + 35-0000 + 37-0000 + 39-0000	Sales and Related Occupations 41-0000	Office and Administrative Support Occupations 43-0000	Natural Resources, Construction, and Maintenance Occupations 45-0000 + 47-0000 + 49-0000	Production, Transportation, and Material Moving Occupations 51-0000 + 53-0000	Grand Total (All full-time staff)
Nonresident alien	<input type="text"/>	<input type="text"/>	<input type="text" value="1"/>	<input type="text"/>	<input type="text"/>	15
Hispanic/Latino	<input type="text" value="9"/>	<input type="text"/>	<input type="text" value="19"/>	<input type="text"/>	<input type="text"/>	81
American Indian or Alaska Native	<input type="text"/>	<input type="text"/>	<input type="text"/>	<input type="text"/>	<input type="text"/>	0
Asian	<input type="text" value="3"/>	<input type="text"/>	<input type="text" value="11"/>	<input type="text"/>	<input type="text"/>	69
Black or African American	<input type="text" value="22"/>	<input type="text"/>	<input type="text" value="54"/>	<input type="text"/>	<input type="text" value="1"/>	154
Native Hawaiian or Other Pacific Islander	<input type="text"/>	<input type="text"/>	<input type="text" value="1"/>	<input type="text"/>	<input type="text"/>	1
White	<input type="text" value="2"/>	<input type="text"/>	<input type="text" value="42"/>	<input type="text"/>	<input type="text"/>	266
Two or more races	<input type="text" value="1"/>	<input type="text"/>	<input type="text" value="5"/>	<input type="text"/>	<input type="text"/>	12
Race and ethnicity unknown	<input type="text" value="1"/>	<input type="text"/>	<input type="text"/>	<input type="text"/>	<input type="text"/>	3
Total women	38	0	133	0	1	601
Total (men+women)	115	0	160	26	27	1,158

Total from prior year	122		163	25	27	1,179
-----------------------	-----	--	-----	----	----	-------


Institution: CUNY Brooklyn College (190549)

User ID: P1905492

Part B2 - Full-time Non-instructional Staff by Occupational Category and Tenure Status

Number of Full-time Non-instructional Staff

As of November 1, 2021

Occupational category	With Faculty Status							Without Faculty Status	Total
	Tenured	On Tenure Track	Not on Tenure Track						
			Multi-year	Annual contract	Less-than-annual contract	Indefinite duration (continuing or at-will)			
Research staff	<input type="text"/>	<input type="text"/>	<input type="text"/>	<input type="text"/>	<input type="text"/>	<input type="text"/>	<input type="text"/>	<input type="text"/>	0
Public Service staff	<input type="text"/>	<input type="text"/>	<input type="text"/>	<input type="text"/>	<input type="text"/>	<input type="text"/>	<input type="text"/>	<input type="text"/>	0
Archivists, Curators, and Museum Technicians 25-4010	<input type="text"/>	<input type="text"/>	<input type="text"/>	<input type="text"/>	<input type="text"/>	<input type="text"/>	<input type="text"/>	1	1
Librarians and Media Collections Specialists 25-4020	<input type="text"/>	<input type="text"/>	<input type="text"/>	<input type="text"/>	<input type="text"/>	<input type="text"/>	<input type="text"/>	17	17
Library Technicians 25-4030	<input type="text"/>	<input type="text"/>	<input type="text"/>	<input type="text"/>	<input type="text"/>	<input type="text"/>	<input type="text"/>	3	3
 Student and Academic Affairs and Other Education Services Occupations 25-2000 + 25-3000 + 25-9000	<input type="text"/>	<input type="text"/>	<input type="text"/>	<input type="text"/>	<input type="text"/>	<input type="text"/>	<input type="text"/>	45	45
Management Occupations 11-0000	<input type="text"/>	<input type="text"/>	<input type="text"/>	<input type="text"/>	<input type="text"/>	<input type="text"/>	<input type="text"/>	119	119
Business and Financial Operations Occupations 13-0000	<input type="text"/>	<input type="text"/>	<input type="text"/>	<input type="text"/>	<input type="text"/>	<input type="text"/>	<input type="text"/>	49	49
Computer, Engineering, and Science Occupations 15-0000 + 17-0000 + 19-0000	<input type="text"/>	<input type="text"/>	<input type="text"/>	<input type="text"/>	<input type="text"/>	<input type="text"/>	<input type="text"/>	74	74
Community, Social Service, Legal, Arts, Design, Entertainment, Sports, and Media Occupations 21-0000 + 23-0000 + 27-0000	<input type="text"/>	<input type="text"/>	<input type="text"/>	<input type="text"/>	<input type="text"/>	<input type="text"/>	<input type="text"/>	59	59
Healthcare Practitioners and Technical Occupations 29-0000	<input type="text"/>	<input type="text"/>	<input type="text"/>	<input type="text"/>	<input type="text"/>	<input type="text"/>	<input type="text"/>		0
Total	0	0	0	0	0	0	0	367	367
Total from prior year								371	371

Institution: CUNY Brooklyn College (190549)

User ID: P1905492

Part C - Full-time Summary

Summary of Full-time Staff

As of November 1, 2021

- Data will not be generated on this screen until the relevant screens in the previous section have been completed.

Occupational category		With Faculty Status					Without Faculty Status	Total
		Tenured	On Tenure Track	Not on Tenure Track				
				Multi-year	Annual contract	Less-than-annual contract		
Primarily Instruction		363	68	0	32	0	0	463
	Exclusively credit	274	54		32			360
	Exclusively not-for-credit							0
	Combined credit/not-for-credit	89	14					103
Instruction/research/public service staff								0
Research staff								0
Public Service staff								0
Archivists, Curators, and Museum Technicians 25-4010							1	1
Librarians and Media Collections Specialists 25-4020							17	17
Library Technicians 25-4030							3	3
Student and Academic Affairs and Other Education Services Occupations 25-2000 + 25-3000 + 25-9000							45	45
Management Occupations 11-0000							119	119
Business and Financial Operations Occupations 13-0000							49	49
Computer, Engineering, and Science Occupations 15-0000 + 17-0000 + 19-0000							74	74
Community, Social Service, Legal, Arts, Design, Entertainment, Sports, and Media Occupations 21-0000 + 23-0000 + 27-0000							59	59
Healthcare Practitioners and Technical Occupations 29-0000								0
Service Occupations 31-0000 + 33-0000 + 35-0000 + 37-0000 + 39-0000								115
Sales and Related Occupations 41-0000								0
Office and Administrative Support Occupations 43-0000								160
Natural Resources, Construction, and Maintenance Occupations 45-0000 + 47-0000 + 49-0000								26
Production, Transportation, and Material Moving Occupations 51-0000 + 53-0000								27
Total								1,158

Institution: CUNY Brooklyn College (190549)

User ID: P1905492

Part G1 - Salaries Worksheet

Number of Full-time Instructional Staff For Calculation of Total Number of Months

Annual Salary, 2021-22

- Report the number of instructional staff based on the number of months to be worked
- Months reported should correspond with the number of months that staff worked (which may differ from the number of months over which they are paid)
- Include ONLY full-time instructional staff
- Include instructional staff *with* faculty status and *without* faculty status
- Include instructional staff regardless of tenure status

Men

Gender and academic rank	Months worked					Total Staff	Total staff for salary reporting
	12 months	11 months	10 months	9 months	< 9 months		
Professors	0	0	0	124	0	124	124
Associate professors	0	0	0	72	0	72	72
Assistant professors	0	0	0	26	0	26	26
Instructors						0	0
Lecturers	0	0	0	20	0	20	20
No academic rank						0	0
Total men	0	0	0	242	0	242	242
Total men full-time instructional staff from Part A						242	

Women

Gender and academic rank	Months worked					Total Staff	Total staff for salary reporting
	12 months	11 months	10 months	9 months	< 9 months		
Professors	0	0	0	80	0	80	80
Associate professors	0	0	0	66	0	66	66
Assistant professors	0	0	0	41	0	41	41
Instructors						0	0
Lecturers	0	0	0	34	0	34	34
No academic rank						0	0
Total women	0	0	0	221	0	221	221
Total women full-time instructional staff from Part A						221	

Total (men+women)	0	0	0	463	0	463	463
Total (men+women) full-time instructional staff from Part A						463	

Institution: CUNY Brooklyn College (190549)

User ID: P1905492

Part G2 - Salary Outlays for Instructional Staff

Salary Outlays for Full-time Instructional Staff

Annual Salary Outlays, 2021-22

- Report the TOTAL ANNUAL salary outlays for the full-time instructional staff reported in the 12 months, 11 months, 10 months, and 9 months columns on the previous screen, Part G1 – Salaries Worksheet
- Using the TOTAL ANNUAL salary outlays data provided, the system will calculate the Equated 9 months by academic rank and gender.

Men

Gender and academic rank	Total staff for salary reporting (from Part G, screen 1)	Salary Outlays				
		12 months	11 months	10 months	9 months	Equated 9 months
Professors	124	0	0	0	16,358,290	16,358,290
Associate professors	72	0	0	0	7,817,084	7,817,084
Assistant professors	26	0	0	0	2,371,356	2,371,356
Instructors	0					0
Lecturers	20	0	0	0	1,590,629	1,590,629
No academic rank	0					0
Total men	242	0	0	0	28,137,359	28,137,359

Women

Gender and academic rank	Total staff for salary reporting (from Part G, screen 1)	Salary Outlays				
		12 months	11 months	10 months	9 months	Equated 9 months
Professors	80	0	0	0	10,237,296	10,237,296
Associate professors	66	0	0	0	6,952,829	6,952,829
Assistant professors	41	0	0	0	3,777,045	3,777,045
Instructors	0					0
Lecturers	34	0	0	0	2,693,687	2,693,687
No academic rank	0					0
Total women	221	0	0	0	23,660,857	23,660,857
Total (men + women)	463	0	0	0	51,798,216	51,798,216

Institution: CUNY Brooklyn College (190549)


User ID: P1905492

Part G3 - Average Salaries for Instructional Staff by Academic Rank


Average Salary by academic rank for Full-time Instructional Staff

Annual Average Salaries, 2021-22

Men

Gender and academic rank	Total staff for salary reporting (from Part G, screen 1)	Annual Average Salaries				
		12 months	11 months	10 months	9 months	 Equated 9 months
Professors	124				131,922	131,922
Associate professors	72				108,571	108,571
Assistant professors	26				91,206	91,206
Instructors	0					
Lecturers	20				79,531	79,531
No academic rank	0					
Total men	242				116,270	116,270

Women

Gender and academic rank	Total staff for salary reporting (from Part G, screen 1)	Annual Average Salaries				
		12 months	11 months	10 months	9 months	 Equated 9 months
Professors	80				127,966	127,966
Associate professors	66				105,346	105,346
Assistant professors	41				92,123	92,123
Instructors	0					
Lecturers	34				79,226	79,226
No academic rank	0					
Total women	221				107,063	107,063
Total (men+women)	463				111,875	111,875



Institution: CUNY Brooklyn College (190549)

User ID: P1905492

Part G4 - Salary Outlays for Non-instructional Staff

Salary Outlays for Full-time Non-instructional Staff

Annual Salary Outlays, 2021-22

Occupational category	 Number of full-time staff (carried forward from the Part B - FT, non-instructional staff screens)	 Total annual salary outlays
<u>Research staff</u>	0	<input type="text"/>
<u>Public Service staff</u>	0	<input type="text"/>
<u>Library and Student and Academic Affairs and Other Education Services Occupations</u> 25-4000 + 25-2000 + 25-3000 + 25-9000	66	<input checked="" type="checkbox"/> 6,004,626
<u>Management Occupations</u> 11-0000	119	<input type="text"/> 15,600,659
<u>Business and Financial Operations Occupations</u> 13-0000	49	<input type="text"/> 3,935,483
<u>Computer, Engineering, and Science Occupations</u> 15-0000 + 17-0000 + 19-0000	74	<input type="text"/> 5,426,887
<u>Community, Social Service, Legal, Arts, Design, Entertainment, Sports, and Media Occupations</u> 21-0000 + 23-0000 + 27-0000	59	<input type="text"/> 4,933,449
<u>Healthcare Practitioners and Technical Occupations</u> 29-0000	0	<input type="text"/>
<u>Service Occupations</u> 31-0000 + 33-0000 + 35-0000 + 37-0000 + 39-0000	115	<input type="text"/> 5,055,024
<u>Sales and Related Occupations</u> 41-0000	0	<input type="text"/>
<u>Office and Administrative Support Occupations</u> 43-0000	160	<input type="text"/> 7,740,876
<u>Natural Resources, Construction, and Maintenance Occupations</u> 45-0000 + 47-0000 + 49-0000	26	<input checked="" type="checkbox"/> 2,537,103
<u>Production, Transportation, and Material Moving Occupations</u> 51-0000 + 53-0000	27	<input checked="" type="checkbox"/> 2,684,436

Institution: CUNY Brooklyn College (190549)

User ID: P1905492

Part D - Part-time Staff by Occupational Category

Number of Part-time Staff by Occupational Category

As of November 1, 2021

- Report Hispanic/Latino individuals of any race as Hispanic/Latino
- Report race for non-Hispanic/Latino individuals only

Men

Race/ethnicity	Instructional staff	Research staff	Public Service staff
Nonresident alien	6		
Hispanic/Latino	32		
American Indian or Alaska Native			
Asian	22		
Black or African American	35		
Native Hawaiian or Other Pacific Islander			
White	267		
Two or more races	10		
Race and ethnicity unknown			
Total men	372	0	0

Women

Race/ethnicity	Instructional staff	Research staff	Public Service staff
Nonresident alien	10		
Hispanic/Latino	47		
American Indian or Alaska Native	1		
Asian	39		
Black or African American	58		
Native Hawaiian or Other Pacific Islander			
White	287		
Two or more races	17		
Race and ethnicity unknown	4		
Total women	463	0	0
Total (men+women)	835	0	0
Total from prior year	769		

Institution: CUNY Brooklyn College (190549)

User ID: P1905492

Part D - Part-time Staff by Occupational Category

Number of Part-time Staff by Occupational Category

As of November 1, 2021

- Report Hispanic/Latino individuals of any race as Hispanic/Latino
- Report race for non-Hispanic/Latino individuals only

Men

Race/ethnicity	Archivists, Curators, and Museum Technicians 25-4010	Librarians and Media Collections Specialists 25-4020	Library Technicians 25-4030	Student and Academic Affairs and Other Education Services Occupations 25-2000 + 25-3000 + 25-9000	Library and Student and Academic Affairs and Other Education Services Occupations
Nonresident alien	<input type="text"/>	<input type="text"/>	<input type="text"/>	<input type="text"/>	0
Hispanic/Latino	<input type="text"/>	5	<input type="text"/>	3	8
American Indian or Alaska Native	<input type="text"/>	<input type="text"/>	<input type="text"/>	<input type="text"/>	0
Asian	<input type="text"/>	6	<input type="text"/>	3	9
Black or African American	<input type="text"/>	5	<input type="text"/>	3	8
Native Hawaiian or Other Pacific Islander	<input type="text"/>	<input type="text"/>	<input type="text"/>	<input type="text"/>	0
White	<input type="text"/>	11	<input type="text"/>	14	25
Two or more races	<input type="text"/>	<input type="text"/>	<input type="text"/>	1	1
Race and ethnicity unknown	<input type="text"/>	<input type="text"/>	<input type="text"/>	1	1
Total men	0	27	0	25	52

Women

Race/ethnicity	Archivists, Curators, and Museum Technicians 25-4010	Librarians and Media Collections Specialists 25-4020	Library Technicians 25-4030	Student and Academic Affairs and Other Education Services Occupations 25-2000 + 25-3000 + 25-9000	Library and Student and Academic Affairs and Other Education Services Occupations
Nonresident alien	<input type="text"/>	1	<input type="text"/>	1	2
Hispanic/Latino	<input type="text"/>	5	<input type="text"/>	6	11
American Indian or Alaska Native	<input type="text"/>	<input type="text"/>	<input type="text"/>	1	1
Asian	<input type="text"/>	4	<input type="text"/>	12	16
Black or African American	<input type="text"/>	6	<input type="text"/>	3	9
Native Hawaiian or Other Pacific Islander	<input type="text"/>	<input type="text"/>	<input type="text"/>	<input type="text"/>	0
White	<input type="text"/>	18	<input type="text"/>	19	37
Two or more races	<input type="text"/>	1	<input type="text"/>	4	5
Race and ethnicity unknown	<input type="text"/>	<input type="text"/>	<input type="text"/>	<input type="text"/>	0
Total women	0	35	0	46	81

Total (men+women)	0	62	0	<input checked="" type="checkbox"/> 71	<input checked="" type="checkbox"/> 133
Total from prior year		66		18	84

Institution: CUNY Brooklyn College (190549)

User ID: P1905492

Part D - Part-time Staff by Occupational Category

Number of Part-time Staff

As of November 1, 2021

- Report Hispanic/Latino individuals of any race as Hispanic/Latino
- Report race for non-Hispanic/Latino individuals only

Men

Race/ethnicity	Management Occupations 11-0000	Business and Financial Operations Occupations 13-0000	Computer, Engineering, and Science Occupations 15-0000 + 17-0000 + 19-0000	Community, Social Service, Legal, Arts, Design, Entertainment, Sports, and Media Occupations 21-0000 + 23-0000 + 27-0000	Healthcare Practitioners and Technical Occupations 29-0000
Nonresident alien	<input type="text"/>	<input type="text"/>	<input type="text"/>	<input type="text"/>	<input type="text"/>
Hispanic/Latino	<input type="text"/>	<input type="text"/>	<input type="text"/>	<input type="text"/>	<input type="text"/>
American Indian or Alaska Native	<input type="text"/>	<input type="text"/>	<input type="text"/>	<input type="text"/>	<input type="text"/>
Asian	<input type="text"/>	<input type="text"/>	<input type="text" value="1"/>	<input type="text"/>	<input type="text"/>
Black or African American	<input type="text"/>	<input type="text"/>	<input type="text" value="2"/>	<input type="text"/>	<input type="text"/>
Native Hawaiian or Other Pacific Islander	<input type="text"/>	<input type="text"/>	<input type="text"/>	<input type="text"/>	<input type="text"/>
White	<input type="text"/>	<input type="text"/>	<input type="text" value="2"/>	<input type="text"/>	<input type="text"/>
Two or more races	<input type="text"/>	<input type="text"/>	<input type="text"/>	<input type="text"/>	<input type="text"/>
Race and ethnicity unknown	<input type="text"/>	<input type="text"/>	<input type="text"/>	<input type="text"/>	<input type="text"/>
Total men	0	0	5	0	0

Women

Race/ethnicity	Management Occupations 11-0000	Business and Financial Operations Occupations 13-0000	Computer, Engineering, and Science Occupations 15-0000 + 17-0000 + 19-0000	Community, Social Service, Legal, Arts, Design, Entertainment, Sports, and Media Occupations 21-0000 + 23-0000 + 27-0000	Healthcare Practitioners and Technical Occupations 29-0000
Nonresident alien	<input type="text"/>	<input type="text"/>	<input type="text"/>	<input type="text"/>	<input type="text"/>
Hispanic/Latino	<input type="text"/>	<input type="text"/>	<input type="text"/>	<input type="text"/>	<input type="text"/>
American Indian or Alaska Native	<input type="text"/>	<input type="text"/>	<input type="text"/>	<input type="text"/>	<input type="text"/>
Asian	<input type="text"/>	<input type="text" value="1"/>	<input type="text" value="1"/>	<input type="text"/>	<input type="text"/>
Black or African American	<input type="text"/>	<input type="text"/>	<input type="text" value="1"/>	<input type="text"/>	<input type="text"/>
Native Hawaiian or Other Pacific Islander	<input type="text"/>	<input type="text"/>	<input type="text"/>	<input type="text"/>	<input type="text"/>
White	<input type="text"/>	<input type="text"/>	<input type="text"/>	<input type="text"/>	<input type="text"/>
Two or more races	<input type="text"/>	<input type="text"/>	<input type="text"/>	<input type="text"/>	<input type="text"/>
Race and ethnicity unknown	<input type="text"/>	<input type="text"/>	<input type="text"/>	<input type="text"/>	<input type="text"/>
Total women	0	1	2	0	0

Total (men+women)	0	1	7	0	0
Total from prior year		1	10		

Institution: CUNY Brooklyn College (190549)

User ID: P1905492

Part D - Part-time Staff by Occupational Category

Number of Part-time Staff

As of November 1, 2021

- Report Hispanic/Latino individuals of any race as Hispanic/Latino
- Report race for non-Hispanic/Latino individuals only

Men

Race/ethnicity	Service Occupations 31-0000 + 33-0000 + 35-0000 + 37-0000 + 39-0000	Sales and Related Occupations 41-0000	Office and Administrative Support Occupations 43-0000	Natural Resources, Construction, and Maintenance Occupations 45-0000 + 47-0000 + 49-0000	Production, Transportation, and Material Moving Occupations 51-0000 + 53-0000	Grand Total (All part-time staff)
Nonresident alien	<input type="text"/>	<input type="text"/>	<input type="text" value="7"/>	<input type="text"/>	<input type="text"/>	13
Hispanic/Latino	<input type="text" value="1"/>	<input type="text"/>	<input type="text" value="26"/>	<input type="text"/>	<input type="text"/>	67
American Indian or Alaska Native	<input type="text"/>	<input type="text"/>	<input type="text"/>	<input type="text"/>	<input type="text"/>	0
Asian	<input type="text"/>	<input type="text"/>	<input type="text" value="21"/>	<input type="text"/>	<input type="text"/>	53
Black or African American	<input type="text" value="9"/>	<input type="text"/>	<input type="text" value="41"/>	<input type="text"/>	<input type="text"/>	95
Native Hawaiian or Other Pacific Islander	<input type="text"/>	<input type="text"/>	<input type="text"/>	<input type="text"/>	<input type="text"/>	0
White	<input type="text"/>	<input type="text"/>	<input type="text" value="45"/>	<input type="text"/>	<input type="text"/>	339
Two or more races	<input type="text"/>	<input type="text"/>	<input type="text" value="3"/>	<input type="text"/>	<input type="text"/>	14
Race and ethnicity unknown	<input type="text"/>	<input type="text"/>	<input type="text"/>	<input type="text"/>	<input type="text"/>	1
Total men	10	0	143	0	0	582

Women

Race/ethnicity	Service Occupations 31-0000 + 33-0000 + 35-0000 + 37-0000 + 39-0000	Sales and Related Occupations 41-0000	Office and Administrative Support Occupations 43-0000	Natural Resources, Construction, and Maintenance Occupations 45-0000 + 47-0000 + 49-0000	Production, Transportation, and Material Moving Occupations 51-0000 + 53-0000	Grand Total (All part-time staff)
Nonresident alien	<input type="text"/>	<input type="text"/>	<input type="text" value="4"/>	<input type="text"/>	<input type="text"/>	16
Hispanic/Latino	<input type="text" value="1"/>	<input type="text"/>	<input type="text" value="41"/>	<input type="text"/>	<input type="text"/>	100
American Indian or Alaska Native	<input type="text"/>	<input type="text"/>	<input type="text" value="1"/>	<input type="text"/>	<input type="text"/>	3
Asian	<input type="text"/>	<input type="text"/>	<input type="text" value="37"/>	<input type="text"/>	<input type="text"/>	94
Black or African American	<input type="text"/>	<input type="text"/>	<input type="text" value="77"/>	<input type="text"/>	<input type="text"/>	145
Native Hawaiian or Other Pacific Islander	<input type="text"/>	<input type="text"/>	<input type="text"/>	<input type="text"/>	<input type="text"/>	0
White	<input type="text"/>	<input type="text"/>	<input type="text" value="56"/>	<input type="text"/>	<input type="text"/>	380
Two or more races	<input type="text"/>	<input type="text"/>	<input type="text" value="10"/>	<input type="text"/>	<input type="text"/>	32
Race and ethnicity unknown	<input type="text"/>	<input type="text"/>	<input type="text"/>	<input type="text"/>	<input type="text"/>	4
Total women	1	0	226	0	0	774
Total (men+women)	11	0	369	0	0	1,356

Total from prior year	17	352	1,233
-----------------------	----	-----	-------

Institution: CUNY Brooklyn College (190549)

User ID: P1905492

Part D - Graduate assistants

Number of Graduate Assistants

As of November 1, 2021

- Report Hispanic/Latino individuals of any race as Hispanic/Latino
- Report race for non-Hispanic/Latino individuals only

Men

Race/ethnicity	Teaching 25-9044	Research	Other 11-0000, 13-0000, 15-0000, 17-0000, 19-0000, 21-0000, 23-0000, 27-0000, 25-4000, 25-4010, 25-4020, 25-4030, 25-2000, 25-3000, 25-9000, 29-0000	Total
Nonresident alien	<input type="text" value="9"/>	<input type="text"/>	<input type="text"/>	9
Hispanic/Latino	<input type="text" value="1"/>	<input type="text"/>	<input type="text"/>	1
American Indian or Alaska Native	<input type="text"/>	<input type="text"/>	<input type="text"/>	0
Asian	<input type="text" value="2"/>	<input type="text"/>	<input type="text"/>	2
Black or African American	<input type="text" value="1"/>	<input type="text"/>	<input type="text"/>	1
Native Hawaiian or Other Pacific Islander	<input type="text"/>	<input type="text"/>	<input type="text"/>	0
White	<input type="text" value="12"/>	<input type="text"/>	<input type="text"/>	12
Two or more races	<input type="text" value="1"/>	<input type="text"/>	<input type="text"/>	1
Race and ethnicity unknown	<input type="text"/>	<input type="text"/>	<input type="text"/>	0
Total men	26	0	0	26

Women

Race/ethnicity	Teaching 25-9044	Research	Other 11-0000, 13-0000, 15-0000, 17-0000, 19-0000, 21-0000, 23-0000, 27-0000, 25-4000, 25-4010, 25-4020, 25-4030, 25-2000, 25-3000, 25-9000, 29-0000	Total
Nonresident alien	<input type="text" value="4"/>	<input type="text"/>	<input type="text"/>	4
Hispanic/Latino	<input type="text" value="2"/>	<input type="text"/>	<input type="text"/>	2
American Indian or Alaska Native	<input type="text"/>	<input type="text"/>	<input type="text"/>	0
Asian	<input type="text" value="8"/>	<input type="text"/>	<input type="text"/>	8
Black or African American	<input type="text" value="2"/>	<input type="text"/>	<input type="text"/>	2
Native Hawaiian or Other Pacific Islander	<input type="text"/>	<input type="text"/>	<input type="text"/>	0
White	<input type="text" value="20"/>	<input type="text"/>	<input type="text"/>	20
Two or more races	<input type="text" value="3"/>	<input type="text"/>	<input type="text"/>	3
Race and ethnicity unknown	<input type="text"/>	<input type="text"/>	<input type="text"/>	0
Total women	39	0	0	39
Total (men+women)	65	0	0	65
Total from prior year	71			71

Institution: CUNY Brooklyn College (190549)

User ID: P1905492

Part E - Part-time Staff by Occupational Category and Tenure Status

Number of Part-time Staff

As of November 1, 2021

Occupational category		With Faculty Status						Without Faculty Status	Total
		Tenured	On Tenure Track	Not on Tenure Track					
				Multi-year	Annual contract	Less-than-annual contract	Indefinite duration (continuing or at-will)		
Primarily Instruction		0	0	0	0	835	0	0	835
	Exclusively credit	<input type="text"/>	<input type="text"/>	<input type="text"/>	<input type="text"/>	<input type="text" value="823"/>	<input type="text"/>	<input type="text"/>	823
	Exclusively not-for-credit	<input type="text"/>	<input type="text"/>	<input type="text"/>	<input type="text"/>	<input type="text"/>	<input type="text"/>	<input type="text"/>	0
	Combined credit/not-for-credit	<input type="text"/>	<input type="text"/>	<input type="text"/>	<input type="text"/>	<input type="text" value="12"/>	<input type="text"/>	<input type="text"/>	12
Instruction/research/public service staff		<input type="text"/>	<input type="text"/>	<input type="text"/>	<input type="text"/>	<input type="text"/>	<input type="text"/>	<input type="text"/>	0
Research staff		<input type="text"/>	<input type="text"/>	<input type="text"/>	<input type="text"/>	<input type="text"/>	<input type="text"/>	<input type="text"/>	0
Public Service staff		<input type="text"/>	<input type="text"/>	<input type="text"/>	<input type="text"/>	<input type="text"/>	<input type="text"/>	<input type="text"/>	0
Archivists, Curators, and Museum Technicians 25-4010		<input type="text"/>	<input type="text"/>	<input type="text"/>	<input type="text"/>	<input type="text"/>	<input type="text"/>	<input type="text"/>	0
Librarians and Media Collections Specialists 25-4020		<input type="text"/>	<input type="text"/>	<input type="text"/>	<input type="text"/>	<input type="text"/>	<input type="text"/>	<input type="text" value="62"/>	62
Library Technicians 25-4030		<input type="text"/>	<input type="text"/>	<input type="text"/>	<input type="text"/>	<input type="text"/>	<input type="text"/>	<input type="text"/>	0
Student and Academic Affairs and Other Education Services Occupations 25-2000 + 25-3000 + 25-9000		<input type="text"/>	<input type="text"/>	<input type="text"/>	<input type="text"/>	<input type="text"/>	<input type="text"/>	<input type="text" value="71"/>	71
Management Occupations 11-0000		<input type="text"/>	<input type="text"/>	<input type="text"/>	<input type="text"/>	<input type="text"/>	<input type="text"/>	<input type="text"/>	0
Business and Financial Operations Occupations 13-0000		<input type="text"/>	<input type="text"/>	<input type="text"/>	<input type="text"/>	<input type="text"/>	<input type="text"/>	<input type="text" value="1"/>	1
Computer, Engineering, and Science Occupations 15-0000 + 17-0000 + 19-0000		<input type="text"/>	<input type="text"/>	<input type="text"/>	<input type="text"/>	<input type="text"/>	<input type="text"/>	<input type="text" value="7"/>	7
Community, Social Service, Legal, Arts, Design, Entertainment, Sports, and Media Occupations 21-0000 + 23-0000 + 27-0000		<input type="text"/>	<input type="text"/>	<input type="text"/>	<input type="text"/>	<input type="text"/>	<input type="text"/>	<input type="text"/>	0
Healthcare Practitioners and Technical Occupations 29-0000		<input type="text"/>	<input type="text"/>	<input type="text"/>	<input type="text"/>	<input type="text"/>	<input type="text"/>	<input type="text"/>	0
Total		0	0	0	0	835	0	<input checked="" type="checkbox"/> 141	976
Total from prior year		0	0		0	769		95	864

Institution: CUNY Brooklyn College (190549)

User ID: P1905492

Part F - Part-time Summary

Summary of Part-time Staff

As of November 1, 2021

Occupational category		With Faculty Status					Without Faculty Status	Total	
		Tenured	On Tenure Track	Not on Tenure Track					
				Multi-year	Annual contract	Less-than-annual contract			Indefinite duration (continuing or at-will)
Primarily Instruction		0	0	0	0	835	0	0	835
	Exclusively credit					823			823
	Exclusively not-for-credit								0
	Combined credit/not-for-credit					12			12
Instruction/research/public service staff									0
Research staff									0
Public Service staff									0
Archivists, Curators, and Museum Technicians 25-4010									0
Librarians and Media Collections Specialists 25-4020								62	62
Library Technicians 25-4030									0
Student and Academic Affairs and Other Education Services Occupations 25-2000 + 25-3000 + 25-9000								71	71
Management Occupations 11-0000									0
Business and Financial Operations Occupations 13-0000								1	1
Computer, Engineering, and Science Occupations 15-0000 + 17-0000 + 19-0000								7	7
Community, Social Service, Legal, Arts, Design, Entertainment, Sports, and Media Occupations 21-0000 + 23-0000 + 27-0000									0
Healthcare Practitioners and Technical Occupations 29-0000									0
Service Occupations 31-0000 + 33-0000 + 35-0000 + 37-0000 + 39-0000									11
Sales and Related Occupations 41-0000									0
Office and Administrative Support Occupations 43-0000									369
Natural Resources, Construction, and Maintenance Occupations 45-0000 + 47-0000 + 49-0000									0
Production, Transportation, and Material Moving Occupations 51-0000 + 53-0000									0
Graduate Assistants									65
	Teaching 25-9044								65

	Research		0
	Other 11-0000, 13-0000, 15-0000, 17-0000, 19-0000, 21-0000, 23-0000, 27-0000, 25-4000, 25-4010, 25-4020, 25-4030, 25-2000, 25-3000, 25-9000, 29-0000		0
Total			1,421

Institution: CUNY Brooklyn College (190549)

User ID: P1905492

Part H - New Hires, Full-time Instructional Staff by Tenure Status

Number of Newly Hired Full-time Permanent Instructional Staff

(Hired full-time between November 1, 2020 - October 31, 2021)

- Report Hispanic/Latino individuals of any race as Hispanic/Latino
- Report race for non-Hispanic/Latino individuals only
- Include Primarily Instruction and Instruction Combined with Research and Public Service

Men

Race/ethnicity	With Faculty Status							Without Faculty Status	Total
	Tenured	On Tenure Track	Not on Tenure Track						
			Multi-year	Annual contract	Less-than-annual contract	Indefinite duration (continuing or at-will)			
Nonresident alien	<input type="text"/>	<input type="text"/>	<input type="text"/>	<input type="text" value="2"/>	<input type="text"/>	<input type="text"/>	<input type="text"/>	<input type="text"/>	<input type="text" value="2"/>
Hispanic/Latino	<input type="text"/>	<input type="text"/>	<input type="text"/>	<input type="text"/>	<input type="text"/>	<input type="text"/>	<input type="text"/>	<input type="text"/>	<input type="text" value="0"/>
American Indian or Alaska Native	<input type="text"/>	<input type="text"/>	<input type="text"/>	<input type="text"/>	<input type="text"/>	<input type="text"/>	<input type="text"/>	<input type="text"/>	<input type="text" value="0"/>
Asian	<input type="text"/>	<input type="text"/>	<input type="text"/>	<input type="text"/>	<input type="text"/>	<input type="text"/>	<input type="text"/>	<input type="text"/>	<input type="text" value="0"/>
Black or African American	<input type="text"/>	<input type="text" value="1"/>	<input type="text"/>	<input type="text" value="2"/>	<input type="text"/>	<input type="text"/>	<input type="text"/>	<input type="text"/>	<input type="text" value="3"/>
Native Hawaiian or Other Pacific Islander	<input type="text"/>	<input type="text"/>	<input type="text"/>	<input type="text"/>	<input type="text"/>	<input type="text"/>	<input type="text"/>	<input type="text"/>	<input type="text" value="0"/>
White	<input type="text"/>	<input type="text"/>	<input type="text"/>	<input type="text" value="3"/>	<input type="text"/>	<input type="text"/>	<input type="text"/>	<input type="text"/>	<input type="text" value="3"/>
Two or more races	<input type="text"/>	<input type="text"/>	<input type="text"/>	<input type="text"/>	<input type="text"/>	<input type="text"/>	<input type="text"/>	<input type="text"/>	<input type="text" value="0"/>
Race and ethnicity unknown	<input type="text"/>	<input type="text"/>	<input type="text"/>	<input type="text"/>	<input type="text"/>	<input type="text"/>	<input type="text"/>	<input type="text"/>	<input type="text" value="0"/>
Total men	0	1	0	7	0	0	0	0	8

Women

Race/ethnicity	With Faculty Status						Without Faculty Status	Total
	Tenured	On Tenure Track	Not on Tenure Track					
			Multi-year	Annual contract	Less-than-annual contract	Indefinite duration (continuing or at-will)		
Nonresident alien	<input type="text"/>	<input type="text" value="1"/>	<input type="text"/>	<input type="text" value="1"/>	<input type="text"/>	<input type="text"/>	<input type="text"/>	<input type="text" value="2"/>
Hispanic/Latino	<input type="text"/>	<input type="text"/>	<input type="text"/>	<input type="text" value="1"/>	<input type="text"/>	<input type="text"/>	<input type="text"/>	<input type="text" value="1"/>
American Indian or Alaska Native	<input type="text"/>	<input type="text"/>	<input type="text"/>	<input type="text"/>	<input type="text"/>	<input type="text"/>	<input type="text"/>	<input type="text" value="0"/>
Asian	<input type="text"/>	<input type="text"/>	<input type="text"/>	<input type="text"/>	<input type="text"/>	<input type="text"/>	<input type="text"/>	<input type="text" value="0"/>
Black or African American	<input type="text"/>	<input type="text"/>	<input type="text"/>	<input type="text" value="2"/>	<input type="text"/>	<input type="text"/>	<input type="text"/>	<input type="text" value="2"/>
Native Hawaiian or Other Pacific Islander	<input type="text"/>	<input type="text"/>	<input type="text"/>	<input type="text"/>	<input type="text"/>	<input type="text"/>	<input type="text"/>	<input type="text" value="0"/>
White	<input type="text"/>	<input type="text"/>	<input type="text"/>	<input type="text" value="8"/>	<input type="text"/>	<input type="text"/>	<input type="text"/>	<input type="text" value="8"/>
Two or more races	<input type="text"/>	<input type="text"/>	<input type="text"/>	<input type="text"/>	<input type="text"/>	<input type="text"/>	<input type="text"/>	<input type="text" value="0"/>
Race and ethnicity unknown	<input type="text"/>	<input type="text"/>	<input type="text"/>	<input type="text"/>	<input type="text"/>	<input type="text"/>	<input type="text"/>	<input type="text" value="0"/>
Total women	0	1	0	12	0	0	0	13
Total (men+women)	0	2	0	19	0	0	0	21

Institution: CUNY Brooklyn College (190549)

User ID: P1905492

Part H - New Hires, Full-time Staff by Occupational Category

Number of Newly Hired Full-time Staff

(Hired full-time between November 1, 2020 - October 31, 2021)

- Report Hispanic/Latino individuals of any race as Hispanic/Latino
- Report race for non-Hispanic/Latino individuals only

Men

Race/ethnicity	Instructional Staff (from Part H, screen 1)	Research staff	Public Service staff	Library and Student and Academic Affairs and Other Education Services Occupations 25-4000 + 25-2000 + 25-3000 + 25-9000
Nonresident alien	2	<input type="text"/>	<input type="text"/>	<input type="text"/>
Hispanic/Latino	0	<input type="text"/>	<input type="text"/>	<input type="text"/>
American Indian or Alaska Native	0	<input type="text"/>	<input type="text"/>	<input type="text"/>
Asian	0	<input type="text"/>	<input type="text"/>	<input type="text"/>
Black or African American	3	<input type="text"/>	<input type="text"/>	<input type="text"/>
Native Hawaiian or Other Pacific Islander	0	<input type="text"/>	<input type="text"/>	<input type="text"/>
White	3	<input type="text"/>	<input type="text"/>	<input type="text"/>
Two or more races	0	<input type="text"/>	<input type="text"/>	<input type="text"/>
Race and ethnicity unknown	0	<input type="text"/>	<input type="text"/>	<input type="text"/>
Total men	8	0	0	0

Women

Race/ethnicity	Instructional Staff (from Part H, screen 1)	Research staff	Public Service staff	Library and Student and Academic Affairs and Other Education Services Occupations 25-4000 + 25-2000 + 25-3000 + 25-9000
Nonresident alien	2	<input type="text"/>	<input type="text"/>	<input type="text"/>
Hispanic/Latino	1	<input type="text"/>	<input type="text"/>	<input type="text"/>
American Indian or Alaska Native	0	<input type="text"/>	<input type="text"/>	<input type="text"/>
Asian	0	<input type="text"/>	<input type="text"/>	<input type="text"/>
Black or African American	2	<input type="text"/>	<input type="text"/>	<input type="text"/>
Native Hawaiian or Other Pacific Islander	0	<input type="text"/>	<input type="text"/>	<input type="text"/>
White	8	<input type="text"/>	<input type="text"/>	<input type="text"/>
Two or more races	0	<input type="text"/>	<input type="text"/>	<input type="text"/>
Race and ethnicity unknown	0	<input type="text"/>	<input type="text" value="0"/>	<input type="text"/>
Total women	13	0	0	0
Total (men+women)	21	0	0	0

Institution: CUNY Brooklyn College (190549)

User ID: P1905492

Part H - New Hires, Full-time Staff by Occupational Category

Number of Newly Hired Full-time Staff

(Hired full-time between November 1, 2020 - October 31, 2021)

- Report Hispanic/Latino individuals of any race as Hispanic/Latino
- Report race for non-Hispanic/Latino individuals only

Men

Race/ethnicity	Management Occupations 11-0000	Business and Financial Operations Occupations 13-0000	Computer, Engineering, and Science Occupations 15-0000 + 17-0000 + 19-0000	Community, Social Service, Legal, Arts, Design, Entertainment, Sports, and Media Occupations 21-0000 + 23-0000 + 27-0000	Healthcare Practitioners and Technical Occupations 29-0000
Nonresident alien	<input type="text"/>	<input type="text"/>	<input type="text"/>	<input type="text"/>	<input type="text"/>
Hispanic/Latino	<input type="text"/>	<input type="text"/>	<input type="text"/>	<input type="text"/>	<input type="text"/>
American Indian or Alaska Native	<input type="text"/>	<input type="text"/>	<input type="text"/>	<input type="text"/>	<input type="text"/>
Asian	<input type="text"/>	<input type="text"/>	<input type="text"/>	<input type="text"/>	<input type="text"/>
Black or African American	<input type="text" value="1"/>	<input type="text"/>	<input type="text" value="1"/>	<input type="text"/>	<input type="text"/>
Native Hawaiian or Other Pacific Islander	<input type="text"/>	<input type="text"/>	<input type="text"/>	<input type="text"/>	<input type="text"/>
White	<input type="text"/>	<input type="text"/>	<input type="text" value="1"/>	<input type="text"/>	<input type="text"/>
Two or more races	<input type="text"/>	<input type="text"/>	<input type="text"/>	<input type="text"/>	<input type="text"/>
Race and ethnicity unknown	<input type="text"/>	<input type="text"/>	<input type="text"/>	<input type="text"/>	<input type="text"/>
Total men	1	0	2	0	0

Women

Race/ethnicity	Management Occupations 11-0000	Business and Financial Operations Occupations 13-0000	Computer, Engineering, and Science Occupations 15-0000 + 17-0000 + 19-0000	Community, Social Service, Legal, Arts, Design, Entertainment, Sports, and Media Occupations 21-0000 + 23-0000 + 27-0000	Healthcare Practitioners and Technical Occupations 29-0000
Nonresident alien	<input type="text"/>	<input type="text"/>	<input type="text"/>	<input type="text"/>	<input type="text"/>
Hispanic/Latino	<input type="text" value="1"/>	<input type="text"/>	<input type="text" value="1"/>	<input type="text"/>	<input type="text"/>
American Indian or Alaska Native	<input type="text"/>	<input type="text"/>	<input type="text"/>	<input type="text"/>	<input type="text"/>
Asian	<input type="text"/>	<input type="text"/>	<input type="text"/>	<input type="text"/>	<input type="text"/>
Black or African American	<input type="text" value="1"/>	<input type="text"/>	<input type="text"/>	<input type="text" value="1"/>	<input type="text"/>
Native Hawaiian or Other Pacific Islander	<input type="text"/>	<input type="text"/>	<input type="text"/>	<input type="text"/>	<input type="text"/>
White	<input type="text"/>	<input type="text"/>	<input type="text" value="1"/>	<input type="text"/>	<input type="text"/>
Two or more races	<input type="text"/>	<input type="text"/>	<input type="text"/>	<input type="text"/>	<input type="text"/>
Race and ethnicity unknown	<input type="text"/>	<input type="text"/>	<input type="text"/>	<input type="text"/>	<input type="text"/>
Total women	2	0	2	1	0
Total (men+women)	3	0	4	1	0

Institution: CUNY Brooklyn College (190549)

User ID: P1905492

Part H - New Hires, Full-time Staff by Occupational Category

Number of Newly Hired Full-time Staff

(Hired full-time between November 1, 2020 - October 31, 2021)

- Report Hispanic/Latino individuals of any race as Hispanic/Latino
- Report race for non-Hispanic/Latino individuals only

Men

Race/ethnicity	Service Occupations 31-0000 + 33-0000 + 35-0000 + 37-0000 + 39-0000	Sales and Related Occupations 41-0000	Office and Administrative Support Occupations 43-0000	Natural Resources, Construction, and Maintenance Occupations 45-0000 + 47-0000 + 49-0000	Production, Transportation, and Material Moving Occupations 51-0000 + 53-0000	Grand Total (All full-time new hires)
Nonresident alien	<input type="text"/>	<input type="text"/>	<input type="text"/>	<input type="text"/>	<input type="text"/>	2
Hispanic/Latino	1	<input type="text"/>	<input type="text"/>	1	<input type="text"/>	2
American Indian or Alaska Native	<input type="text"/>	<input type="text"/>	<input type="text"/>	<input type="text"/>	<input type="text"/>	0
Asian	<input type="text"/>	<input type="text"/>	1	<input type="text"/>	<input type="text"/>	1
Black or African American	<input type="text"/>	<input type="text"/>	<input type="text"/>	2	<input type="text"/>	7
Native Hawaiian or Other Pacific Islander	<input type="text"/>	<input type="text"/>	1	<input type="text"/>	<input type="text"/>	1
White	<input type="text"/>	<input type="text"/>	<input type="text"/>	3	3	10
Two or more races	<input type="text"/>	<input type="text"/>	<input type="text"/>	<input type="text"/>	<input type="text"/>	0
Race and ethnicity unknown	<input type="text"/>	<input type="text"/>	<input type="text"/>	<input type="text"/>	<input type="text"/>	0
Total men	1	0	2	6	3	23

Women

Race/ethnicity	Service Occupations 31-0000 + 33-0000 + 35-0000 + 37-0000 + 39-0000	Sales and Related Occupations 41-0000	Office and Administrative Support Occupations 43-0000	Natural Resources, Construction, and Maintenance Occupations 45-0000 + 47-0000 + 49-0000	Production, Transportation, and Material Moving Occupations 51-0000 + 53-0000	Grand Total (All full-time new hires)
Nonresident alien	<input type="text"/>	<input type="text"/>	<input type="text"/>	<input type="text"/>	<input type="text"/>	2
Hispanic/Latino	<input type="text"/>	<input type="text"/>	2	<input type="text"/>	<input type="text"/>	5
American Indian or Alaska Native	<input type="text"/>	<input type="text"/>	<input type="text"/>	<input type="text"/>	<input type="text"/>	0
Asian	<input type="text"/>	<input type="text"/>	<input type="text"/>	<input type="text"/>	<input type="text"/>	0
Black or African American	<input type="text"/>	<input type="text"/>	1	<input type="text"/>	<input type="text"/>	5
Native Hawaiian or Other Pacific Islander	<input type="text"/>	<input type="text"/>	<input type="text"/>	<input type="text"/>	<input type="text"/>	0
White	<input type="text"/>	<input type="text"/>	1	<input type="text"/>	<input type="text"/>	10
Two or more races	<input type="text"/>	<input type="text"/>	<input type="text"/>	<input type="text"/>	<input type="text"/>	0
Race and ethnicity unknown	<input type="text"/>	<input type="text"/>	<input type="text"/>	<input type="text"/>	<input type="text"/>	0
Total women	0	0	4	0	0	22
Total (men+women)	1	0	6	6	3	45

Institution: CUNY Brooklyn College (190549)

User ID: P1905492

Human Resources Survey Evaluation

Were any staff members difficult to categorize? If so, please explain in the box below.

Institution: CUNY Brooklyn College (190549)

User ID: P1905492

Prepared by

Prepared by

Reporting Reminders:

- The name of the preparer is being collected so that we can follow up with the appropriate person in the event that there are questions concerning the data.
- The Keyholder will be copied on all email correspondence to other preparers.
- The time it took to prepare this component is being collected so that we can continue to improve our estimate of the reporting burden associated with IPEDS.
- Please include in your estimate the time it took for you to review instructions, query and search data sources, complete and review the component, and submit the data through the Data Collection System.
- Thank you for your assistance.

This survey component was prepared by:					
<input type="radio"/>	Keyholder	<input type="radio"/>	SFA Contact	<input type="radio"/>	HR Contact
<input type="radio"/>	Finance Contact	<input type="radio"/>	Academic Library Contact	<input type="radio"/>	Other
Name: <input type="text"/>					
Email: <input type="text"/>					

How many staff from your institution only were involved in the data collection and reporting process of this survey component?	
<input type="text"/>	Number of Staff (including yourself)

How many hours did you and others from your institution only spend on each of the steps below when responding to this survey component? <i>Exclude the hours spent collecting data for state and other reporting purposes.</i>					
Staff member	Collecting Data Needed	Revising Data to Match IPEDS Requirements	Entering Data	Revising and Locking Data	
Your office	<input type="text"/> hours	<input type="text"/> hours	<input type="text"/> hours	<input type="text"/> hours	
Other offices	<input type="text"/> hours	<input type="text"/> hours	<input type="text"/> hours	<input type="text"/> hours	

Institution: CUNY Brooklyn College (190549)

User ID: P1905492

Summary

Human Resources Component Summary

IPEDS collects important information regarding your institution. All data reported in IPEDS survey components become available in the IPEDS Data Center and appear as aggregated data in various Department of Education reports. Additionally, some of the reported data appears specifically for your institution through the College Navigator website and is included in your institution's Data Feedback Report (DFR). The purpose of this summary is to provide you an opportunity to view some of the data that, when accepted through the IPEDS quality control process, will appear on the College Navigator website and/or your DFR. College Navigator is updated approximately three months after the data collection period closes and Data Feedback Reports will be available through the [Data Center](#) and sent to your institution's CEO in November 2021.

Please review your data for accuracy. If you have questions about the data displayed below after reviewing the data reported on the survey screens, please contact the IPEDS Help Desk at: 1-877-225-2568 or ipedshelp@rti.org.

Number of staff by employment status and occupational category: Fall 2021			
Occupational category	Reported values		FTE staff
	Number of full-time staff	Number of part-time staff	
Total number of staff	1,158	1,356	1,610
Instructional Staff	463	835	741
Primary Instruction	463	835	741
Exclusively credit	360	823	634
Exclusively not-for-credit	0	0	0
Combined credit/not-for-credit	103	12	107
Instruction/research/public service	0	0	0
Research Staff	0	0	0
Public Service Staff	0	0	0
Library and Student and Academic Affairs and Other Education Services Occupations SOC	66	133	110
Librarians, Curators, and Archivists SOC 25-4000	21	62	42
Archivists, Curators, and Museum Technicians SOC 25-4010	1	0	1
Librarians SOC 25-4020	17	62	38
Library Technicians SOC 25-4030	3	0	3
Student and Academic Affairs and Other Education Services Occupations SOC 25-2000 + 25-3000 + 25-9000	45	71	69
Management Occupations SOC 11-0000	119	0	119
Business and Financial Operations Occupations SOC 13-0000	49	1	49
Computer, Engineering, and Science Occupations SOC 15-0000 + 17-0000 + 19-0000	74	7	76
Community, Social Service, Legal, Arts, Design, Entertainment, Sports and Media Occupations SOC 21-0000 + 23-0000 + 27-0000	59	0	59
Healthcare Practitioners and Technical Occupations SOC 29-0000	0	0	0
Service Occupations SOC 31-0000 + 33-0000 + 35-0000 + 37-0000 + 39-0000	115	11	119
Sales and Related Occupations SOC 41-0000	0	0	0
Office and Administrative Support Occupations SOC 43-0000	160	369	283

Natural Resources, Construction, and Maintenance Occupations SOC 45-0000 + 47-0000 + 49-0000	26	0	26
Production, Transportation, and Material Moving Occupations SOC 51-0000 + 53-0000	27	0	27

NOTE: Full-time-equivalent (FTE) staff is calculated by summing the total number of full-time staff and adding one-third of the total number of part-time staff. Graduate assistants are not included in the above figures. Many of the FTE figures may be included in the DFR.

**Salaries of full-time instructional staff by contract length and academic rank:
Academic year**

Academic rank	Months Covered by Annual Salary				Total Staff for Salary reporting	Total Number of Months	Salary Outlays	Weighted Average Monthly Salaries
	12 months	11 months	10 months	9 months				
All Ranks				463	463	4,167	\$51,798,216	\$12,431
Professor				204	204	1,836	\$26,595,586	\$14,486
Associate professor				138	138	1,242	\$14,769,913	\$11,892
Assistant professor				67	67	603	\$6,148,401	\$10,196
Instructor								
Lecturer				54	54	486	\$4,284,316	\$8,815
No academic rank								

NOTE: The above data are based on the Salary Outlays part of the IPEDS HR component. The Weighted average monthly salaries of full-time instructional staff by academic rank are calculated by adding the salary outlays reported for Men plus Women by academic rank, then dividing the sum by the "Total Number of Months" for Men plus Women by academic rank. Salaries of full-time instructional staff paid less than 9 months per year are not collected. Also, salaries of medical school staff are not collected. The weighted average monthly salaries may be included in the DFR.

Institution: CUNY Brooklyn College (190549)

User ID: P1905492

Edit Report

Human Resources

Source	Description	Severity	Resolved	Options
Screen: A1 - FT Instructional, Rank and Tenure - Annual Contract				
Upload File	This number(32) is outside the expected range of between 1 and 30 based on the prior year value. Please correct your data or explain. (Error #1387)	Explanation	Yes	
Reason	The total count is two more than the expected value. This is correct.			
Screen: A2 - FT Instructional, Function				
Upload File	The total number of full-time non-medical school Instructional staff (Primarily instruction + Instruction/research/public service staff) with an Annual contract reported by function in Part A (32) is outside the expected range of between 1 and 30 based on the prior year value. Please correct your data or explain. (Error #1563)	Explanation	Yes	
Reason	The total count is two more than the expected value. This is correct.			
Screen: G4 - Salary Outlays, Non-instructional Staff				
Perform Edits	The amount entered in Part G for Total annual salary outlays for Library and Student and Academic Affairs and Other Education Services Occupations (\$6,004,626) is outside the expected range of between \$1,650,000 and \$5,610,000 based on an estimated average salary of between \$25,000 and \$85,000 per individual for this category. Please correct your data or explain. (Error #1370)	Explanation	Yes	
Reason	The total salary is a little higher than the expected value. This is correct.			
Related Screens	G - Salary Outlays, Non-instructional Staff			
Perform Edits	The amount entered in Part G for Total annual salary outlays for Natural Resources, Construction, and Maintenance Occupations (\$2,537,103) is outside the expected range of between \$520,000 and \$1,820,000 based on an estimated average salary of between \$20,000 and \$70,000 per individual for this category. Please correct your data or explain. (Error #1379)	Explanation	Yes	
Reason	The total salary is a little higher than the expected value. This is correct.			
Related Screens	G - Salary Outlays, Non-instructional Staff			
Perform Edits	The amount entered in Part G for Total annual salary outlays for Production, Transportation, and Material Moving Occupations (\$2,684,436) is outside the expected range of between \$540,000 and \$1,890,000 based on an estimated average salary of between \$20,000 and \$70,000 per individual for this category. Please correct your data or explain. (Error #1380)	Explanation	Yes	
Reason	The total salary is a little higher than the expected value. This is correct.			
Related Screens	G - Salary Outlays, Non-instructional Staff			
Screen: D - PT Staff, Occupation - 2				
Upload File	This number(71) is outside the expected range of between 1 and 30 based on the prior year value. Please correct your data or explain. (Error #1387)	Explanation	Yes	
Reason	The increase in part-time staff in Student and Academic Affairs and Other Educational Service Occupations was due to the college's resumption of pre-pandemic service delivery, and the end of a 20% holdback imposed by the CUNY system the year before. More favorable conditions allowed Brooklyn College to increase staff in related areas.			
Upload File	This number(133) is outside the expected range of between 55 and 113 based on the prior year value. Please correct your data or explain. (Error #1387)	Explanation	Yes	
Reason	The increase in part-time staff in Student and Academic Affairs and Other Educational Service Occupations was due to the college's resumption of pre-pandemic service delivery, and the end of a 20% holdback imposed by the CUNY system the year before. More favorable conditions allowed Brooklyn College to increase staff in related areas. The increase in part-time staff in Library and Student and Academic Affairs and Other Educational Service Occupations was due to the same cause, as it is a subtotal category including Student and Academic Affairs and Other Educational Service Occupations.			
Screen: E - PT Staff, Occupation and Tenure - 1				

Upload File	This number(141) is outside the expected range of between 62 and 128 based on the prior year value. Please correct your data or explain. (Error #1387)	Explanation	Yes	
Reason	The increase in part-time staff in Student and Academic Affairs and Other Educational Service Occupations was due to the college's resumption of pre-pandemic service delivery, and the end of a 20% holdback imposed by the CUNY system the year before. More favorable conditions allowed Brooklyn College to increase staff in related areas. The increase in part-time staff without faculty status was also due to the same cause, as it is a subtotal category including Student and Academic Affairs and Other Educational Service Occupations.			