

Institutional Characteristics 2008-09

Institution: CUNY Brooklyn College (190549)

User ID: P81905491

Part A - Educational Offerings**1. Which of the following types of instruction/programs are offered by your institution? [Check one or more]**

If your institution does not offer occupational, academic or continuing professional programs, you are not expected to complete this or any other IPEDS survey.

- ☐ Occupational, may lead to a certificate, degree, or other formal award
 - ☒ Academic, leading to a certificate, degree, or diploma
 - ☒ Continuing professional (postbaccalaureate only)
 - ☒ Recreational or avocational (leisure) programs
 - ☒ Adult basic or remedial instruction or high school equivalency
 - ☐ Secondary (high school)
-

Institution: CUNY Brooklyn College (190549)

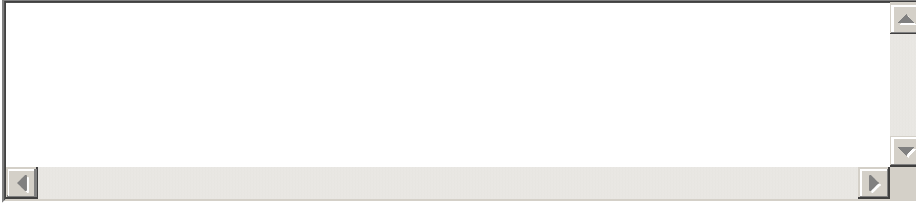
User ID: P81905491

Part A - Mission Statement

2. Provide the institution's mission statement or a web address (URL) where the mission statement can be found. Typed statements are limited to 3,000 characters or less. The mission statement will be available to the public on College Navigator.

Mission Statement URL: http://

Mission Statement



Institution: CUNY Brooklyn College (190549)

User ID: P81905491

Part B - Advanced degree question**Advanced degree question**

What method will you use to report data on your institution's doctor's degrees and professional degrees on BOTH Institutional Characteristics in Fall 2008 and Fall Enrollment in Winter 2008-09/Spring 2009?

- ☐ The new postbaccalaureate degree classifications:

Master's degree

Doctor's degree - research/scholarship

Doctor's degree - professional practice

Doctor's degree - other

To use this method, you will need to recode all doctor's and first-professional degrees into the four graduate level categories listed above. You will also report any first-professional certificates as post-master's certificates. You will be required to use this method when reporting this survey in 2009-10 IPEDS.

- ☒ The old postbaccalaureate degree classifications:

Master's degree

Doctor's degree

First-professional degree

- ☐ This institution does not have any programs beyond the baccalaureate level.

Please note: The Fall Enrollment data that you will report this winter or spring **MUST** use the same method for reporting professional programs that you use for the Institutional Characteristics survey this fall. No changes to reporting method will be allowed after the fall data collection closes.

Institution: CUNY Brooklyn College (190549)

User ID: P81905491

Part B - Organization - Control and Level**1. What is your institutional control or affiliation?**☒ Public - Specify

Primary control

Secondary control (if applicable)

State

Select One

☐ Private for-profit☐ Private not-for-profit independent (no religious affiliation)☐ Private not-for-profit religious affiliation - Specify

Select One

2. What award levels are offered by your institution? [Check all that apply]**Award
Level****BELOW THE BACCALAUREATE:**

- 1 ☒ Postsecondary award, certificate, or diploma of **less than one academic year**
- less than 900 contact or clock hours, or
 - less than 30 semester or trimester credit hours, or
 - less than 45 quarter credit hours
- 2 ☒ Postsecondary award, certificate, or diploma of **at least one but less than two academic years**
- at least 900 but less than 1800 contact or clock hours, or
 - at least 30 but less than 60 semester or trimester credit hours, or
 - at least 45 but less than 90 quarter credit hours
- 3 ☐ Associate's degree
- 4 ☐ Postsecondary award, certificate, or diploma of **at least two but less than four academic years**
- 1800 or more contact or clock hours, or
 - 60 or more semester or trimester credit hours, or
 - 90 or more quarter credit hours

BACCALAUREATE AND ABOVE:

- 5 ☒ Bachelor's degree or equivalent
- 6 ☒ Postbaccalaureate certificate
- 7 ☒ Master's degree
- 8 ☒ Post-master's certificate
- 9 ☐ Doctor's degree
- 10 ☐ First-professional degree
- 11 ☐ First-professional certificate (Post-degree)
- 12 ☐ Other; please specify in the Caveats box

CAVEATS

Institution: CUNY Brooklyn College (190549)

User ID: P81905491

Part B - Organization - Calendar System

Your response to the next question determines how your institution reports Graduation Rates data in the Spring and how you report student charges in Part D of this survey.

If the calendar system differs from prior year or requires a change, please contact the Help Desk at 1-877-225-2568.

3. What is the predominant calendar system at the institution? [Choose one]**Standard academic terms**

Checking one of the following determines that your institution will provide Graduation Rates data based on a FALL COHORT and student charges data will be requested on a FULL ACADEMIC YEAR.

- ☒ Semester
- ☐ Quarter
- ☐ Trimester
- ☐ 4-1-4 or similar plan
- ☐ Other academic calendar

Other calendar system

Checking one of the following determines that your institution will provide Graduation Rates data based on a FULL YEAR COHORT and student charges data will be requested by PROGRAM.

- ☐ Differs by program
 - ☐ Continuous basis (every 2 weeks, monthly, or other period)
-

Institution: CUNY Brooklyn College (190549)

User ID: P81905491

Part B - Organization - Student Enrollment**4. Does your institution enroll any of the following types of students?****Include all levels that your institution offers, even if there are no students currently enrolled at that level.**

Responses to this question determine which screens will be generated for reporting academic year tuition charges, and for reporting Fall Enrollment during the Winter and Spring collections. Additionally, checking **Yes** for full-time, first-time, degree/certificate-seeking undergraduate students determines that your institution must report pricing data (on the IC survey) and Student Financial Aid data (in the Spring collection) for this cohort. Full- and part-time 2007 Fall Enrollment counts are provided for reference.

	Full-time		Part-time	
<u>Undergraduate</u> (academic or occupational programs)	<input type="radio"/> No	<input checked="" type="radio"/> Yes	<input type="radio"/> No	<input checked="" type="radio"/> Yes
<u>First-time, degree/certificate-seeking undergraduate</u>	<input type="radio"/> No	<input checked="" type="radio"/> Yes	<input type="radio"/> No	<input checked="" type="radio"/> Yes
<u>Graduate</u>	<input type="radio"/> No	<input checked="" type="radio"/> Yes	<input type="radio"/> No	<input checked="" type="radio"/> Yes
<u>First-professional</u>	<input checked="" type="radio"/> No	<input type="radio"/> Yes	<input checked="" type="radio"/> No	<input type="radio"/> Yes

Estimated 2008 Fall Enrollment

Please provide an early estimate of the institution's fall enrollment for all levels offered, as indicated above. Estimates should be based on the definitions used in the IPEDS Enrollment component submitted in the Winter/Spring collections. These data will NOT appear in College Navigator, but will be made available in IPEDS data dissemination.

	Full-time	FT PY Enroll- ment	Part-time	PT PY Enroll- ment	Total
<u>Undergraduate</u> (academic or occupational programs)	9,128	8,980	3,883	3,515	13,011
<u>Number of undergraduates, those who are first-time, degree/certificate-seeking students</u>	1,328	1,300	29	22	1,357
<u>Graduate</u>	543	437	3,021	3,155	3,564
<u>First-Professional</u>					0

5. For Fall 2002, did your institution have any full-time first-time degree/certificate-seeking students enrolled in programs at the baccalaureate level or below?

If you answer **Yes** to this question, you will be required to provide Graduation Rates data for 2002-03 in the Spring collection. If you answer **No** to this question, please indicate the reason you are not required to report Graduation Rates for the cohort year requested.

If you reported any full-time, first-time degree/certificate-seeking undergraduates on the 2002-03 Enrollment survey, the data will be preloaded below.

- ☐ No
- ☐ This institution did not enroll full-time, first-time (undergraduate) students.
 - ☐ This institution did not offer programs at or below the baccalaureate level.
 - ☐ This institution was not in operation in 2002-03
- ☒ Yes

Cohort from 2002-03 Enrollment of full-time, first-time degree/certificate-seeking students (GRS Cohort)

1,194

Institution: CUNY Brooklyn College (190549)

User ID: P81905491

Part B - Organization - System Name

6. System, Governing Board or Corporate Structure (please see instructions for reporting System or Corporate data).

Note: Do NOT indicate a religious affiliation here. That information is collected separately and differs from system name.

If you need assistance, contact the Help Desk at 1-877-225-2568. You will not be able to lock your submission if this question is blank.

- ☐ This institution is NOT a part of a system or corporate entity.
- ☒ This institution is a part of a system or corporate entity.

Specify name of the system or corporate entity.

City University of New York

Institution: CUNY Brooklyn College (190549)

User ID: P81905491


Part C - Admission Requirements and Services - Open Admission

1. Does your institution have an open admission policy for all or most entering first-time degree/certificate-seeking undergraduate-level students?

*If you answer **No** to this question you will be expected to answer additional questions (C2, C3, and C4) regarding your admissions procedures. **Note:** If the only requirement for admission is a high school diploma, your institution is still considered open admission.*

☐ Yes☒ No

CAVEATS (will be posted on the College Navigator website)



Institution: CUNY Brooklyn College (190549)

User ID: P81905491

Part C - Admission Requirements and Services - Admission Considerations

2. Please select the option that best describes how your institution uses any of the following data in its undergraduate selection process.

Admission Considerations	Required	Recommended	Neither Required nor Recommended	Don't Know
Secondary school GPA	<input checked="" type="radio"/>	<input type="radio"/>	<input type="radio"/>	<input type="radio"/>
Secondary school rank	<input type="radio"/>	<input type="radio"/>	<input checked="" type="radio"/>	<input type="radio"/>
Secondary school record	<input checked="" type="radio"/>	<input type="radio"/>	<input type="radio"/>	<input type="radio"/>
Completion of college-preparatory program	<input checked="" type="radio"/>	<input type="radio"/>	<input type="radio"/>	<input type="radio"/>
Recommendations	<input type="radio"/>	<input checked="" type="radio"/>	<input type="radio"/>	<input type="radio"/>
Formal demonstration of competencies (e.g., portfolios, certificates of mastery, assessment instruments)	<input checked="" type="radio"/>	<input type="radio"/>	<input type="radio"/>	<input type="radio"/>
<u>Admission test scores</u>				
(SAT / ACT)	<input checked="" type="radio"/>	<input type="radio"/>	<input type="radio"/>	<input type="radio"/>
Other Test (Wonderlic, WISC-III, etc.)	<input type="radio"/>	<input type="radio"/>	<input type="radio"/>	<input checked="" type="radio"/>
<u>TOEFL</u> (Test of English as a Foreign Language)	<input checked="" type="radio"/>	<input type="radio"/>	<input type="radio"/>	<input type="radio"/>

Institution: CUNY Brooklyn College (190549)

User ID: P81905491

Part C - Admission Requirements and Services - Selection Process

3. Please provide the number of first-time, degree/certificate-seeking undergraduate students who applied, were admitted, and enrolled (full or part time) at your institution for the most recent Fall period available. Include early decision, early action, and students who began studies during the summer prior to the selected fall reporting period. See instructions for further information.



Select reporting period: ☒ Fall 2007 ☐ Fall 2008

	Men	Women	Total
Number of <u>applicants</u>	<input type="text" value="6,436"/>	<input type="text" value="8,318"/>	<input type="text" value="14,754"/>
Number of <u>admissions</u>	<input type="text" value="2,496"/>	<input type="text" value="3,437"/>	<input type="text" value="5,933"/>
Number enrolled <u>full time</u>	<input type="text" value="557"/>	<input type="text" value="743"/>	<input type="text" value="1,300"/>
Number enrolled <u>part time</u>	<input type="text" value="15"/>	<input type="text" value="7"/>	<input type="text" value="22"/>

4. If test scores are required for admission for first-time, degree/certificate-seeking undergraduate students please provide the following information: the number and percentage of students submitting SAT/ACT scores and the 25th and 75th percentile scores for each test. Provide SAT writing test scores *only* if used for admission. DO NOT convert test scores; scores must be reported separately. Provide data for the most recent group of enrolled students for whom data are available; include new students admitted the summer prior to the selected fall reporting period.

Select reporting period ☒ Fall 2007 ☐ Fall 2008 ☐ Test scores NOT required

Number submitting <u>SAT</u> scores	<input type="text" value="894"/>
Percent submitting SAT scores	<input type="text" value="100"/>
Number submitting <u>ACT</u> scores	<input type="text"/>
Percent submitting ACT scores	<input type="text"/>

	25th Percentile	75th Percentile
SAT Critical Reading	<input type="text" value="450"/>	<input type="text" value="560"/>
SAT Math	<input type="text" value="490"/>	<input type="text" value="590"/>
SAT Writing	 <input type="text"/>	 <input type="text"/>
ACT Composite	<input type="text"/>	<input type="text"/>
ACT English	<input type="text"/>	<input type="text"/>
ACT Math	<input type="text"/>	<input type="text"/>
ACT Writing	<input type="text"/>	<input type="text"/>

CAVEATS (will be posted on the College Navigator website)

Institution: CUNY Brooklyn College (190549)

User ID: P81905491

Part C - Admission Requirements and Services - Special Learning Opportunities**5. Does your institution accept any of the following? [Check all that apply]**

- ☒ Dual credit (college credit earned while in high school)
- ☒ Credit for life experiences
- ☒ Advanced placement (AP) credits
- ☐ None of the above

6. What types of special learning opportunities are offered by your institution? [Check all that apply]

- ☒ Distance learning opportunities (e-learning)
 - ☐ ROTC
 - ☐ Army
 - ☐ Navy
 - ☐ Air Force
 - ☒ Study abroad
 - ☒ Weekend/evening college
 - ☒ Teacher certification (below the postsecondary level)
 - ☒ Students can complete their preparation in certain areas of specialization
 - ☐ Students must complete their preparation at another institution for certain areas of specialization
 - ☒ This institution is approved by the state for the initial certification or licensure of teachers
 - ☐ None of the above
-

Institution: CUNY Brooklyn College (190549)

User ID: P81905491

Part C - Admission Requirements and Services - Student Services

7. If your institution grants a bachelor's degree or higher but does not offer a full 4-year program of study at the undergraduate level, how many years of completed college-level work are required for entrance?

Number of years

Select One ▼

8. Which of the following selected students services are offered by your institution? [Check all that apply]

- ☐ Remedial services
- ☒ Academic/career counseling services
- ☒ Employment services for current students
- ☒ Placement services for program completers
- ☒ On-campus day care for children of students
- ☐ None of the above

9. Does your institution have its own library or are you financially supporting a shared library with another postsecondary education institution?

- ☒ Have our own library
- ☐ Do not have our own library but contribute financial support to a shared library
- ☐ Neither of the above

10. Indicate whether or not any of the following alternative tuition plans are offered by your institution.

- ☐ No
- ☒ Yes
 - ☐ Tuition guarantee
 - ☒ Prepaid tuition plan
 - ☒ Tuition payment plan
 - ☐ Other (describe in Caveat box)

Caveat (will be posted on the College Navigator website)

Institution: CUNY Brooklyn College (190549)

User ID: P81905491

Part D - Student Charges Questions**3. Are all full-time, first-time degree/certificate-seeking students required to live on campus or in institutionally-controlled housing?**

*If you answer **Yes** to this question, you will not be asked to report off-campus room and board in the price of attendance (D13).*

- ☒ No
☐ Yes

4. Does your institution charge different tuition for in-district, in-state, or out-of-state students?

*If you answer **Yes** to this question, you will be expected to report tuition amounts for in-district, in-state, and out-of-state students.*

- ☐ No
☒ Yes

5. Does your institution offer institutionally-controlled housing (either on or off campus)?

*If you answer **Yes** to this question, you will be expected to specify a housing capacity, and to report a room charge or a combined room and board charge (D12 and D13).*

- ☒ No
☐ Yes

Specify housing capacity for academic year 2008-09

6. Do you offer board or meal plans to your students?

*If you answer **Yes** to this question, you will be expected to report a board charge or combined room and board charge (D12 and D13).*

- ☒ No
☐ Yes - Enter the number of meals per week in the maximum meal plan available

- ☐ Yes - Number of meals per week can vary (e.g., students' charge meals against a meal card)
-

Institution: CUNY Brooklyn College (190549)

User ID: P81905491

Part D - Undergraduate Student Charges

If the institution charges an application fee, indicate the amount.

	Amount	Prior year
<u>Undergraduate application fee</u>	<input type="text" value="65"/>	65

7. Charges to full-time undergraduate students for the full academic year 2008-09

	<u>In-district</u>	Prior year	<u>In-state</u>	Prior year	<u>Out-of-state</u>	Prior year
All full-time undergraduates						
Average <u>tuition</u>	<input type="text" value="4,000"/>	4,000	<input type="text" value="4,000"/>	4,000	<input type="text" value="8,640"/>	8,640
<u>Required fees</u>	<input type="text" value="431"/>	381	<input type="text" value="431"/>	381	<input type="text" value="431"/>	381

8. Per credit hour charge for part-time undergraduate students

	<u>In-district</u>	Prior year	<u>In-state</u>	Prior year	<u>Out-of-state</u>	Prior year
<u>Per credit hour charge</u>	<input type="text" value="170"/>	170	<input type="text" value="170"/>	170	<input type="text" value="360"/>	360

Institution: CUNY Brooklyn College (190549)

User ID: P81905491

Part D - Graduate Student Charges

If the institution charges an application fee, indicate the amount.

	Amount	Prior year
<u>Graduate application fee</u>	 <input type="text" value="125"/>	125

9. Charges to full-time graduate students for the full academic year 2008-09

	<u>In-district</u>	Prior year	<u>In-state</u>	Prior year	<u>Out-of-state</u>	Prior year
Average <u>tuition</u>	<input type="text" value="6,400"/>	6,400	<input type="text" value="6,400"/>	6,400	<input type="text" value="12,000"/>	12,000
<u>Required fees</u>	<input type="text" value="360"/>	310	<input type="text" value="360"/>	310	<input type="text" value="360"/>	310

10. Per credit hour charge for part-time graduate students

	<u>In-district</u>	Prior year	<u>In-state</u>	Prior year	<u>Out-of-state</u>	Prior year
<u>Per credit hour charge</u>	<input type="text" value="270"/>	270	<input type="text" value="270"/>	270	<input type="text" value="500"/>	500

Institution: CUNY Brooklyn College (190549)

User ID: P81905491

Part D - Student Charges - Price of Attendance**13. Price of attendance for full-time, first-time undergraduate students:**

Please enter the amounts requested below. These data will be made available to the public on College Navigator. Data for prior years may be corrected. If your institution participates in any Title IV programs (Pell, Stafford, etc.), you must complete all information for the current year. Leave items that do not apply blank and the system will fill in as "not applicable" or indicate that more information is needed. Estimates of expenses for books and supplies, room and board, and other expenses are those from the **Cost of Attendance report** used by the financial aid office in determining financial need.

Charges for full academic year	2006-07	2007-08	2008-09
Published tuition and required fees:			
<u>In-district</u>	4,377	4,381	4,431
<u>In-state</u>	4,377	4,381	4,431
<u>Out-of-state</u>	9,017	9,021	9,071
<u>Books and supplies</u>	879	938	1,016
Off campus (not with family):			
<u>Room and board</u>	7,663	7,958	⚠ 10,201
<u>Other expenses</u>	4,374	4,432	4,526
Off campus (with family):			
<u>Other expenses</u>	3,526	3,533	3,556

Caveat (will be posted on the College Navigator website)

Institution: CUNY Brooklyn College (190549)

User ID: P81905491

Part E - Additional Information - Athletic Association

1. Is this institution a member of a national athletic association?

- ☐ No
- ☒ Yes - Check all that apply
- ☒ National Collegiate Athletic Association (NCAA)
 - ☐ National Association of Intercollegiate Athletics (NAIA)
 - ☐ National Junior College Athletic Association (NJCAA)
 - ☐ United States Collegiate Athletic Association (USCAA)
 - ☐ National Christian College Athletic Association (NCCAA)
 - ☐ Other

2. If this institution is a member of the NCAA or NAIA, specify the conference FOR EACH SPORT using the droplist.

Sport	NCAA or NAIA member		Conference
Football	<input checked="" type="radio"/> No	<input type="radio"/> Yes-Specify	Select One ▼
Basketball	<input type="radio"/> No	<input checked="" type="radio"/> Yes-Specify	City University of New York Ath Conf ▼
Baseball	<input checked="" type="radio"/> No	<input type="radio"/> Yes-Specify	Select One ▼
Cross country and/or track	<input type="radio"/> No	<input checked="" type="radio"/> Yes-Specify	City University of New York Ath Conf ▼

Institution: CUNY Brooklyn College (190549)

User ID: P81905491

Explanation Report

Number	Source	Location	Description	Severity	Accepted
Screen: Selection Process					
1	Row 26 Column 2	Screen Entry	You reported the number of students who submitted SAT test scores but you did not enter any percentiles. Please explain or fix.	Explanation	Yes
Reason:	Brooklyn College does not utilize this information in making their decision about admission.				
2	Row 26 Column 3	Screen Entry	You reported the number of students who submitted SAT test scores but you did not enter any percentiles. Please explain or fix.	Explanation	Yes
Reason:	Brooklyn College does not utilize this information in making their decision about admission.				
Screen: Grad Tuition					
3	Row 3 Column 2	Screen Entry	The application fee is more than \$100. Please explain.	Explanation	Yes
Reason:	Brooklyn College has been using this amount for the graduate application fee for the past few years.				
Screen: Student Enrollment					
4	Row 8 Column 5	Screen Entry	The number you entered, 29, is outside the expected range of within 30% of the number reported in last year's Enrollment. Please fix or explain.	Explanation	Yes
Reason:	With such small numbers, this increase represents normal fluctuation.				
Screen: Price of Attendance					
5	Row 4 Column 5	Screen Entry	This value should be within 20% of prior year.	Explanation	Yes
Reason:	Housing and food expenses have increased disproportionately in New York City compared to the rest of the state.				

[Print Form\(s\)](#) [GoBack](#)