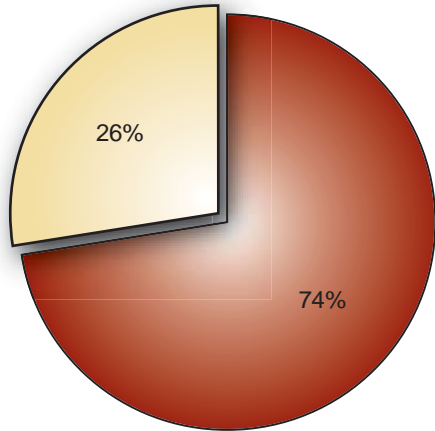


BROOKLYN COLLEGE FALL 2005 ENROLLMENT SNAPSHOT

Headcount Enrollment

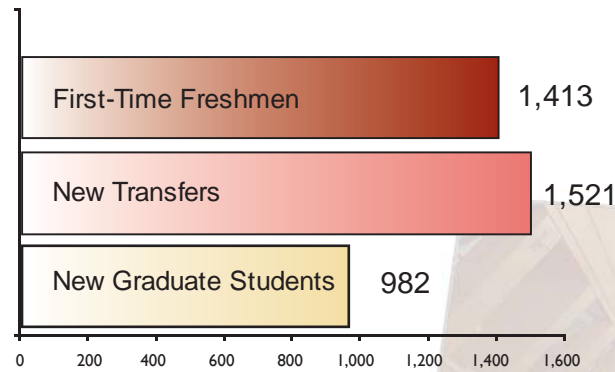
Undergraduate	11,364
Graduate	3,917
Total	15,281



■ Undergraduate □ Graduate

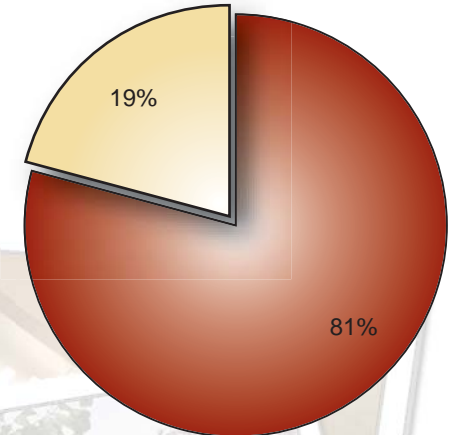
Admissions

First-Time Freshmen	1,413
New Transfers	1,521
New Graduate Students	982

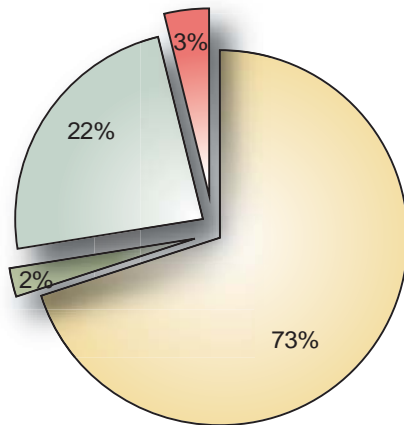


FTE Enrollment

Undergraduate	8,868.9
Graduate	2,130.5
Total	10,999.4



■ Undergraduate □ Graduate



□ Undergraduate Degree
 ■ Undergraduate Non-degree
 □ Graduate Degree
 ■ Graduate Non-degree

Degree/Non-Degree

Undergraduate Students:

Degree	11,068
Non-degree	296

Graduate Students:

Degree	3,437
Non-degree	480

Ethnicity

American Indian/Alaskan Native	0.16%
Asian/Pacific Islander	9.91%
Black, Non-Hispanic	22.42%
Hispanic	9.46%
White, Non-Hispanic	33.75%
Other	4.51%
Missing	19.78%

BROOKLYN COLLEGE FALL 2005 ENROLLMENT SNAPSHOT

Top 5 Undergraduate Majors

1. 021-Business, Management, and Finance, BS	1,694
2. 003-Public Accountancy, BS	641
3. 089-Psychology, BA	509
4. 253-Childhood Education, Grades 1-6, BA	363
5. 255-Early Childhood Education, Birth to Grade 2, BS	341

Top 5 Graduate Majors

1. 722-Middle Childhood Math Teacher, Option C, Transition B, MSED	165
2. 332-English, MA	130
3. 739-Teacher of Students w/Disabilities, Grades 1-6, Transition B Option A, MSED	121
4. 706-Childhood Ed, Grades 1-6, Option A, MSED	111
5. 611-Educational Leadership, AD	110

Borough of Residence

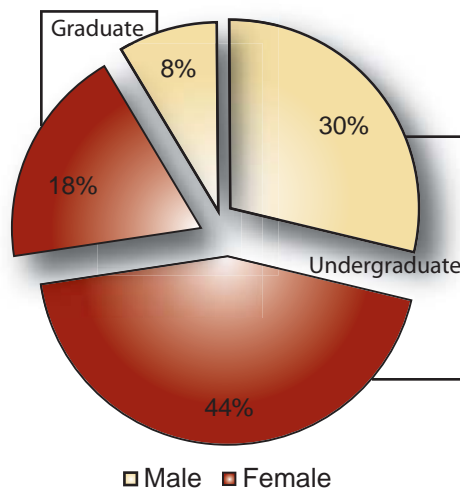
Brooklyn	76.67%
Bronx	1.61%
Manhattan	4.51%
Queens	8.93%
Staten Island	2.48%
Other New York State	4.53%
Other State	1.15%
Missing	0.12%

Age

Undergraduate Students:	
Less than 20	25.11%
20 to 24	43.59%
25 to 29	14.83%
30 to 39	10.23%
40 and Over	6.24%
Graduate Students:	
Less than 20	0.00%
20 to 24	21.42%
25 to 29	30.28%
30 to 39	27.34%
40 and Over	20.96%

Gender

Undergraduate Students:	
Male	4,550
Female	6,814
Graduate Students:	
Male	1,229
Female	2,688



Full-time/Part-time

Undergraduate Students:	
Full-time	8,109
Part-time	3,255
Graduate Students:	
Full-time	406
Part-time	3,511