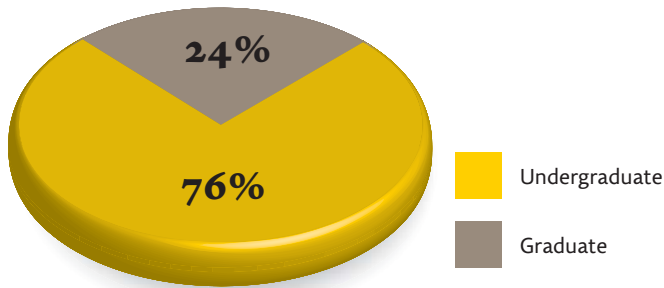


Fall 2010 Enrollment Snapshot

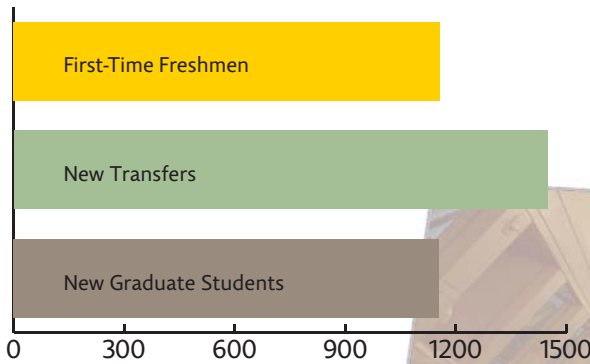
Headcount Enrollment

Undergraduate	12,804
Graduate	4,108
Total	16,912



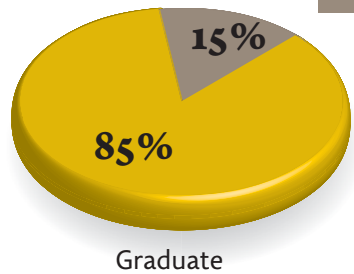
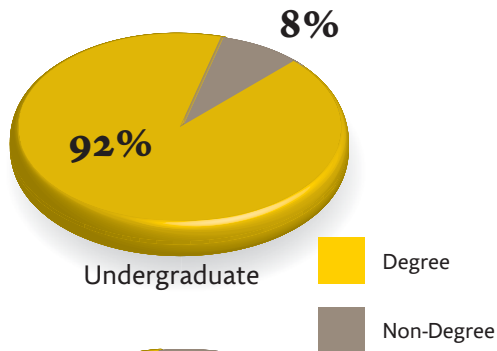
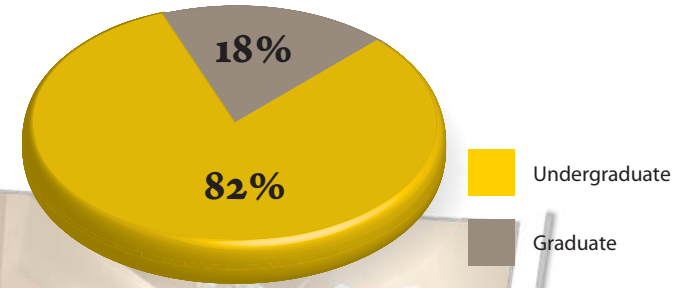
Admissions

First-Time Freshmen	1,157
New Transfers	1,449
New Graduate Students	1,155



FTE Enrollment

Undergraduate	10,117.5
Graduate	2,266.7
Total	12,384.2



Degree/Non-Degree

Undergraduate Students:

Degree	11,740
Non-degree	1,064

Graduate Students:

Degree	3,505
Non-degree	603

Ethnicity

American Indian/Alaskan Native	0.10%
Asian	12.49%
Black, Non-Hispanic	18.24%
Hispanic	10.35%
Native Hawaiian/Pacific Islander	0.07%
White, Non-Hispanic	31.88%
Two or More Races	0.31%
Missing	26.56%

Top 5 Undergraduate Majors

- 021-Business, Management, and Finance, BS
- 003-Accounting, Public Accountancy, BS
- 089-Psychology, BA
- 253-Childhood Education / Grades 1-6, BA
- 255-Early Childhood Education / Birth-Grade 2, BA

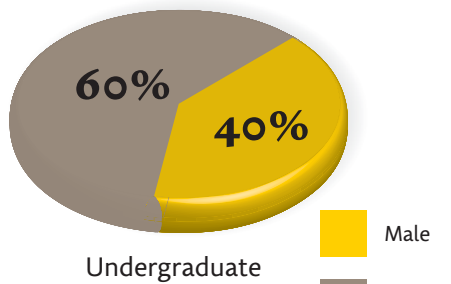
Top 5 Graduate Majors

- 332-English, MA
- 646-School Counseling, MSED
- 363-Political Science-Urban Policy and Administration, MA
- 624-Educational Leadership: School District Leader, MSED
- 603-Early Childhood Education Teacher (B-2, Option C), MSED

Gender

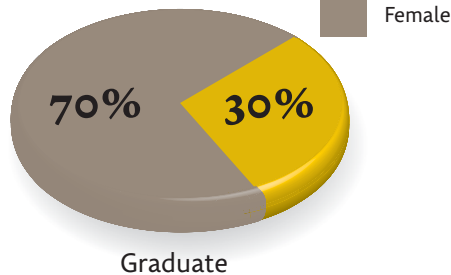
Undergraduate Students:

Male 5,127
Female 7,677



Graduate Students:

Male 1,234
Female 2,874



Borough of Residence

Brooklyn	1,354	73.43%
Bronx	922	1.61%
Manhattan	653	4.47%
Queens	359	9.04%
Staten Island	343	2.80%
Other New York State		6.76%
Other State		1.73%
Missing		0.15%

Age

Undergraduate Students:

Less than 20	23.10%
20 to 24	46.90%
25 to 29	15.80%
30 to 39	9.57%
40 and Over	4.63%

Graduate Students:

Less than 20	0.05%
20 to 24	24.22%
25 to 29	32.84%
30 to 39	26.80%
40 and Over	16.09%

Full-time/Part-time

Undergraduate Students:

Full-time 9,054
Part-time 3,750

Graduate Students:

Full-time 601
Part-time 3,507