

IPEDS 2025-26 Data Collection System

IPEDS HELP DESK (877) 225-2568 | ipedshelp@rti.org
OMB NO. 1850-0582 v.33 : Approval Expires 8/31/2027
User ID: P1905491

Fall Enrollment 2025-26

Institution: CUNY Brooklyn College (190549)

User ID: P1905491

Overview

Fall Enrollment Overview

The Fall Enrollment component collects student enrollment counts by level of student, enrollment status, sex and race/ethnicity. In addition, first-time students' fall-to-fall retention rates and the student-to-faculty ratio are collected. Enrollment by age is required in odd-numbered years, and enrollment by residence of first-time undergraduates is required in even-numbered years.

Institutions operating on a traditional academic year calendar (semester, trimester, quarter, or 4-1-4) report Fall enrollment as of the institution's official fall reporting date or October 15. Institutions operating on a calendar that differs by program or that enrolls students on a continuous basis (referred to as program reporters) report Fall enrollment as students enrolled any time during the period August 1 and October 31.

Data reporting reminders:

- Report data to accurately reflect the time period corresponding with the IPEDS survey component, even if such reporting is seemingly inconsistent with prior year reporting.
- Part B, Enrollment of students by age, is required this year.
- Part C, Residence of first-time degree/certificate-seeking undergraduates, is optional this year.
- For reporting students studying in consortium agreements, please refer to the Resource page at <https://nces.ed.gov/ipeds/report-your-data/data-tip-sheet-reporting-data-consortium-institutions>.

Changes to reporting for 2025-26:

The following changes were implemented for the 2025-26 data collection period:

- Removed question collecting student headcounts of Another Gender.
- Revised "gender" to "sex" where applicable. Revised "men" to "male" and "women" to "female" where applicable.

Resources:

- To download the survey materials for this component: [Survey Materials](#)
- To access your prior year data submission for this component: [Reported Data](#)

If you have questions about completing this survey, please contact the **IPEDS Help Desk at 1-877-225-2568**.

Institution: CUNY Brooklyn College (190549)

User ID: P1905491

Part Selection

Completion of Part C (Residence of First-Time Degree/Certificate-Seeking Undergraduates) is optional this year.

Do you wish to complete Part C this year?

If you select 'Yes', you will be expected to complete the Part C screens.

If you select 'No', you will skip Part C.

- No, I will not complete Part C
- Yes, I will complete Part C

Institution: CUNY Brooklyn College (190549)

User ID: P1905491

Part A - Fall Enrollment for Full-Time Undergraduate Students

Enrollment as of the institution's **official fall reporting date** or as of **October 15, 2025**

Full-time Undergraduate Students

Reporting Reminders:

- Report Hispanic/Latino individuals of any race as Hispanic/Latino
- Report race for non-Hispanic/Latino individuals only
- Even though Teacher Preparation certificate programs may require a bachelor's degree for admission, they are considered subbaccalaureate undergraduate programs, and students in these programs are undergraduate students.

Male

Enrolled for <u>credit</u>	Degree/certificate-seeking				Non-degree/ non-certificate-seeking	Total, Full-time <u>undergraduate</u> students
	First-time	Transfer-in	Continuing/ Returning	Total degree/certificate-seeking		
U.S. Nonresident	19	19	70	108	2	110
Hispanic/Latino	203	92	542	837	4	841
American Indian or Alaska Native	2		6	8		8
Asian	190	79	735	1,004	10	1,014
Black or African American	132	87	459	678	28	706
Native Hawaiian or Other Pacific Islander	1		3	4		4
White	203	106	642	951	22	973
Two or more races	24	23	87	134	1	135
Race and ethnicity unknown				0		0
Total male	774	406	2,544	3,724	67	3,791
Total male prior year	869	383	2,437	3,689	64	3,753

Female

Enrolled for <u>credit</u>	Degree/certificate-seeking				Non-degree/ non-certificate-seeking	Total, Full-time <u>undergraduate</u> students
	First-time	Transfer-in	Continuing/ Returning	Total degree/certificate-seeking		
U.S. Nonresident	33	21	93	147	6	153
Hispanic/Latino	206	129	788	1,123	7	1,130
American Indian or Alaska Native			5	5		5
Asian	193	75	751	1,019	12	1,031
Black or African American	173	143	631	947	68	1,015
Native Hawaiian or Other Pacific Islander			2	2		2
White	151	98	737	986	22	1,008
Two or more races	24	19	115	158		158
Race and ethnicity unknown				0		0
Total female	780	485	3,122	4,387	115	4,502
Total female prior year	863	472	3,072	4,407	88	4,495
Grand total (male+female)	1,554	891	5,666	8,111	182	8,293
Grand total (male+female) prior year	1,732	855	5,509	8,096	152	8,248

Institution: CUNY Brooklyn College (190549)

User ID: P1905491

Part A - Fall Enrollment for Part-time Undergraduate Students

Enrollment as of the institution's **official fall reporting date** or as of **October 15, 2025**

Part-time Undergraduate Students

Reporting Reminders:

- Report Hispanic/Latino individuals of any race as Hispanic/Latino
- Report race for non-Hispanic/Latino individuals only
- Even though Teacher Preparation certificate programs may require a bachelor's degree for admission, they are considered subbaccalaureate undergraduate programs, and students in these programs are undergraduate students.

Male

Enrolled for <u>credit</u>	<u>Degree/certificate-seeking</u>				Non-degree/ non-certificate-seeking	Total, <u>part-time</u> <u>undergraduate</u> students
	<u>First-time</u>	<u>Transfer-in</u>	<u>Continuing/ Returning</u>	Total degree/certificate-seeking		
<u>U.S. Nonresident</u>	1	6	32	39	1	40
<u>Hispanic/Latino</u>	3	27	224	254	28	282
<u>American Indian or Alaska Native</u>		1	2	3		3
<u>Asian</u>	8	14	209	231	37	268
<u>Black or African American</u>	8	34	218	260	148	408
<u>Native Hawaiian or Other Pacific Islander</u>		1	1	2		2
<u>White</u>	11	30	232	273	97	370
Two or more races	1	5	43	49	3	52
<u>Race and ethnicity unknown</u>				0		0
Total male	32	118	961	1,111	314	1,425
Total male prior year	30	130	957	1,117	333	1,450

Female

Enrolled for <u>credit</u>	<u>Degree/certificate-seeking</u>				Non-degree/ non-certificate-seeking	Total, <u>part-time</u> <u>undergraduate</u> students
	<u>First-time</u>	<u>Transfer-in</u>	<u>Continuing/ Returning</u>	Total degree/certificate-seeking		
<u>U.S. Nonresident</u>	1	3	35	39	1	40
<u>Hispanic/Latino</u>	7	41	328	376	57	433
<u>American Indian or Alaska Native</u>				0		0
<u>Asian</u>	2	16	173	191	57	248
<u>Black or African American</u>	7	39	334	380	217	597
<u>Native Hawaiian or Other Pacific Islander</u>			1	1		1
<u>White</u>	3	41	230	274	140	414
Two or more races	1	2	41	44	4	48
<u>Race and ethnicity unknown</u>				0		0
Total female	21	142	1,142	1,305	476	1,781
Total female prior year	20	160	1,150	1,330	534	1,864

Grand total (male+female)	53	260	2,103	2,416	790	3,206
Grand total (male+female) prior year	50	290	2,107	2,447	867	3,314

Institution: CUNY Brooklyn College (190549)

User ID: P1905491

Part A - Fall Enrollment for Undergraduate Students Total

Enrollment as of the institution's official fall reporting date or as of October 15, 2025Undergraduate Students**Male**

Enrolled for credit	Total full-time undergraduate students	Total part-time undergraduate students	Grand total, all undergraduate students
<u>U.S. Nonresident</u>	110	40	150
<u>Hispanic/Latino</u>	841	282	1,123
<u>American Indian or Alaska Native</u>	8	3	11
<u>Asian</u>	1,014	268	1,282
<u>Black or African American</u>	706	408	1,114
<u>Native Hawaiian or Other Pacific Islander</u>	4	2	6
<u>White</u>	973	370	1,343
Two or more races	135	52	187
<u>Race and ethnicity unknown</u>	0	0	0
Total male	3,791	1,425	5,216

Female

Enrolled for credit	Total full-time students	Total part-time students	Grand total, all students
<u>U.S. Nonresident</u>	153	40	193
<u>Hispanic/Latino</u>	1,130	433	1,563
<u>American Indian or Alaska Native</u>	5	0	5
<u>Asian</u>	1,031	248	1,279
<u>Black or African American</u>	1,015	597	1,612
<u>Native Hawaiian or Other Pacific Islander</u>	2	1	3
<u>White</u>	1,008	414	1,422
Two or more races	158	48	206
<u>Race and ethnicity unknown</u>	0	0	0
Total female	4,502	1,781	6,283
Grand total (male+female)	8,293	3,206	11,499

Institution: CUNY Brooklyn College (190549)

User ID: P1905491

Part A - Fall Enrollment for Graduate Students

Enrollment as of the institution's official fall reporting date or as of October 15, 2025Graduate Students

Reporting Reminder:

- Report Hispanic/Latino individuals of any race as Hispanic/Latino
- Report race for non-Hispanic/Latino individuals only

Graduate Student Reporting Reminder:

- Report all postbaccalaureate degree and certificate students as graduate students, including any doctor's-professional practice students (formerly first-professional)
- Even though Teacher Preparation certificate programs may require a bachelor's degree for admission, they are considered subbaccalaureate undergraduate programs, and students in these programs are undergraduate students.

Male

Enrolled for <u>credit</u>	Total <u>full-time</u>	Total <u>part-time</u>	Total graduate students
<u>U.S. Nonresident</u>	26	15	41
<u>Hispanic/Latino</u>	94	103	197
<u>American Indian or Alaska Native</u>			0
<u>Asian</u>	62	53	115
<u>Black or African American</u>	74	107	181
<u>Native Hawaiian or Other Pacific Islander</u>			0
<u>White</u>	186	172	358
Two or more races	16	12	28
<u>Race and ethnicity unknown</u>			0
Total male	458	462	920
Total male prior year	451	424	875

Female

Enrolled for <u>credit</u>	Total <u>full-time</u>	Total <u>part-time</u>	Total graduate students
<u>U.S. Nonresident</u>	68	23	91
<u>Hispanic/Latino</u>	170	430	600
<u>American Indian or Alaska Native</u>		2	2
<u>Asian</u>	109	163	272
<u>Black or African American</u>	161	244	405
<u>Native Hawaiian or Other Pacific Islander</u>		1	1
<u>White</u>	319	333	652
Two or more races	11	16	27
<u>Race and ethnicity unknown</u>			0
Total female	838	1,212	2,050
Total female prior year	873	1,080	1,953

Grand total (male+female)	1,296	1,674	2,970
Grand total (male+female) prior year	1,324	1,504	2,828

Institution: CUNY Brooklyn College (190549)
 Part A - Fall Enrollment - Summary

User ID: P1905491

Fall Enrollment Summary**Male**

Enrolled for credit	Total full-time students	Total part-time students	Grand total, all students
<u>U.S. Nonresident</u>	136	55	191
<u>Hispanic/Latino</u>	935	385	1,320
<u>American Indian or Alaska Native</u>	8	3	11
<u>Asian</u>	1,076	321	1,397
<u>Black or African American</u>	780	515	1,295
<u>Native Hawaiian or Other Pacific Islander</u>	4	2	6
<u>White</u>	1,159	542	1,701
Two or more races	151	64	215
<u>Race and ethnicity unknown</u>	0	0	0
Total male	4,249	1,887	6,136

Female

Enrolled for credit	Total full-time students	Total part-time students	Grand total, all students
<u>U.S. Nonresident</u>	221	63	284
<u>Hispanic/Latino</u>	1,300	863	2,163
<u>American Indian or Alaska Native</u>	5	2	7
<u>Asian</u>	1,140	411	1,551
<u>Black or African American</u>	1,176	841	2,017
<u>Native Hawaiian or Other Pacific Islander</u>	2	2	4
<u>White</u>	1,327	747	2,074
Two or more races	169	64	233
<u>Race and ethnicity unknown</u>	0	0	0
Total female	5,340	2,993	8,333
Grand total (male+female)	9,589	4,880	14,469

Institution: CUNY Brooklyn College (190549)


User ID: P1905491

Part A - Fall Enrollment - Sex Unknown

Reporting Reminders:

- The purpose of this supplemental section is to determine whether institutions are able to report the number of students for whom sex is unknown. Note that these students must still be allocated into the 'Male' and 'Female' categories in all other sections of the survey component.
- Institutions should not ask students that do not select a binary sex to allocate themselves to a binary sex; it is up to the institution to allocate unknown students into the binary categories throughout the forms where required. One method commonly used by institutions is to allocate these students to the binary categories required in other parts of the form using the proportion of male to female reported.

	Number of students	
	Undergraduate students	Graduate students
	Current Year	Current Year
Grand total	11,499	2,970
Sex unknown (i.e., sex information is not known or not collected)	<input type="text" value="43"/>	<input type="text" value="21"/>

 You may use the box below to provide additional context for the data you have reported above. Context notes will be posted on the College Navigator website. Therefore, you should write all context notes using proper grammar (e.g., complete sentences with punctuation) and common language that can be easily understood by students and parents (e.g., spell out acronyms).


Institution: CUNY Brooklyn College (190549)

User ID: P1905491

Part A - Fall Enrollment by Distance Education Status 1

Enrollment as of the institution's official fall reporting date or as of October 15, 2025

	Undergraduate Students		Graduate Students
	Degree/certificate-seeking	Non-degree/non-certificate-seeking	
i Enrolled <i>exclusively</i> in <u>distance education courses</u>	1,209	113	913
Enrolled in <i>at least one</i> but not all distance education courses	5,549	42	847
<i>Not enrolled</i> in any distance education courses	3,769	817	1,210
Total (Carried forward from part A)	10,527	972	2,970

 You may use the box below to provide additional context for the data you have reported above. Context notes will be posted on the College Navigator website. Therefore, you should write all context notes using proper grammar (e.g., complete sentences with punctuation) and common language that can be easily understood by students and parents (e.g., spell out acronyms).

Institution: CUNY Brooklyn College (190549)

User ID: P1905491

Part A - Fall Enrollment by Distance Education Status 2

Of those students *exclusively* enrolled in distance education courses, report the number that are:

		Undergraduate Students		Graduate Students
		Degree/certificate-seeking	Non-degree/non-certificate-seeking	
Located in	NY	1,181	110	879
Located in the U.S. but not in	NY	15	2	17
Located in the U.S. but state/jurisdiction unknown		0	0	0
Located outside the U.S.		0	0	0
Location unknown/unreported		13	1	17
Total students exclusively enrolled in distance education (Carried forward from section above)		1,209	113	913

Institution: CUNY Brooklyn College (190549)

User ID: P1905491

Part B - Fall Enrollment by Age and Sex for Full-time Undergraduate Students

Enrollment as of the institution's official fall reporting date or as of October 15, 2025

Age	Full-time Undergraduate Students	
	Male	Female
Under 18	249	323
18-19	1,334	1,456
20-21	1,122	1,379
22-24	691	816
25-29	245	285
30-34	88	120
35-39	40	74
40-49	17	37
50-64	5	12
65 and over		
Age unknown/unreported	0	0
Total full-time undergraduate students (Carried forward from part A)	3,791	4,502

Institution: CUNY Brooklyn College (190549)

User ID: P1905491

Part B - Fall Enrollment by Age and Sex for Part-time Undergraduate Students

Enrollment as of the institution's official fall reporting date or as of October 15, 2025

Age	Part-time Undergraduate Students	
	Male	Female
Under 18	243	373
18-19	119	90
20-21	211	216
22-24	361	401
25-29	261	298
30-34	109	163
35-39	60	129
40-49	48	79
50-64	11	26
65 and over	2	6
Age unknown/unreported	0	0
Total part-time undergraduate students (Carried forward from part A)	1,425	1,781

Institution: CUNY Brooklyn College (190549)

User ID: P1905491

Part B - Fall Enrollment by Age and Sex for Full-time Graduate Students

Enrollment as of the institution's official fall reporting date or as of October 15, 2025

Age	Full-time Graduate Students	
	Male	Female
Under 18	<input type="text"/>	<input type="text"/>
18-19	<input type="text" value="1"/>	<input type="text" value="2"/>
20-21	<input type="text" value="14"/>	<input type="text" value="41"/>
22-24	<input type="text" value="128"/>	<input type="text" value="308"/>
25-29	<input type="text" value="155"/>	<input type="text" value="254"/>
30-34	<input type="text" value="73"/>	<input type="text" value="85"/>
35-39	<input type="text" value="35"/>	<input type="text" value="63"/>
40-49	<input type="text" value="31"/>	<input type="text" value="67"/>
50-64	<input type="text" value="21"/>	<input type="text" value="18"/>
65 and over	<input type="text"/>	<input type="text"/>
Age unknown/unreported	0	0
Total full-time graduate students (Carried forward from part A)	458	838

Institution: CUNY Brooklyn College (190549)

User ID: P1905491

Part B - Fall Enrollment by Age and Sex for Part-time Graduate Students

Enrollment as of the institution's official fall reporting date or as of October 15, 2025

Age	Part-time Graduate Students	
	Male	Female
Under 18	<input type="text"/>	<input type="text"/>
18-19	<input type="text"/>	<input type="text"/>
20-21	<input type="text" value="5"/>	<input type="text" value="9"/>
22-24	<input type="text" value="64"/>	<input type="text" value="184"/>
25-29	<input type="text" value="145"/>	<input type="text" value="365"/>
30-34	<input type="text" value="87"/>	<input type="text" value="232"/>
35-39	<input type="text" value="65"/>	<input type="text" value="133"/>
40-49	<input type="text" value="62"/>	<input type="text" value="193"/>
50-64	<input type="text" value="31"/>	<input type="text" value="89"/>
65 and over	<input type="text" value="3"/>	<input type="text" value="7"/>
Age unknown/unreported	<input type="text" value="0"/>	<input type="text" value="0"/>
Total part-time graduate students (Carried forward from part A)	462	1,212

Institution: CUNY Brooklyn College (190549)

User ID: P1905491

Part D - Total Undergraduate Entering Class

Total Undergraduate Entering Class, Fall 2025

D1	Total full-time, first-time degree/certificate-seeking <u>undergraduates</u> from Part A (GR <u>cohort</u>)	1,554
D2	Total <u>first-time</u> degree/certificate-seeking undergraduates (full-time + part-time) from Part A	1,607
D3	Total <u>transfer-in</u> degree/certificate-seeking undergraduates (full-time + part-time) from Part A	1,151
D4	Total <u>non-degree/non-certificate-seeking</u> undergraduates (full-time + part-time) from Part A	972
D5	Of the total non-degree/non-certificate-seeking undergraduates displayed on line D4, the number that are new to the institution in Fall 2025	935
D6	Total <u>entering students</u> at the undergraduate level Note: This is calculated as first-time students (line D2) + students transferring to the institution (line D3) + non-degree/non-certificate-seeking undergraduates entering in Fall 2025 (line D5).	3,693
D7	Percentage of undergraduate entering class represented by your GR <u>cohort</u> (line D1/line D6)	42

Institution: CUNY Brooklyn College (190549)

User ID: P1905491

Part E - First-time Bachelor's Cohort Retention Rates (Full-time)

Retention Rates - Full-time, First-time Bachelor's Seeking Cohort from Fall 2024


Academic reporters determine the cohort and retention as of the institution's official fall reporting date or as of October 15. Program reporters determine the cohort with enrollment any time between August 1 and October 31, 2024 and retention based on August 1, 2025.

The retention rate is calculated by the system after clicking "Save" on the screen. Exclusions are subtracted from and inclusions are added to the original cohort and the resulting adjusted cohort is used for calculating the retention rate.

Retention Data Reporting Reminders:

- Include only **full-time, first-time bachelor's-seeking** students in this cohort.
- Determine the full-time cohort using Fall 2024 status (e.g., if a student was full-time in Fall 2024, report them in the full-time cohort regardless of their Fall 2025 status).
- If there are no students to report in the cohort, enter zero. Do not leave the field blank.
- Report in the exclusions box (line E2a) the number of students from the cohort who left the institution for any of the following reasons: died or were totally and permanently disabled; to serve in the armed forces (including those called to active duty); to serve with a foreign aid service of the Federal Government (e.g., Peace Corps); or to serve on official church missions.
- Report in the inclusion box (line E2b) first-time bachelor's-seeking study abroad students who were excluded from the first-time cohort (line E1) but who have re-enrolled at the institution their second year.

FULL-TIME, FIRST-TIME BACHELOR'S COHORT RETENTION:			Prior year data (Fall 2023 cohort)
E1	Full-time, first-time Fall 2024 bachelor's seeking cohort	<input checked="" type="checkbox"/> <input type="text" value="1,732"/>	1,504
E2a	<u>Exclusions</u> from the Fall 2024 cohort	<input type="text" value="0"/>	0
E2b	Inclusion to the Fall 2024 cohort	<input type="text" value="0"/>	0
E3	Adjusted Fall 2024 cohort (line E1- E2a + E2b)	1,732	1,504
E4	Students from Fall 2024 cohort still enrolled as of Fall 2025 + students from Fall 2024 cohort who completed their bachelor's degree as of Fall 2025	<input type="text" value="1,406"/>	1,205
E5	Full-time, first-time Fall 2024 bachelor's cohort retention rate (line E4 / line E3)	81 %	80 %

 The notes below provide context for the data you've reported above and **may** be posted on the College Navigator website. Choose one option that best explains your data or choose "Not Applicable" if you do not wish to provide context notes. If none of the options provided explain your institution's data, then choose "Other" and write your own context notes. Therefore, you should write all context notes using proper grammar (e.g., complete sentences with punctuation) and common language that can be easily understood by students and parents (e.g., spell out acronyms).

Not Applicable ▼

Institution: CUNY Brooklyn College (190549)

User ID: P1905491

Part E - First-time Bachelor's Cohort Retention Rates (Part-time)

Retention Rates - Part-time, First-time Bachelor's Seeking Cohort from Fall 2024


Academic reporters determine the cohort and retention as of the institution's official fall reporting date or as of October 15. Program reporters determine the cohort with enrollment any time between August 1 and October 31, 2024 and retention based on August 1, 2025.

The retention rate is calculated by the system after clicking "Save" on the screen. Exclusions are subtracted from the original cohort and the resulting adjusted cohort is used for calculating the retention rate.

Retention Data Reporting Reminders:

- Include only **part-time, first-time bachelor's-seeking** students in this cohort.
- Determine part-time using Fall 2024 attendance status (e.g., if a student was part-time in Fall 2024, report them in the part-time cohort regardless of their Fall 2025 status).
- If there are no students to report in the cohort, enter zero. Do not leave the field blank.
- Report in the exclusions box (line E7a) the number of students from the cohort who left the institution for any of the following reasons: died or were totally and permanently disabled; to serve in the armed forces (including those called to active duty); to serve with a foreign aid service of the Federal Government (e.g., Peace Corps); or to serve on official church missions.
- Report in the inclusion box (line E7b) first-time bachelor's-seeking study abroad students who were excluded from the first-time cohort (line E6) but who have re-enrolled at the institution their second year.

PART-TIME, FIRST-TIME BACHELOR'S COHORT RETENTION:			Prior year data (Fall 2023 cohort)
E6	Part-time, first-time Fall 2024 bachelor's seeking cohort	<input checked="" type="checkbox"/> <input type="text" value="50"/>	15
E7a	<u>Exclusions</u> from the Fall 2024 cohort	<input type="text" value="0"/>	0
E7b	Inclusions to the Fall 2024 cohort	<input type="text" value="0"/>	0
E8	Adjusted Fall 2024 cohort (line E6 - E7a + E7b)	50	15
E9	Students from Fall 2024 cohort still enrolled as of Fall 2025 + students from Fall 2024 cohort who completed their bachelor's degree as of Fall 2025	<input type="text" value="15"/>	10
E10	Part-time, first-time Fall 2024 bachelor's cohort retention rate (line E9 / line E8)	<input checked="" type="checkbox"/> 30 %	67 %

 The notes below provide context for the data you've reported above and **may** be posted on the College Navigator website. Choose one option that best explains your data or choose "Not Applicable" if you do not wish to provide context notes. If none of the options provided explain your institution's data, then choose "Other" and write your own context notes. Therefore, you should write all context notes using proper grammar (e.g., complete sentences with punctuation) and common language that can be easily understood by students and parents (e.g., spell out acronyms).

Not Applicable ▼

Institution: CUNY Brooklyn College (190549)

Part F - Student-to-Faculty Ratio

Student-to-Faculty Ratio

Please provide your institution's student-to-faculty ratio (i.e., student-to-instructional staff) for undergraduate programs for Fall 2025. The student-to-faculty ratio and any accompanying context that is provided will be displayed on College Navigator.


Click [here](#) to use a worksheet to help you determine the student-to-faculty ratio

Student-to-faculty ratio

to 1

Student-to-faculty ratio prior year

to 1

 You may use the box below to provide additional context for the data you have reported above. Context notes will be posted on the College Navigator website. Therefore, you should write all context notes using proper grammar (e.g., complete sentences with punctuation) and common language that can be easily understood by students and parents (e.g., spell out acronyms).

Institution: CUNY Brooklyn College (190549)

User ID: P1905491

Prepared by

Reporting Reminders:

- The name of the preparer is being collected so that we can follow up with the appropriate person in the event that there are questions concerning the data.
- The Keyholder will be copied on all email correspondence to other preparers.
- The time it took to prepare this component is being collected so that we can continue to improve our estimate of the reporting burden associated with IPEDS.
- Please include in your estimate the time it took for you to review instructions, query and search data sources, complete and review the component, and submit the data through the Data Collection System.
- Thank you for your assistance.

This survey component was prepared by:

<input type="radio"/>	Keyholder	<input type="radio"/>	SFA Contact	<input type="radio"/>	HR Contact
<input type="radio"/>	Finance Contact	<input type="radio"/>	Other		
Name: <input type="text"/>					
Email: <input type="text"/>					

How many staff from your institution only were involved in the data collection and reporting process of this survey component?

Number of Staff (including yourself)

How many hours did you and others from your institution only spend on each of the steps below when responding to this survey component?
Exclude the hours spent collecting data for state and other reporting purposes.

Staff member	Collecting Data Needed	Revising Data to Match IPEDS Requirements	Entering Data	Revising and Locking Data
Your office	<input type="text"/> hours	<input type="text"/> hours	<input type="text"/> hours	<input type="text"/> hours
Other offices	<input type="text"/> hours	<input type="text"/> hours	<input type="text"/> hours	<input type="text"/> hours

Summary

Fall Enrollment Component Summary

The purpose of this summary is to provide you an opportunity to view some of the data that, when accepted through the IPEDS quality control process, will appear on the [College Navigator](#) website and/or your institution's Data Feedback Report (DFR). In addition, all data reported in IPEDS survey components become publicly available through the [IPEDS Use the Data](#) and appear as aggregated statistics in various Department of Education reports. [College Navigator](#) is updated approximately three months after the data collection period closes and DFRs will be available through the [IPEDS Use the Data](#).

Please review your data for accuracy. If you have questions about the data displayed below or after reviewing the data reported on the survey screens, please contact the IPEDS Help Desk at: 1-877-225-2568 or ipedshelp@rti.org.

Student Enrollment		
Total enrollment		14,469
	Undergraduate enrollment	11,499
	Graduate enrollment	2,970
Student-to-faculty ratio		
		13 to 1

Student Characteristics (All Students)		
Percent of all students who are female (%)		58
Percent of all students by U.S. resident status and race/ethnicity: Note: Race/ethnicity is not collected for U.S. Nonresidents.		
U.S. Resident (%)		97
	American Indian or Alaska Native (%)	0
	Asian (%)	20
	Black or African American (%)	23
	Hispanic/Latino (%)	24
	Native Hawaiian or Pacific Islander (%)	0
	White (%)	26
	Two or More Races (%)	3
	Race and ethnicity unknown (%)	0
U. S. Nonresident (%)		3

Undergraduate Student Characteristics		
Percent of all students who are female (%)		55
Percent of undergraduates who are full-time (%)		72
Percent of undergraduates who are transfer-in (%)		10
Percent of undergraduates who are enrolled exclusively in distance education courses (%)		11
Percent of all students by U.S. resident status and race/ethnicity: Note: Race/ethnicity is not collected for U.S. Nonresidents.		
U.S. Resident (%)		97
	American Indian or Alaska Native (%)	0
	Asian (%)	22
	Black or African American (%)	24
	Hispanic/Latino (%)	23
	Native Hawaiian or Pacific Islander (%)	0
	White (%)	24
	Two or More Races (%)	3
	Race and ethnicity unknown (%)	0
U. S. Nonresident (%)		3

Percent of undergraduate students by age:		
	24 and under (%)	82
	25 and over (%)	18
	Age unknown (%)	0
Percent of first-time degree/certificate seeking students by residence:		
	In state (%)	
	Out-of-state (%)	0
	Foreign countries (%)	0
	Residence unknown (%)	100

Undergraduate Retention and Graduation Rate Cohort		
	First-time, full-time bachelor's seeking student fall-to-fall retention rate (%)	81
	First-time, part-time bachelor's seeking student fall-to-fall retention rate (%)	30
	Graduation rate cohort as percent of total entering students (%)	42

Graduate Student Characteristics		
	Percent of graduate students who are female (%)	69
	Percent of graduate students who are full-time (%)	44
	Percent of graduate students who are enrolled exclusively in distance education courses (%)	31
	Percent of graduate students by U.S. resident status and race/ethnicity: Note: Race/ethnicity is not collected for U.S. Nonresidents.	
	U.S. Resident (%)	96
	American Indian or Alaska Native (%)	0
	Asian (%)	13
	Black or African American (%)	20
	Hispanic/Latino (%)	27
	Native Hawaiian or Pacific Islander (%)	0
	White (%)	34
	Two or More Races (%)	2
	Race and ethnicity unknown (%)	0
	U .S. Nonresident (%)	4

Edit Report

Fall Enrollment

Source	Description	Severity	Resolved	Options
Screen: Part E - First-time Bachelor's Cohort Retention Rates (Full-time)				
Upload File	The full-time, first-time bachelor's cohort reported in Part E (1,732) is outside the expected range when compared with the prior year value (Fall 2023 cohort). Please correct your data or explain. (Error #6164)	Explanation	Yes	
Reason	The number is correct – 2024 had a larger incoming NYC Public Schools senior cohort from the Brooklyn area in recent years, contributing to an expected increase across CUNY colleges with a robust first-time freshmen pipeline from this borough.			
Screen: Part E - First-time Bachelor's Cohort Retention Rates (Part-time)				
Upload File	The part-time, first-time bachelor's cohort reported in Part E (50) is outside the expected range when compared with the prior year value (Fall 2023 cohort). Please correct your data or explain. (Error #6805)	Explanation	Yes	
Reason	The number is correct – this continues a CUNY-wide trend of an increasing population of part-time undergraduate enrollees across colleges. The number is also based on a small number of students – this small number fluctuates between years.			
Upload File	The calculated cohort retention rate is outside the expected range when compared with the prior year value. Please correct your data or explain. (Error #6308)	Explanation	Yes	
Reason	The number is correct – this continues a CUNY-wide trend of an increasing population of part-time undergraduate enrollees across colleges. With a much greater denominator, the retention rate is much lower. The prior denominator was only 15 students, thus contributing to great volatility in the expected retention rates.			